

# APPENDICES

## APPENDIX 1

**3rd Aggregated Report- Contributions of selected companies to total royalty collections in 2005.**

| <b>MONTH</b>     | <b>Total collections</b>  | <b>collections-selected companies</b> | <b>percentage of selected<br/>companies collections to<br/>Total collections</b> |
|------------------|---------------------------|---------------------------------------|--|
| <b>January</b>   | 34,647,925,675.00         | 34,378,397,653.00                     | 99   |
| <b>February</b>  | 20,373,897,062.00         | 20,335,956,767.00                     | 100  |
| <b>March</b>     |                           |                                       |  |
| <b>April</b>     | 38,120,422,823.00         | 37,834,017,712.00                     | 99   |
| <b>May</b>       | 19,125,249,785.00         | 19,125,249,785.00                     | 100  |
| <b>June</b>      | 168,538,280.00            | 0                                     | 0  |
| <b>July</b>      | 52,777,817,400.00         | 52,374,487,335.00                     | 99   |
| <b>August</b>    | 9,941,965,106.00          | 9,803,544,928.00                      | 99   |
| <b>September</b> | 160,752,744.00            | 0                                     | 0  |
| <b>October</b>   | 52,464,856,251.00         | 52,047,322,677.00                     | 99   |
| <b>November</b>  | 6,252,411,982.00          | 6,084,849,398.00                      | 97   |
| <b>December</b>  | 309,111,035.00            | -                                     | 0  |
| <b>Total</b>     | <b>234,342,948,143.00</b> | <b>231,983,826,255.00</b>             | <b>99</b>  |




# APPENDIX 2

|                                 |         |                                |                      |
|---------------------------------|---------|--------------------------------|----------------------|
| 28/1/05                         | 2004    | Ghana Bauxite Co Ltd           | 258,485,490.00 ✓     |
| 19/4/05                         | 2005    |                                | 949,132,522.80 ✓     |
| 29/7/05                         |         |                                | 1,546,914,215.00 ✗   |
| 24/10/05                        |         |                                | 1,055,031,626.30 ✗   |
| 31/1/05                         | 2004    | Wexford Goldfields             | 625,586,489.83 ✓     |
| 6/5/05                          | 2005    |                                | 1,764,388,521.81 ✓   |
| 5/8/05                          |         |                                | 2,483,067,832.90 ✗   |
| 24/10/05                        |         |                                | 2,873,084,741.27 ✗   |
| 31/1/05                         | 2004    | Bogosu Gold Ltd                | 3,678,326,049.18 ✓   |
| 3/5/05                          | 2005    |                                | 4,521,075,482.90 ✓   |
| 2/8/05                          |         |                                | 3,857,649,751.50 ✓   |
| 4/11/05                         |         |                                | 3,489,296,523.47 ✗   |
| 31/1/05                         | 2004    | Abosso Goldfields Ltd          | 7,784,838,060.93 ✓   |
| 29/4/05                         | 2005    |                                | 6,274,366,085.54 ✓   |
| 29/7/05                         |         |                                | 6,772,973,635.46 ✗   |
| 27/10/05                        |         |                                | 6,810,293,586.54 ✗   |
| 31/1/05                         | 2004    | Ghana Manganese Co Ltd         | 2,291,730,405.92 ✓   |
| 3/5/05                          | 2005    |                                | 2,294,937,781.05 ✓   |
| 29/7/05                         |         |                                | 3,373,398,716.82 ✗   |
| 2/11/05                         |         |                                | 2,595,552,874.20 ✗   |
| 1/2/05                          | 2004    | Ghanaian Australian Goldfields | 5,785,156,225.37 ✓   |
| 29/4/05                         | 2005    |                                | 6,304,773,323.42 ✓   |
| 29/7/05                         |         |                                | 5,479,131,757.64 ✗   |
| 31/10/05                        |         |                                | 6,118,469,650.12 ✗   |
| 9/2/05                          | 2004    | Ashanti Goldfields Co Ltd      | 10,607,874,203.76 ✓  |
| 18/5/05                         | 2005    |                                | 10,544,847,998.94 ✓  |
| 29/7/05                         |         |                                | 11,936,796,225.23 ✗  |
| 31/10/05                        |         |                                | 11,177,135,733.02 ✗  |
| 9/2/05                          | 2004    | AGC (Bibiani) Ltd              | 3,942,926,337.68 ✓   |
| 29/4/05                         | 2005    |                                | 3,784,819,971.42 ✓   |
| 16/8/05                         |         |                                | 3,462,827,342.90 ✗   |
| 31/10/05                        |         |                                | 3,305,265,742.30 ✗   |
| <b>MINERAL ROYALTIES – 2004</b> |         |                                |                      |
| 23/4/04                         | 2004    | Ghana Bauxite Co Ltd           | ✓ 930,167,355.60     |
| 23/7/04                         |         |                                | 1,169,062,095.24 (3) |
| 28/10/04                        |         |                                | 474,876,944.00 (4)   |
| 23/4/04                         | 99-2001 |                                | ✓ 23,017,000         |

# APPENDIX 3A.

## RETURN OF ROYALTY COLLECTION FOR THE MONTH OF JANUARY, 2005

| REGOPM        | COMPANY                       | AMOUNT<br>¢     | TOTAL<br>¢     |
|---------------|-------------------------------|-----------------|----------------|
| Western       | Goldfields Ghana Ltd.         | 19,739,431,157  |                |
|               | Ghana Bauxite Co. Ltd.        | 258,485,490     |                |
|               | Satelite Goldfields Ltd.      | 625,586,490     |                |
|               | Bogoso Gold Ltd.              | 316,783,260,049 |                |
|               | Abosso Goldfields             | 7,784,838,061   |                |
|               | Ghana Manganese Co. Ltd.      | 2,291,730,406   | 34,378,397,653 |
| Greater Accra | C.P. Concrete Products        | 176,541,019     |                |
|               | Bigleb Construction & Crusing | 59,109,953      | 235,650,972    |
|               |                               |                 |                |
| Brong Ahafo   | Taysec Construction Ltd.      | 33,877,050      | 33,877,050     |
| Others        | Nil                           | Nil             | Nil            |
| Total         |                               | 34,647,925,675  | 34,647,925,675 |






# APPENDIX 3B

## RETURN OF ROYALTY COLLECTION FOR THE MONTH OF FEBRUARY, 2005

| REGION        | COMPANY   | AMOUNT<br>¢                    | TOTAL<br>¢            |
|---------------|---|--------------------------------|-----------------------|
| Western       | Ghanaian-Australian Goldfields<br>Anglogold Ashanti (Bibiani) | 5,785,156,225<br>3,942,926,338 | 9,728,082,563         |
| Greater Accra | Eastern Quarries Ltd.   | 37,940,295                     | 37,940,295            |
| Ashanti       | Anglogold Ashanti (Obuasi)                                    | 10,607,874,204                 | 10,607,874,264        |
| Others        | Nil   | Nil                            | Nil                   |
| <b>TOTAL</b>  |   | <b>20,373,897,062</b>          | <b>20,373,897,062</b> |



## APPENDIX 3C

### RETURNS OF ROYALTY COLLECTION FOR THE MONTHS OF APRIL AND MAY, 2005

#### APRIL, 2005

| <u>REGION</u> | <u>COMPANY</u>                 | <u>AMOUNT</u><br>¢           | <u>TOTAL</u><br>¢            |
|---------------|--------------------------------|------------------------------|------------------------------|
| Brong Ahafo   | Taysee Constr. Ltd.            | 85,608,687                   | 85,608,687                   |
| Gt. Accra     | C.P. Concrete Products         | 200,796,424                  | 200,796,424                  |
| Western       | ✓ Goldfields Ghana Ltd.        | 21,470,058,331               |                              |
|               | Abosso Goldfields Ltd.         | 6,274,366,086                |                              |
|               | ✓ Ashanti Goldfields (Bibiani) | 3,784,819,972                |                              |
|               | Ghanaian-Australian Goldf.     | <u>6,304,773,323</u>         | <u>37,834,017,712</u>        |
|               | <b>Total</b>                   | <u><b>38,120,422,823</b></u> | <u><b>38,120,422,823</b></u> |

#### MAY, 2005

| <u>REGION</u> | <u>COMPANY</u>           | <u>AMOUNT</u><br>¢           | <u>TOTAL</u><br>¢            |
|---------------|--------------------------|------------------------------|------------------------------|
| Ashanti       | Anglogold Ash. (Obuasi)  | 10,544,847,999               | 10,544,847,999               |
| Western       | Ghana Manganese Co. Ltd. | 2,294,937,781                |                              |
|               | Bogoso Gold Ltd.         | 4,521,075,483                |                              |
|               | Wexford Goldfields Ltd.  | <u>1,764,388,522</u>         | <u>8,580,401,786</u>         |
|               | <b>Total</b>             | <u><b>19,125,249,785</b></u> | <u><b>19,125,249,785</b></u> |

#### SUMMARY

|              |   |                              |
|--------------|---|------------------------------|
| APRIL, 2005  | - | 38,120,422,823               |
| MAY, 2005    | - | <u>19,125,249,785</u>        |
| <b>Total</b> |   | <u><b>57,245,672,608</b></u> |



# APPENDIX 3D

X

JUNE 2005

| REGION     | COMPANY          | AMOUNT      | TOTAL       |
|------------|------------------|-------------|-------------|
| Ashanti    | P.W. Ghana Ltd   | 148,538,280 | 148,538,280 |
| Upper East | Upper Quarry Ltd | 20,000,000  | 20,000,000  |
| Others     | -                | -           | -           |
| Total      |                  | 148,538,280 | 148,538,280 |

148,

June 2005

# APPENDIX 3E

JULY 2005

| REGION        | COMPANY   | AMOUNT   | TOTAL                 |
|---------------|---|--|-----------------------|
| Brong Ahafo   | Taysec Constr. Ltd  | 194,908,823  | 194,908,823           |
| Greater Accra | El- Din Salt<br>C. P. Concrete Products   | 10,000,000<br>178,421,242  | 188,421,242           |
| Western       | Goldfields Ghana Ltd<br>Abosso Goldfields Ltd<br>Ghana Manganese Com. Ltd<br>Anglogold Ashanti (Iduapriem)<br>Ghana Bauxite Comp. Ltd | 23,265,272,785<br>6,772,973,635<br>3,373,398,717<br>5,479,131,758<br>1,546,914,215 | 40,437,691,110        |
| Upper East    | Upper Quarry Ltd  | 20,000,000   | 20,000,000            |
| Ashanti       | Anglogold Ashanti (Obuasi)  | 11,936,796,225   | 11,936,796,225        |
| Others        | -   | -  | -                     |
| <b>Total</b>  |   | <b>52,777,817,400</b>  | <b>52,777,817,400</b> |



July 2005.



# APPENDIX 3F

AUGUST 2005

| REGION  | COMPANY                     | AMOUNT        | TOTAL         |
|---------|-----------------------------|---------------|---------------|
| Ashanti | P.W. Ghana Ltd              | 138,420,178   | 138,420,178   |
| Western | Anglogold Ashanti (Bibiani) | 3,462,827,343 | 9,803,544,928 |
|         | Bogoso Gold Ltd             | 3,857,649,752 |               |
|         | Wexford Goldfields Ltd      | 2,483,067,833 |               |
| Others  | -                           | -             | -             |
| Total   |                             | 9,941,965,106 | 9,941,965,106 |



August 2005

# APPENDIX 3G

SEPTEMBER 2005

| REGION  | COMPANY        | AMOUNT      | TOTAL       |
|---------|----------------|-------------|-------------|
| Ashanti | P.W. Ghana Ltd | 160,752,744 | 160,752,744 |
| Others  | -              | -           | -           |
| Total   |                | 160,752,744 | 160,752,744 |



September 2005.



APPENDIX 3I

2

NOVEMBER 2005

| REGION  | COMPANY                            | AMOUNT                         | TOTAL         |
|---------|------------------------------------|--------------------------------|---------------|
| Ashanti | P.W. Ghana Ltd                     | 167,562,584                    | 54,769,165    |
| Western | Ghana Manganese<br>Bogoso Gold Ltd | 2,595,552,874<br>3,489,296,524 | 6,084,849,398 |
| Others  | -                                  | -                              | -             |
| Total   |                                    | 6,252,411,982                  | 6,252,411,982 |



November 2005

# APPENDIX 3H

OCTOBER 2005

| REGION        | COMPANY  | AMOUNT  | TOTAL                 |
|---------------|--|---|-----------------------|
| Brong Ahafo   | Taysec Constr. Ltd   | 49,512,444  | 49,512,444            |
| Greater Accra | Eastern Quarries<br>C. P. Concrete Products<br>Bigleb Construction & Crushing  | 25,373,490<br>165,586,423<br>76,043,708   | 267,003,621           |
| Western       | Goldfields Ghana Ltd<br>Abosso Goldfields Ltd<br>Anglogold Ashanti (Iduapriem)<br>Ghana Bauxite Comp. Ltd<br>Anglogold Ashanti (Bibiani)<br>Wexford Goldfields | 20,708,041,598<br>6,810,293,587<br>6,118,469,650<br>1,055,031,626<br>3,305,265,742<br>2,873,084,741 | 40,870,186,944        |
| Ashanti       | Anglogold Ashanti (Obuasi)<br>P.W. Ghana Ltd   | 11,177,135,733<br>101,017,509   | 11,278,153,242        |
| Others        |  | -   | -                     |
| <b>Total</b>  |  | <b>52,464,856,251</b>   | <b>52,464,856,251</b> |



October 2005




3

APPENDIX 3J

DECEMBER 2005.

| REGION      | COMPANY                 | AMOUNT      | TOTAL       |
|-------------|-------------------------|-------------|-------------|
| Ashanti     | P.W. Ghana Ltd          | 54,769,165  | 54,769,165  |
| Eastern     | Ghacem Ltd              | 194,860,000 | 194,860,000 |
| Brong Ahafo | Taysec Construction Ltd | 59,481,870  | 59,481,870  |
| Others      | -                       | -           | -           |
| Total       |                         | 309,111,035 | 309,111,035 |



December 2005.

## B. Input Template For Company Reporting Entities

Company reporting on: ANGLOGOLD ASHANTI (GBUASI)

Reporting period: JANUARY 2005 - DECEMBER 2005.

### Scope 1 Benefit Streams

| Line Ref  | Guidelines section 6 Ref | Volume | Value         |
|---|--------------------------|--------|---------------|
| 1 Benefit Streams from International and National State-owned Company   |                          | N/A    | N/A           |
| 1a) Corporate taxes   | i                        | N/A    | N/A           |
| 1b) Royalties   | ii.                      |        |               |
| - in cash   |                          | N/A    | 44,266,654.16 |
| - in kind   |                          | N/A    | N/A           |
| 1c license fees, rental fees, permitting fees and other considerations for licenses/concessions, ground rent, property rate ✓ | iii.                     | N/A    | 616,056,509   |
| 1d Signing bonuses and production bonuses   | vi.                      | N/A    | N/A           |
| 1e) Dividends   | vii                      |        |               |
| 1f) Other payments to Host Governments, specified as (including Payment made through production entitlement):                 | iv, v, vii               |        |               |
|   |                          | N/A    | N/A           |
|   |                          | N/A    | N/A           |
|   |                          | N/A    | N/A           |
| Exclude:  |                          |        |               |
| - Tax levied on consumption (e.g. VAT/GST/sales taxes)  |                          |        |               |
| - Pay as you earn (PAYE) income taxes   |                          |        |               |
| - Social payments (unless statutory requirement)  |                          |        |               |

### Scope 2 Benefit Streams

| Line Ref  | Volume | Value |
|---|--------|-------|
| 3 Scope 2 Benefit Streams (Voluntary disclosure): |        |       |
|   |        |       |
|   |        |       |
|   |        |       |

### Management Sign Off

We acknowledge {or On behalf of the Board of Directors (or similar body) we acknowledge} our responsibility for the fair presentation of the Reporting Template in accordance with the Reporting Guidelines, with the exception of:

• \_\_\_\_\_ ; A.K. Obo \_\_\_\_\_  
• \_\_\_\_\_ ; **Name** **Signature**  
• \_\_\_\_\_ ; Financial Manager 21/11/07  
• \_\_\_\_\_ ; **Position** **Date**





# APPENDIX 4B

## B. Input Template For Company Reporting Entities

Company reporting on: ANGLO GOLD ASHANTI (BIBIANI) - (C.A.G LTD)

Reporting period: JANUARY 2005 - DECEMBER 2005

### Scope 1 Benefit Streams

| Line Ref  | Guidelines section 6 Ref | Volume | Value             |
|---|--------------------------|--------|-------------------|
| 1 Benefit Streams from International and National State-owned Company   |                          |        |                   |
| 1a) Corporate taxes   | i                        |        |                   |
| 1b) Royalties   | ii                       |        |                   |
| - in cash   |                          |        | 14,495,839,394.30 |
| - in kind   |                          |        |                   |
| 1c license fees, rental fees, permitting fees and other considerations for licenses/concessions, ground rent, property rate ✓ | iii                      |        | 300,000,000.00    |
| 1d Signing bonuses and production bonuses   | vi                       |        |                   |
| 1e) Dividends   | vii                      |        |                   |
| 1f) Other payments to Host Governments, specified as (including Payment made through production entitlement):                 | iv, v, vii               |        |                   |
|   |                          |        |                   |
|   |                          |        |                   |
|   |                          |        |                   |
| Exclude:  |                          |        |                   |
| - Tax levied on consumption (e.g. VAT/GST/sales taxes)  |                          |        |                   |
| - Pay as you earn (PAYE) income taxes   |                          |        |                   |
| - Social payments (unless statutory requirement)  |                          |        |                   |

### Scope 2 Benefit Streams

| Line Ref  | Volume | Value |
|---|--------|-------|
| 3 Scope 2 Benefit Streams (Voluntary disclosure): |        |       |
|   |        |       |
|   |        |       |
|   |        |       |

### Management Sign Off

We acknowledge (or On behalf of the Board of Directors (or similar body) we acknowledge) our responsibility for the fair presentation of the Reporting Template in accordance with the Reporting Guidelines, with the exception of:

\_\_\_\_\_; KENNEDY OBIRI-TEBOAH  
 \_\_\_\_\_; FINANCE MANAGER  
 \_\_\_\_\_; \_\_\_\_\_  
 Name Signature  
 Position Date  
 CENTRAL AFRICAN GOLD GH. LTD.  
 FINANCE MANAGER 23/11/07



**B. Input Template For Company Reporting Entities**Company reporting on: ANGLOGOLD ASHANTI (IDUAPRIEM) LTDReporting period: JANUARY - DECEMBER 2005**Scope 1 Benefit Streams**

| Line Ref  | Guidelines section 6 Ref | Volume | Value         |
|---|--------------------------|--------|---------------|
| 1 Benefit Streams from International and National State-owned Company   |                          |        |               |
| 1a) Corporate taxes   | i                        |        |               |
| 1b) Royalties   | ii.                      |        |               |
| - in cash   |                          |        | 23,687,509.95 |
| - in kind   |                          |        |               |
| 1c license fees, rental fees, permitting fees and other considerations for licenses/concessions, ground rent, property rate ✓ | iii.                     |        | 287,286,743   |
| 1d Signing bonuses and production bonuses   | vi.                      |        |               |
| 1e) Dividends   | vii                      |        |               |
| 1f) Other payments to Host Governments, specified as (including Payment made through production entitlement):                 | iv, v, vii               |        |               |
|   |                          |        |               |
|   |                          |        |               |
|   |                          |        |               |
| Exclude:  |                          |        |               |
| - Tax levied on consumption (e.g. VAT/GST/sales taxes)  |                          |        |               |
| - Pay as you earn (PAYE) income taxes   |                          |        |               |
| - Social payments (unless statutory requirement)  |                          |        |               |

**Scope 2 Benefit Streams**

| Line Ref  | Volume | Value |
|---|--------|-------|
| 3 Scope 2 Benefit Streams (Voluntary disclosure): |        |       |
|   |        |       |
|   |        |       |
|   |        |       |

**Management Sign Off**

We acknowledge {or On behalf of the Board of Directors (or similar body) we acknowledge} our responsibility for the fair presentation of the Reporting Template in accordance with the Reporting Guidelines, with the exception of:

• \_\_\_\_\_ ;  
 • \_\_\_\_\_ ;  
 • \_\_\_\_\_ ;

ROSE ANUAKI \_\_\_\_\_  
 Name Signature

ACCOUNT SUP. 11/12/07  
 Position Date

**Official stamp**

ANGLOGOLD ASHANTI  
 IDUAPRIEM LIMITED



# APPENDIX 4D

## B. Input Template For Company Reporting Entities

Company reporting on: GOLDEN STAR (BOGOSO/PRESTEA) LTD.

Reporting period: JANUARY 2005 - DECEMBER 2005

### Scope 1 Benefit Streams

| Line Ref  | Guidelines section 6 Ref | Volume            | Value                |
|---|--------------------------|-------------------|----------------------|
| 1 Benefit Streams from International and National State-owned Company   |                          | <u>OE</u>         |                      |
| 1a) Corporate taxes   | i                        |                   |                      |
| 1b) Royalties   | ii.                      |                   |                      |
| - in cash   |                          | <u>131,420.73</u> | <u>15,546,347.05</u> |
| - in kind   |                          |                   |                      |
| 1c license fees, rental fees, permitting fees and other considerations for licenses/concessions, ground rent, property rate | iii.                     |                   | <u>137,256,645</u>   |
| 1d Signing bonuses and production bonuses   | vi.                      |                   |                      |
| 1e) Dividends   | vii                      |                   |                      |
| 1f) Other payments to Host Governments, specified as (including Payment made through production entitlement):               | iv, v, vii               |                   |                      |
|   |                          |                   |                      |
|   |                          |                   |                      |
|   |                          |                   |                      |
| Exclude:  |                          |                   |                      |
| - Tax levied on consumption (e.g. VAT/GST/sales taxes)  |                          |                   |                      |
| - Pay as you earn (PAYE) income taxes   |                          |                   |                      |
| - Social payments (unless statutory requirement)  |                          |                   |                      |

### Scope 2 Benefit Streams

| Line Ref  | Volume | Value |
|---|--------|-------|
| 3 Scope 2 Benefit Streams (Voluntary disclosure): |        |       |
|   |        |       |
|   |        |       |
|   |        |       |

### Management Sign Off

We acknowledge {or On behalf of the Board of Directors (or similar body) we acknowledge} our responsibility for the fair presentation of the Reporting Template in accordance with the Reporting Guidelines, with the exception of:

• DAN TACKIE ; [Signature]  
 • Name Signature  
 • Group Systems Admin ; 18/12/07  
 • Position Date

Official stamp  
 GOLDEN STAR (BOGOSO/PRESTEA) LTD.  
 P. O. BOX 11  
 BOGOSO WIR



**B. Input Template For Company Reporting Entities**Company reporting on: GOLDFIELDS GHANA LIMITED TARKWAReporting period: 2005**Scope 1 Benefit Streams**

| Line Ref  | Guidelines section 6 Ref | Volume | Value            |
|---|--------------------------|--------|------------------|
| 1 Benefit Streams from International and National State-owned Company   |                          |        |                  |
| 1a) Corporate taxes   | i                        |        | 54,195,829,555   |
| 1b) Royalties   | ii.                      |        |                  |
| - in cash   |                          |        | 85,182,803,872   |
| - in kind   |                          |        |                  |
| 1c license fees, rental fees, permitting fees and other considerations for licenses/concessions, ground rent, property rate ✓ | iii.                     |        | 556,866,746      |
| 1d Signing bonuses and production bonuses   | vi.                      |        |                  |
| 1e) Dividends   | vii                      |        | 22,665,457,842.2 |
| 1f) Other payments to Host Governments, specified as (including Payment made through production entitlement):                 | iv, v, vii               |        |                  |
|   |                          |        |                  |
|   |                          |        |                  |
|   |                          |        |                  |

**Exclude:**

- Tax levied on consumption (e.g. VAT/GST/sales taxes)
- Pay as you earn (PAYE) income taxes
- Social payments (unless statutory requirement)

**Scope 2 Benefit Streams**

| Line Ref  | Volume | Value |
|---|--------|-------|
| 3 Scope 2 Benefit Streams (Voluntary disclosure): |        |       |
|   |        |       |
|   |        |       |
|   |        |       |

**Management Sign Off**

We acknowledge {or On behalf of the Board of Directors (or similar body) we acknowledge} our responsibility for the fair presentation of the Reporting Template in accordance with the Reporting Guidelines, with the exception of:

• \_\_\_\_\_ ;  
 • \_\_\_\_\_ ;  
 • \_\_\_\_\_ ;

DAVID K QUAYSON

Name

Signature

MANAGEMENT ACCOUNTING OFFICER

Position

Date

18/12/07

Official stamp

GOLD FIELDS GHANA LIMITED  
 TARKWA GOLD MINE  
 P. O. BOX 26,  
 TARKWA GHANA



**B. Input Template For Company Reporting Entities**Company reporting on: ABOSSO GOLDFIELDS LIMITEDReporting period: 2005**Scope 1 Benefit Streams**

| Line Ref  | Guidelines section 6 Ref | Volume | Value          |
|---|--------------------------|--------|----------------|
| 1 Benefit Streams from International and National State-owned Company   |                          |        |                |
| 1a) Corporate taxes   | i                        |        | 41,459,572,000 |
| 1b) Royalties   | ii.                      |        |                |
| - in cash   |                          |        | 27,642,471,368 |
| - in kind   |                          |        |                |
| 1c license fees, rental fees, permitting fees and other considerations for licenses/concessions, ground rent, property rate | iii.                     |        | 234,070,966    |
| 1d Signing bonuses and production bonuses   | vi.                      |        |                |
| 1e) Dividends   | vii                      |        |                |
| 1f) Other payments to Host Governments, specified as (including Payment made through production entitlement):               | iv, v, vii               |        |                |
|   |                          |        |                |
|   |                          |        |                |
|   |                          |        |                |
| Exclude:  |                          |        |                |
| - Tax levied on consumption (e.g. VAT/GST/sales taxes)  |                          |        |                |
| - Pay as you earn (PAYE) income taxes   |                          |        |                |
| - Social payments (unless statutory requirement)  |                          |        |                |

**Scope 2 Benefit Streams**

| Line Ref  | Volume | Value |
|---|--------|-------|
| 3 Scope 2 Benefit Streams (Voluntary disclosure): |        |       |
|   |        |       |
|   |        |       |
|   |        |       |

**Management Sign Off**

We acknowledge {or On behalf of the Board of Directors (or similar body) we acknowledge} our responsibility for the fair presentation of the Reporting Template in accordance with the Reporting Guidelines, with the exception of:

\_\_\_\_\_  
\_\_\_\_\_  
\_\_\_\_\_

Name

Signature

Official stamp

Position

Date

I confirm that I have acted in accordance with the formal documented Controls applicable to my designation:

Anderson Asiedu Date  
Senior Financial Accountant  
Abosso Goldfields Ltd



# APPENDIX 4G

## B. Input Template For Company Reporting Entities

Company reporting on: GHANA BAUXITE COMPANY LTD

Reporting period: JANUARY 2005 - DECEMBER 2005 (YR 2005)

### Scope 1 Benefit Streams

| Line Ref   | Guidelines section 6 Ref | Volume | Value         |
|--|--------------------------|--------|---------------|
| 1 Benefit Streams from International and National State-owned Company  |                          |        |               |
| 1a) Corporate taxes  | i                        |        |               |
| 1b) Royalties  | ii                       |        |               |
| - in cash  |                          |        | 3,809,563,854 |
| - in kind  |                          |        |               |
| 1c) license fees, rental fees, permitting fees and other considerations for licenses/concessions; ground rent, property rate ✓ | iii                      |        | 115,635,226   |
| 1d) Signing bonuses and production bonuses   | vi                       |        |               |
| 1e) Dividends  | vii                      |        |               |
| 1f) Other payments to Host Governments, specified as (including Payment made through production entitlement):                  | iv, v, vii               |        |               |
|  |                          |        |               |
|  |                          |        |               |
|  |                          |        |               |
| Exclude:   |                          |        |               |
| - Tax levied on consumption (e.g. VAT/GST/sales taxes)   |                          |        |               |
| - Pay as you earn (PAYE) income taxes  |                          |        |               |
| - Social payments (unless statutory requirement)   |                          |        |               |

### Scope 2 Benefit Streams

| Line Ref  | Volume | Value |
|---|--------|-------|
| 3 Scope 2 Benefit Streams (Voluntary disclosure): |        |       |
|   |        |       |
|   |        |       |
|   |        |       |

### Management Sign Off

We acknowledge (or On behalf of the Board of Directors (or similar body) we acknowledge) our responsibility for the fair presentation of the Reporting Template in accordance with the Reporting Guidelines, with the exception of:

\_\_\_\_\_ Name \_\_\_\_\_ Signature \_\_\_\_\_  
 \_\_\_\_\_ Position \_\_\_\_\_ Date \_\_\_\_\_  
 \_\_\_\_\_  
 \_\_\_\_\_  
 \_\_\_\_\_

Official stamp  
 CHIEF ACCOUNTANT  
 GHANA BAUXITE COMPANY  
 SIGNATURE \_\_\_\_\_



# APPENDIX 4H

## B. Input Template For Company Reporting Entities

Company reporting on: GHANA MANGANESE COMPANY LTD

Reporting period: JANUARY - DECEMBER, 2005

### Scope 1 Benefit Streams

| Line Ref  | Guidelines section 6 Ref | Volume | Value          |
|---|--------------------------|--------|----------------|
| 1 Benefit Streams from International and National State-owned Company   |                          |        |                |
| 1a) Corporate taxes   | i                        |        | 1,947,620,906  |
| 1b) Royalties   | ii.                      |        |                |
| - in cash   |                          |        | 10,555,619,728 |
| - in kind   |                          |        |                |
| 1c license fees, rental fees, permitting fees and other considerations for licenses/concessions, ground rent, property rate | iii.                     |        | 107,168,546    |
| 1d Signing bonuses and production bonuses   | vi.                      |        |                |
| 1e) Dividends   | vii                      |        | 130,785,600    |
| 1f) Other payments to Host Governments, specified as (including Payment made through production entitlement):               | iv, v, vii               |        |                |
|   |                          |        |                |
|   |                          |        |                |
|   |                          |        |                |
| Exclude:  |                          |        |                |
| - Tax levied on consumption (e.g. VAT/GST/sales taxes)  |                          |        |                |
| - Pay as you earn (PAYE) income taxes   |                          |        |                |
| - Social payments (unless statutory requirement)  |                          |        |                |

### Scope 2 Benefit Streams

| Line Ref  | Volume | Value |
|---|--------|-------|
| 3 Scope 2 Benefit Streams (Voluntary disclosure): |        |       |
|   |        |       |
|   |        |       |
|   |        |       |

### Management Sign Off

We acknowledge {or On behalf of the Board of Directors (or similar body) we acknowledge} our responsibility for the fair presentation of the Reporting Template in accordance with the Reporting Guidelines, with the exception of:

• \_\_\_\_\_ ;  
• \_\_\_\_\_ ;  
• \_\_\_\_\_ ;

STEVEN FLOHR

Name

Signature

FINANCIAL OPERATIONS MANAGER

Position

Date

Official stamp  
GHANA MANGANESE COMPANY LTD  
POST OFFICE BOX 2  
NSUTA - WASSAW  
WESTERN REGION  
GHANA

# APPENDIX 4I

## B. Input Template For Company Reporting Entities

Company reporting on: GOLDEN STAR (WASSA) LTD

Reporting period: 2005

### Scope 1 Benefit Streams

| Line Ref  | Guidelines section 6 Ref   | Volume     | Value    |
|---|--|------------|----------|
| 1   | Benefit Streams from International and National State-owned Company  |            |          |
| 1a)   | Corporate taxes  | i          |          |
| 1b)   | Royalties  | ii.        |          |
| -   | in cash  |            | 7746,27  |
| -   | in kind  |            |          |
| 1c  | license fees, rental fees, permitting fees and other considerations for licenses/concessions, ground rent, property rate ✓ | iii.       | 27,377,9 |
| 1d  | Signing bonuses and production bonuses   | vi.        |          |
| 1e)   | Dividends  | vii        |          |
| 1f)   | Other payments to Host Governments, specified as (including Payment made through production entitlement):                  | iv, v, vii |          |
|   |  |            |          |
|   |  |            |          |
|   |  |            |          |
| Exclude:  |  |            |          |
| - Tax levied on consumption (e.g. VAT/GST/sales taxes |  |            |          |
| - Pay as you earn (PAYE) income taxes                 |  |            |          |
| - Social payments (unless statutory requirement)      |  |            |          |

### Scope 2 Benefit Streams

| Line Ref | Volume  | Value |
|----------|---|-------|
| 3        | Scope 2 Benefit Streams (Voluntary disclosure): |       |
|          |   |       |
|          |   |       |
|          |   |       |

### Management Sign Off

We acknowledge {or On behalf of the Board of Directors (or similar body) we acknowledge} our responsibility for the fair presentation of the Reporting Template in accordance with the Reporting Guidelines, with the exception of:

\_\_\_\_\_; KENNETH BOAMPON  
 \_\_\_\_\_; CHIEF ACCOUNTANT  
 \_\_\_\_\_; \_\_\_\_\_  
 Name Signature  
 Position Date

Official stamp  
 GOLDEN STAR (WASSA) LTD  
 CHIEF ACCOUNTANT



## APPENDIX 4J

PERIOD: JANUARY 2004-DECEMBER 2004.  
ALL AMOUNTS IN CEDIS

## COMPANY PAYMENTS

| COMPANIES          | LICENC PROPERTY RATE |                      | GROUND   |                        | CORPORATE T. DIVIDEND |                       | TOTAL                  |
|--------------------|----------------------|----------------------|----------|------------------------|-----------------------|-----------------------|------------------------|
|                    |                      |                      | RENT     | MINERAL ROYALT         |                       |                       |                        |
| Anglogold-Obuasi   | 0                    | 616,056,509          | 0        | 44,783,113,775         |                       |                       | 45,399,170,284         |
| Anglogold -Iduapri | 0                    | 275,406,076          | 0        | 26,304,101,494         |                       |                       | 26,579,507,569         |
| Anglogold -Bibiani | 0                    | 300,000,000          | 0        | 19,103,559,241         |                       |                       | 19,403,559,241         |
| **                 |                      |                      |          |                        |                       | 22,442,024,553.00     | 22,442,024,553         |
| Bogosu Gold Ltd    | 0                    | 128,817,781          | 0        | 17,181,230,235         |                       |                       | 17,310,048,016         |
| Ghana Bauxite CO.  | 0                    | 140,000,000          | 0        | 3,135,844,574          |                       |                       | 3,275,844,574          |
| Ghana Manganse C   | 0                    | 111,537,753          | 0        | 8,060,864,439          | 4,425,647,065         | 153,700,000           | 12,751,749,257         |
| Goldfields -Tarkwa | 0                    | 302,529,024          | 0        | 55,988,396,214         | 580,778,351           | 8,863,000,000         | 65,734,703,589         |
| Goldfields-Abosso  | 0                    | 233,737,842          | 0        | 32,686,363,125         |                       |                       | 32,920,100,968         |
| <b>TOTAL</b>       | <b>0</b>             | <b>2,108,084,985</b> | <b>-</b> | <b>207,243,473,096</b> | <b>5,006,425,416</b>  | <b>31,458,724,553</b> | <b>245,816,708,050</b> |

# A. Input Template For Host Government Reporting Entity

APPENDIX SA

Host country reporting on: LARGE TAXPAYER UNIT (IRS)

Reporting period: JANUARY - DECEMBER, 2005

## Scope 1 Benefit Streams

| Line Ref  | Guidelines section 6 Ref | Volume | Value        |
|---|--------------------------|--------|--------------|
| 1 Benefit Streams from International and National State-owned Company   |                          |        | GH 4         |
| 1a) Corporate taxes   | i                        |        | 10,222,868   |
| 1b) Royalties   | ii.                      |        |              |
| - in cash   |                          |        | 23,293,295.6 |
| - in kind   |                          |        |              |
| 1c license fees, rental fees, permitting fees and other considerations for licenses/concessions, ground rent  | iii.                     |        |              |
| 1d Signing bonuses and production bonuses   | vi.                      |        |              |
| 1e) Dividends   | vii                      |        |              |
| 1f) Other payments to Host Governments, specified as (including Payment made through production entitlement): | iv, v, vii               |        |              |
|   |                          |        |              |
|   |                          |        |              |
|   |                          |        |              |
|   |                          |        |              |

Exclude:

- Tax levied on consumption (e.g. VAT/GST/sales taxes)
- Pay as you earn (PAYE) income taxes
- Social payments (unless statutory requirement)

## Scope 2 Benefit Streams

| Line Ref  | Volume | Value |
|---|--------|-------|
| 2 Scope 2 Benefit Streams (Voluntary disclosure): |        |       |
|   |        |       |
|   |        |       |
|   |        |       |

## Host Government Sign Off

We acknowledge our responsibility for the fair presentation of the Reporting Template in accordance with the Reporting Guidelines, with the exception of:

- \_\_\_\_\_
- \_\_\_\_\_
- \_\_\_\_\_

EDWARD GYAMBAAN [Signature] **HEAD**  
Name Signature **AUDIT**  
CHIEF INSPECTOR OF TAXES [Signature] **LARGE TAXPAYERS UNIT**  
Position Date 16/3/08

Official stamp