

**ZAMBIA EXTRACTIVE INDUSTRIES TRANSPARENCY
INITIATIVE (ZEITI)**

RECONCILIATION REPORT FOR THE YEAR 2013

December 2014



Table of Contents

INTRODUCTION.....	5
Background.....	5
Objective.....	5
Nature and extent of our work	5
1. EXECUTIVE SUMMARY	6
1.1 Revenue Generated from the Extractive Industries	6
1.2 Production and Exports.....	8
1.3 EITI scope.....	9
1.4 Completeness and Accuracy of Data	9
1.5 Reconciliation of Cash Flows	10
2. APPROACH AND METHODOLOGY	12
2.1. Scoping Study.....	12
2.2. Data Collection.....	12
2.3. Reconciliation and Investigation of Discrepancies	12
2.4. Reliability and Credibility of Data Reported	13
2.5. Basis of Reporting.....	13
3. CONTEXTUAL INFORMATION ON THE EXTRACTIVE INDUSTRY	14
3.1. Oil and Gas Sector.....	14
3.2. Mining Sector	16
3.3. Collection and Distribution of the Extractive Revenues.....	22
3.4. Beneficial ownership	26
3.5. State Participation in the Extractive Sector.....	27
3.6. Audit and Assurance Practices in Zambia	29
4. DETERMINATION OF THE RECONCILIATION SCOPE.....	31
4.1. Selection of payment flows.....	31
4.2. Selection of Extractive Companies.....	34
4.3. Reconciliation scope	36
5. RECONCILIATION RESULTS	40
5.1. Payment Reconciliation between Mining Companies and Government Entities..	40
5.2. Payment reconciliation between mining companies and ZCCM-IH.....	53
6. REPORTED DATA	54
6.1. Analysis of Government Revenues	54
6.2. Social payments.....	58
6.3. Analysis of production data	59
6.4. Analysis of export data.....	60

7. RECOMMENDATIONS.....	62
7.1. Lessons learned from the 2012-2013 Reconciliation	62
7.2. Follow up of the recommendations of the 2011 EITI Report	64
ANNEXES	72
Annex 1: Reporting template and Supporting Schedule	73
Annex 2: Tracking table of certified declaration forms	84
Annex 3: Extractive companies profile and beneficial ownership	86
Annex 4: List of Oil and Gas companies.....	92
Annex 5: Evaluation Criteria for Bids for Petroleum Exploration Licence.....	93
Annex 6: Oil and Gas Exploration Blocks of Zambia	95
Annex 7: List of Mining Rights (MMEWD)	96
Annex 8: Reconciliation sheets by company	185
Annex 9: Persons contacted or involved in the 2013 ZEITI reconciliation.....	215

LIST OF ABBREVIATIONS

DA	Development Agreements
EPF	Environmental Protection Fund (EPF)
EITI	Extractive Industries Transparency Initiative
FDI	Foreign Direct Investment
FOB	Free on Board
FQM	First Quantum Mining and Operations Ltd-BM M S
GDP	Gross Domestic Product
GRZ	Government of the Republic of Zambia
GSD	Geological Survey Department
INTOSAI	International Organization of Supreme Audit Institutions
ISA	International Standard on Auditing
KCM	Konkola Copper Mines
MCM	Mopani Copper Mines
MMEWD	Ministry of Mines, Energy and Water Development
MoF	Ministry of Finance
MoL	Ministry of Lands
MoLGH	Ministry of Local Government and Housing
MSD	Mines Safety Department
Mt	Metric tons
MTEF	Medium Term Expenditure Framework
OAG	Office of the Auditor General
PAC	Public Accounts Committee
PFM	Public Financial Management
TPIN	Tax Payer Identification Number
UMCIL	Universal Mining & Chemical Industries Limited
VAT	Value Added Tax
WHT	Withholding Tax
ZCCM- IH	Zambia Consolidated Copper Mines – Investment Holdings Plc
ZEC	Zambia EITI Council
ZEITI	Zambia Extractive Industries Transparency Initiative
ZICA	Zambia Institute of Chartered Accountants
ZMW	Zambian Kwacha – Rebased
ZRA	Zambia Revenue Authority

INTRODUCTION

Background

The Extractive Industries Transparency Initiative (EITI) is a global coalition of governments, companies and civil society working together to improve transparency and accountability in the management of revenues from natural resources. EITI issued a new global standard for transparency in the oil, gas and mining industries in July 2013 (the “EITI Standard”). The EITI principles are based on the belief that prudent use of natural resources contributes to economic growth, sustainable development and reduction of poverty in resource-rich countries.

Zambia joined EITI as candidate in May 2009 and became fully compliant on 19 September 2012. To date four (4) annual EITI Reports have been produced covering the period from 1 January 2008 until 31 December 2011.

This is the sixth Zambia Extractive Industries Transparency Initiative (ZEITI) reconciliation report, which covers the period from 1 January to 31 December 2013. Zambia’s next validation is due before 1 July 2016¹.

Objective

The purpose of this Report is to reconcile the data provided by companies in the extractive sector (hereafter referred to as “Companies”) with the data provided by relevant Government Ministries and Entities (hereafter referred to as “Government Entities”).

The overall objectives of the reconciliation exercise are to assist the Government of Zambia in identifying the positive contribution that mineral resources are making to the economic and social development of the Country and to realise their potential through improved resource governance that encompasses and fully implements the principles and criteria of the Extractive Industries Transparency Initiative.

Nature and extent of our work

We have performed our work in accordance with the International Auditing Standards applicable to related services (ISRS 4400 Engagements to perform agreed upon procedures regarding Financial Information). The procedures performed were those set out in the terms of reference as established in the Request for Proposal and approved by ZEC.

The reconciliation procedures carried out were not designed to constitute an audit or review in accordance with International Standards on Auditing or International Standards on Review Engagements and as a result we do not express any assurance on the transactions beyond the explicit statements set out in this report. Had we performed additional procedures other matters might have come to our attention that would have been reported to you.

The report consists of seven (7) chapters presented as follow:

- Executive Summary;
- Methodology and approach to the reconciliation process;
- Description of the contextual information on the industry;
- Determination of the reconciliation scope;
- Reconciliation results of reported data;
- Analysis of reported data; and
- Findings, recommendations for improvement of future reconciliation processes.

Reported data disaggregated by individual companies, Government Entities and revenue streams, are included as appendices to the report. The amounts in this report are stated in Zambian Kwacha (ZMW), unless otherwise stated.

Our report incorporates information received up to 18 December 2014. Any information received after this date is not, therefore, included in our report.

¹ See www.zambiaeiti.org/ for more information about EITI in Zambia.

1. EXECUTIVE SUMMARY

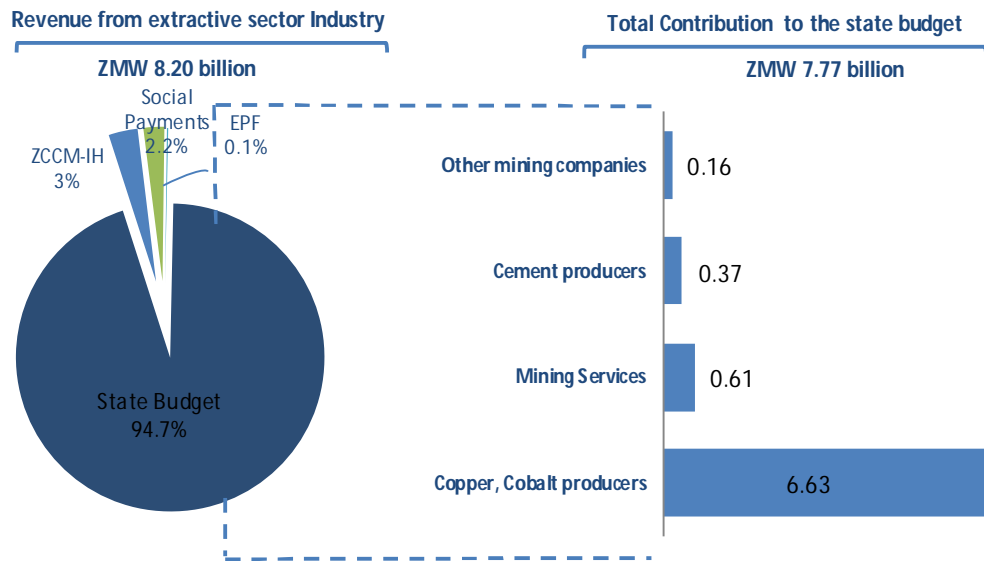
This report summarises information about the reconciliation of fiscal and non-fiscal revenue from the extractive industry in Zambia as part of the implementation of the Extractive Industries Transparency Initiative (EITI). In this context, extractive companies and Government Entities report payments and revenue respectively. In addition; this report includes a reconciliation of revenues collected by the State Owned Company-“ZCCM-IH” from extractive companies and the cash flows contributed by ZCCM-IH to the state budget.

1.1 Revenue Generated from the Extractive Industries

The receipts reported by the government in 2013, after reconciliation, may be depicted as follows:

Contribution to the State Budget

According to the data collected from Government Entities, after reconciliation work, revenue generated from the extractive industry totalled ZMW 8.20 billion. This revenue includes dividends and other investment income of ZMW 0.25 billion collected by ZCCM-IH from its subsidiaries which operate in the mining sector, social payments amounting to ZMW 0.18 billion paid by extractive companies and payments to the Environmental Protection Fund (EPF) amounting to ZMW 0.01 billion collected by the MMEWD from extractive companies.



The State budget recorded payments of ZMW 7.77 billion or 94.7% of total cash flows from the extractive industry in 2013. The largest share is derived from the copper and cobalt producers, contributing 85.3% of the State's total mining budget.

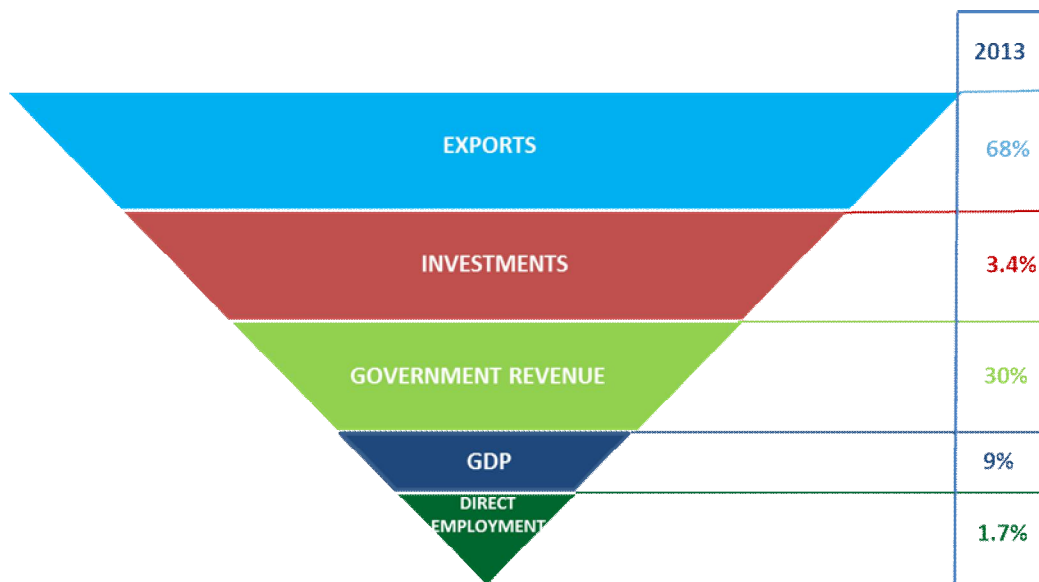
Evolution and Structure of Revenues

Government Revenues from the extractive sector increased from ZMW 8.02 billion in 2012 to ZMW 8.20 billion in 2013. This increase of ZMW 0.19 billion is explained in the table below:

Revenue streams (in million ZMW)	2012 ²	2013	Variance
Import VAT	1,423	2,227	(804)
Company Income Tax	2,730	1,309	1,421
Mineral Royalties	1,476	1,711	(235)
Other payments to the budget	870	1,121	(250)
Contribution to GRZ budget (excluding Pay)	6,499	6,368	131
Pay as you Earn	1,067	1,402	(335)
Total contribution to the State Budget (a)	7,566	7,770	(204)
Payments to the EPF (b)	1	9	(8)
Dividends	233	165	68
Other investment incomes	-	84	(84)
Revenues received by ZCCM-IH (c)	233	249	(16)
Social payments (d)	218	177	41
Total revenue from extractive sector (a+b+c+d)	8,019	8,205	(186)

National Contribution

Based on the data gathered and set out in Section 3 of this report, Zambia is still highly dependent on mining as its major productive industry. Zambia broadly conforms to the inverted pyramid pattern of macroeconomic contributions with very high contributions in some macro areas (notably exports and investment) but progressively lower contributions in other areas such as government revenues, GDP³ and Employment.



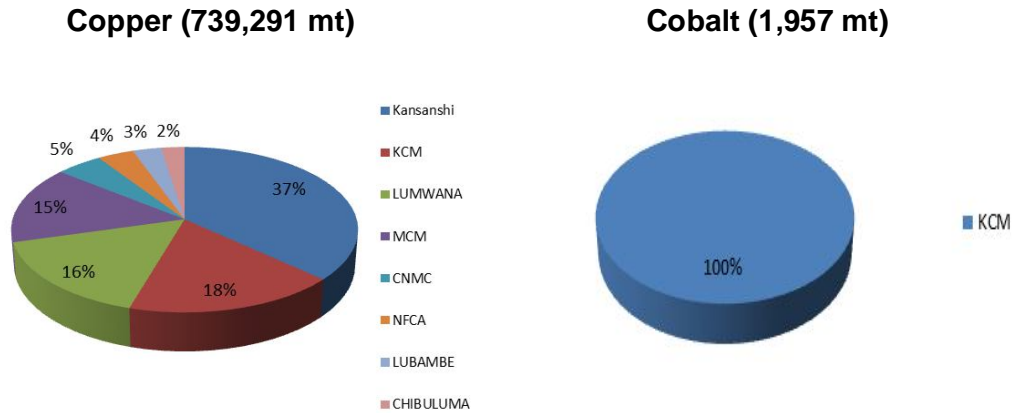
² 2012 ZEITI Report

³ In current prices

1.2 Production and Exports

Production⁴

According to data provided by the large scale mining companies, Copper and cobalt are the key commodities produced in Zambia. In 2013, the production was 739,291 metric tonnes of copper and 1,957 metric tonnes of cobalt.



As shown in the charts above, the four largest mining companies in Zambia, Konkola Copper Mines and Mopani Copper Mines from the Copperbelt province and Kansanshi and Lumwana from North-Western province, account for over 85% of copper production in Zambia. The production data for the other commodities extracted is set out in Section 6.3 of this report.

Exports⁵

The mining sector accounts for 67.7% of exports revenue in 2013 with a large contribution of copper mining which accounts of over 98% of the sector exports as shown below:

	2013 (US \$ million)
Metal exports	7,049.3
Copper exports	6,911.4
Cobalt exports	137.9
Zambia Exports (f.o.b)	10,410.4
Contribution of mining sector	67.7%

(Source: Bank of Zambia, 2013, p. 23; Balance of payments 2011-2013)

⁴ Toll purchased and imported production excluded

⁵ Including imported and purchased production

1.3 EITI scope

Payment flows and data reported

The report covers payments made by extractive companies and revenues received by Government entities and other material payments and benefits to Government Entities as detailed in the Section 4.3.1.

The report also covers mining production, export sales, social payments and loans provided to mining companies.

Reporting entities

All companies operating under an exploration license in oil and gas or a mining license and which make payments to ZRA in excess of ZMW 1 million (approx. USD 170,000) were required to report their payments to us in accordance with the EITI Standard. As a result, cash flows reconciled for the extractive sector represent 99.93% of revenue flows from the mining sector by ZRA. The selection resulted in 30 mining companies listed with the Zambian authorities. These companies are listed in Section 4.3.2 of this report.

For mining entities, including those operating in the artisanal mining sector, which have made payments below the ZMW 1 million threshold to ZRA, cash flows are included in this report through unilateral disclosure by Government Entities and ZCCM-IH. The revenues collected from these companies which were submitted by MMEWD and ZRA during the scoping phase are detailed in Section 6.1.5 of this report.

Based on the list of mining companies and payment streams included in the scope, all Government Entities involved in revenue collection were required to report under the EITI Standard. These entities are listed in Section 4.3.3 of this report.

1.4 Completeness and Accuracy of Data

Data submission

All companies included in the reconciliation scope have returned their reporting templates, except Zambezi Portland Cement Limited.

The receipts reported by Government Entities in respect of this company amounting to ZMW 56 million account for only 0.67% of the total extractive sector revenue declared by Government.

All Government Entities included in the reconciliation scope have returned their reporting templates.

Details of submission of the reporting templates by reporting entity are set out in Annex 2 of this report.

Data Certification

Of the 30 companies included in the reconciliation scope, only 27 companies have submitted their reporting templates signed by management, of which only 6 companies have submitted a certified reporting template signed by an external auditor. These companies are listed in the table below:

Company	Government receipts (in ZMW million)
Kansanshi Mining Plc	2,238.77
Mopani Copper Mines Plc	1,057.94
Lumwana Mining Company Limited	669.34
Chibuluma Mines Plc	238.34
Lubambe Copper Mine Limited	131.09
Maamba Collieries Limited	27.20
Total	4,362.68

The receipts reported by Government Entities in respect of the above companies were, ZMW 4.36 billion accounting to 54% of the total extractive revenue declared by the Government.

With regards to Government Entities, we have received a letter from the Auditor General confirming that the accounts of the Government Entities for 2013 were audited under International Standards.

Only the Ministry of Lands and Chilanga District Council have not submitted a reporting templates signed by an authorised officers. Only seven (7) Local Councils have submitted a reporting templates certified by the local Government Auditor. These Local Councils are listed as follows:

Local Councils
Chingola Municipal Council
Kalulushi Municipal Council
Kitwe City Council
Luanshya Municipal Council
Chililabombwe Municipal Council
Ndola City Council
Lufwanyama District Council

Details of submission of the certified reporting templates by reporting entity are set out in Annex 2 of this report.

Mainly due to challenges faced with external auditors in providing audit certificates, the Zambia EITI Council (ZEC) made a decision that where audit certificates are not available, reliance will be placed on management sign off to ascertain the validity of the data reported.

On this basis, and except for the effects of the matters described above, we can reasonably conclude that this Report duly covers the significant contributions made, in 2013, by mining companies to the revenues of Zambia.

1.5 Reconciliation of Cash Flows

Moore Stephens has been engaged to reconcile the taxes reported by the extractive companies and the Government Entities in order to identify and clarify any potential discrepancies in the reporting. Section 5 of this report presents the reconciliation results at aggregated level. Individual tax templates by company showing the reconciliation are presented in Annex 8 of this report. The table below presents a summary of the cash flow reconciliation.

Cash Flows Reconciliation

By the date of this report, cash flows were reconciled to 95.42% of total cash flows reported by the Government. The net unreconciled amount was ZMW (380) million or (4.58%) of the total reported cash flows declared by the Government.

Aggregated payments (in ZMW million)	Initial reporting	Adjustment	Adjusted amount
Allocated to the State budget			
Mining companies (I)			
Extractive companies	7,318	52	7,370
Government	7,649	97	7,746
Discrepancy	(246)	(134)	(380)
ZCCM-IH (II)			
ZCCM-IH	7	-	7
Government	12	-	12
Discrepancy	(5)	-	(5)
Reconciled figures allocated to the state budget (I+II)=(a)			
Extractive companies and ZCCM-IH	7,325	52	7,377
Government (i)	7,660	97	7,758
Discrepancy	(335)	(45)	(380)
Revenue from other companies (ii) (*)	12	-	12
Contribution to the state budget (i+ii)	7,673	97	7,770
Environmental Protection Fund (b)			
Extractive companies	8	0	8
Government	9	-	9
Discrepancy	(1)	0	(1)
Allocated to ZCCM-IH (c)			
Extractive companies	200	54	254
ZCCM-IH	166	83	249
Discrepancy	34	(29)	5
Total reconciled figures (a)+(b)+(c)			
Extractive companies	7,533	107	7,640
Government (iii)	7,835	180	8,016
Discrepancy	(303)	(73)	(376)
Social Contribution (iv) (**)	177	-	177
Government, ZCCM-IH and other beneficiaries (ii+iii+iv)	8,025	180	8,205

(*) unilateral disclosure from extractive companies; (**) unilateral disclosure from government agencies

These unreconciled differences are mainly due to the lack of details by receipt number of "Import VAT", "Pay- As-You-Earn" and "Company Income Tax" declared by some extractive companies.

Tim Woodward
Partner
Moore Stephens LLP

150 Aldersgate Street
London EC1A 4AB

18 December 2014

2. APPROACH AND METHODOLOGY

The reconciliation process related to the EITI reporting consisted of the following steps:

- scoping study to determine the scope of the reconciliation exercise and to update the reporting template;
- collection of payment data from government Entities and extractive companies which provide the basis for reconciliation;
- comparison of amounts reported by government Entities and the extractive companies to determine if there are discrepancies between what the authorities report as being received and the licensees report to have paid in taxes;
- contact with government Entities and extractive companies to resolve the discrepancies.

2.1. Scoping Study

In accordance with our terms of reference, we carried out a scoping study and reported to ZEC on matters which should be considered in determining the coverage of the 2013 reconciliation, including:

- materiality threshold for receipts and payments;
- taxes and revenues to be covered;
- companies and Government Entities to be included in the report; and
- assurances to be provided by reporting entities to ensure the credibility of the data made available to us.

The results of the scoping study were submitted to ZEC for approval as described in Section 4 of this report.

2.2. Data Collection

We developed instructions, including reporting templates and reporting guidelines, requesting mining companies and Government Entities to report all required data in accordance to ZEITI regulations. These reporting templates were sent electronically to the stakeholders.

The extractive companies and Government Entities were required to report directly to the reconciler, to whom they were also requested to direct any questions on the reporting templates.

ZEC agreed that the deadline for submission of the certified reporting templates (soft copies and hard copies) would be 5 September 2014.

2.3. Reconciliation and Investigation of Discrepancies

The process of reconciling the data and investigating discrepancies was carried out between 16 September and 24 October 2014. In carrying out the reconciliation, we performed the following procedures:

- Figures reported by extractive companies were compiled item by item figures reported against the Government Entities. As a result, all discrepancies identified have been listed item by item in relation to each Government Entity and mining company;
- where data reported by mining companies agreed with the data reported by the Entities, the government figures were considered to be confirmed and no further action was undertaken; and
- The Government Entities and the companies were asked to provide supporting documents and/or confirmation for any adjustment to the information provided on the original data collection templates.

In cases where we were unable to resolve discrepancies, we tried to contact and arrange meetings with the reporting entities and review additional supporting documentation evidencing the payments declared. In certain cases, these differences remained unresolved. The result of our procedures is presented in Section 5 of this report.

2.4. Reliability and Credibility of Data Reported

In order to comply with EITI Requirement 5.2 and to ensure the credibility of data submitted:

- companies and Government Entities were requested to sign their reporting templates by a Senior Official;
- companies and Government Entities were requested to submit the breakdown of payments by date and by receipt in the supporting schedules;
- companies, including ZCCM-IH, were requested to provide us with confirmation of the truth and fairness of the information disclosed in the template from their auditors, and that the information disclosed was prepared in accordance with the template instructions. The information provided by companies in this respect is set out in Annex 2;
- Government Entities, including local councils, were requested to obtain confirmation from the Auditor General that the transactions reported in the template are in accordance with instructions issued by ZEITI, are complete and are in agreement with the accounts of government for the year 2013. The information provided by Government Entities in this respect is also set out in Annex 2;
- the Auditor General was also required to provide a letter confirming that the accounts of the Government Entities were audited in accordance with international standards; and
- for any changes made to the original data reported on the templates, the Government Entities and companies were asked to provide supporting documents and/or confirmation before any adjustments.

2.5. Basis of Reporting

The reconciliation has been carried out on a cash accounting basis. Accordingly, any payment made prior to 1 January 2013 was excluded. The same applies to payments made after 31 December 2013.

For payments made in foreign currency, the reporting entities were required to report in the currency of payment. Payments made in US Dollars have been converted to ZMW at the average rate for the period per Oanda of USD 1: 5,3489⁶.

⁶ <http://www.oanda.com>.

3. CONTEXTUAL INFORMATION ON THE EXTRACTIVE INDUSTRY

3.1. Oil and Gas Sector

3.1.1. Oil and gas sector review

Zambia is richly endowed with mineral resources and is one of the largest producers and exporters of copper in Africa. However it has also been increasingly engaged in a quest for its petroleum reserves. Zambia started embracing this vision in the early 1970's as a result of the rise in price of crude oil on the international markets and the dwindling revenue from the country's copper exports⁷.

Historically, the country has had two major exploration programmes by Mobil and Placid Oil undertaken between 1986 and 1991 within the Luangwa Rift Valley. One was terminated before intersecting the most favorable reservoir horizons. Considerable thicknesses of littoral and continental sediments underlain by carbonaceous rocks with oil generating potential are present within the Karoo-age graben of both the Luangwa and Mid-Zambezi Valleys. Recent exploration work for petroleum covering parts of North-Western, Western and Eastern Provinces of Zambia, using the Microbial Prospecting for Oil and Gas technique, indicated that the Okavango and North Luangwa basins have potential for oil and gas. The Government has tendered the oil blocks for oil and gas prospecting by private sector.

3.1.2. Legal Framework

The fundamental law governing upstream activities is the Petroleum (exploration and production) Act of 2008. The key regulators include the Minister for Mines, the Petroleum Committee, the Petroleum Technical Committee and the Hydrocarbon Unit. The main regulator is the Minister of Mines, Energy and Water Development, who is also the issuing authority of all petroleum rights under the Act. Despite wielding considerable power, the Minister of Mines, Energy and Water Development cannot act without coordinated input from other regulators. For instance, the Minister may not approve the grant or renewal of petroleum rights without first referring the matter to the Technical Committee for scrutiny. Similarly, the Technical Committee is tasked with making recommendations to the Petroleum Committee. Without the approval of the Petroleum Committee, the Minister may not act.

3.1.3. Fiscal Regime

The Zambian government obtains revenue from exploration companies operating in the gas and oil industry through taxation.

Taxation in Zambia is governed by the Income Tax Act, Customs and Excise Duty Act, the Property Transfer Tax Act and the Value Added Tax Act and other related legislation. Under the Income Tax Act, corporate tax on companies holding petroleum development and production licences is charged at 35% per annum. In addition, 15% withholding tax is charged on rentals, bank interest, dividends, management and consultancy fees.

Fees and rentals for the oil and gas sector are also collected and include:

- fees for inspection of the register;
- application fees for the petroleum exploration licence and its renewal;
- application fee for a development and production licence;
- annual licence fee (production);
- annual licence fee (exploration); and
- surface rentals.

⁷ Ministerial statement, Minister of Mines and minerals development on the status of petroleum exploration in Zambia, (<http://www.parliament.gov.zm>)

The Zambian petroleum regime is structured as a royalty/tax or 'concession' system rather than as a production sharing regime, with the rights and obligations of licensees governed principally by the terms and conditions of the licence, and the legislation listed above.

3.1.4. Field Developing Extraction Activities - Licensing Rounds

In May 2013, the Government of the Republic of Zambia through the Ministry of Mines, Energy and Water Development in accordance with Section 9 of the Petroleum (Exploration and Production) Act No.10 of 2008, invited bids for the Petroleum (Oil and Gas) Exploration Licences in thirty-one (31) blocks, in Luapula, Northern, North Western, Western, Eastern and Southern Provinces of Zambia. The blocks are shown in the ANNEX 6 of the present report.

The tendering process was formulated by the Petroleum Technical Committee with guidance from the Ministry of Justice and Zambia Public Procurement Authority. This Committee was constituted under section 91(1) of the Petroleum (Exploration and Production) Act 2008 of the laws of Zambia

According to the evaluation report, the call for bidding of the Petroleum Exploration Licences for Thirty-one (31) was made on 2 May 2013 in the Daily Mail and on 6 May 2013 in the Times of Zambia (local printed media). Twenty seven (27) bids were received from thirteen (13) companies by the closing date of 28 June. The evaluators, members of the Petroleum Technical Committee scored each bidder for each particular Oil Block bid for. The average score per Oil Block was obtained. The highest scorer was recommended for awarding.

The committee recommended the companies in the table below to be awarded the respective Oil Blocks:

Petroleum Companies	Blocks Awarded
Troisade	8
Swala Energy	44
Bowleven Oil & Gas	25
Sogecoa (Z) Ltd	39 - 43
Bowleven Oil & Gas	28
Surestream	42
Bowleven Oil & Gas	29
Rift Petroleum	40 - 41

3.1.5. Overview of Licensees in the Oil and Gas Sector

According to the Ministry of Mines Energy and Water Development (MMEWD), through the Geological Survey Department, to date 16 companies were awarded 25 Oil and Gas Exploration Blocks. These companies are presented in the table below:

Petroleum Companies	Blocks
Barotse Petroleum Company Ltd	20 - 21
Exile Resources Inc.	26
Metprosol / Frontier	34
Petrodel Resources Limited	17
MAJETU	13
Rapid African Energy Holdings	31
Terralinna (Z) Limited	24 - 38
Mafula Energy Limited	32
Gapex Resources Limited	7
ZCCM Investment Holdings PLC	1 - 4 - 6 - 10
Mineks Zambia International	27
Chat Milling	5
Rift Petroleum	40 - 41
Troisade Energy	8
SOGEOA	39 - 43
BOWLEVEN Oil and Gas	25 - 28 - 29

3.2. Mining Sector

3.2.1. Mining Sector Overview

Zambia's mining sector is set to continue the recovery seen over the last decade. The country had declining copper output throughout the 1990s, but a mixture of privatisation and high copper prices has seen a substantial boost to investment and output. Zambia's mining sector has been highly amenable to foreign investment since the privatisation of state controlled Zambia Consolidated Copper Mines (ZCCM) at the end of the 1990s.

Copper and cobalt are the key minerals produced in Zambia. The mining industry engages in the production of gold, emerald and lime. The Copperbelt and North-Western provinces have abundant copper and cobalt deposits and are the main focus of mining activities.

In 2011, Zambia was ranked the sixth largest copper ore producer in the world. Zambia is also a significant producer of semiprecious gemstones. With several expected expansion plans forthcoming, Zambia is viewed as a key growth area for copper production which is likely to rank the country within the top 5 copper producers globally going forward.⁸

The Government retains minority interest in most of the large copper projects through its holding company the Zambia Consolidated Copper Mines Investments Holdings Plc (ZCCM-IH). The mining sector is administered by the Ministry of Mines, Energy and Water Development. The Ministry of Commerce, Trade and Industry oversees the industrial manufacturing sector.

3.2.2. Main Exploration and Prospecting activities

(i) Copper and Cobalt Mining Prospects⁹

The joint venture of Seringa Mining Ltd and Katanga Resources Ltd, began with the construction of a small heap-leach facility at the Mkushi copper project. In 2012, copper ore was loaded on a small heap-leach pad at the Mkushi copper project and a sulfuric acid leach was started. (RTG Mining Inc., 2013, p. 2–3).

A number of cobalt, copper development and exploration projects in Zambia were ongoing. In 2012, Blackthorn Resources Ltd. of Australia completed a scoping study of the development of the Kitumba prospect as an open pit mine. Blackthorn also completed a drill programme of about 14,000 m at the Mumbwa project, which included 19 holes at the Kitumba prospect and 3 holes at the Kakozhi prospect (Blackthorn Resources Ltd., 2013a, p. 5; 2013b, p. 6).

Caledonia Mining Corporation of Canada completed a 20-hole 10,903-m diamond drill programme on the Nama cobalt and copper prospect in the Chililabombwe/Solwezi District in the north of Zambia. In 2012, Caledonia announced that it had reached an agreement with the Ministry of Mines, Energy and Water Development to start cobalt mining at Nama, to submit a feasibility study and programme of operations for copper production, and to submit an updated estimate of the Nama project's copper-sulphide mineral reserves and resources by 30 June 2013. Caledonia planned to mine and mill about 30,000 metric tons per month of ore initially, and to produce a cobalt oxide concentrate. Caledonia also agreed to begin copper production in early 2015 (Caledonia Mining Corp., 2013, p. 18–19).

(ii) Manganese Prospects

Manganese ore is produced primarily by small-scale operations near Mansa in Luapula Province and Mkushi in Central Province. Kaboko Mining Ltd. continued exploration at the Emmanuel project, which included the Brunelli prospect, the Chowa Mine prospect, and the Kapumba prospect; the Kanona project; and the Northern Manganese project (formerly the Peco project) near Mansa. The Zamanco Minerals Ltd. of Australia (formerly Atticus Resources Ltd.) completed the acquisition of Zamanco Holdings Ltd. of Mauritius, which held interest in two Zambian

⁸ Sources : BMI Zambia Mining Report Q2 2013; The World Copper Factbook 2012 ; US Geological Survey, Mineral Commodity Summaries 2012; US Geological Survey Mineral Information — Zambia

⁹ USGS, 2012 Minerals Year Book -Zambia

companies—Zamanco Minerals Ltd. (100% equity interest) and Zamanone Mining Ltd. (75% interest). In 2013, Zamanco continued work on the Serenje manganese project.

(iii) Uranium Mining Prospects

In Zambia, uranium deposits are available in various geological environments. Uranium oxide (UO) production in Zambia has been limited to only 120,000 kilogrammes, from the Nkana mine from 1957–59. Since then, many companies have carried out explorations, focusing on potential mineralisation in Karoo Age sediments, the Copperbelt and the Domes region of the North Western Province¹⁰.

In 2011, Denison Mines Zambia Ltd., which is a subsidiary of Denison Mines Corp. of Canada, completed a 9,600-m drill program on the Dimbwe East prospect of the Mutanga project. Mutanga mineral resource estimates as of 12 September 2013 are about 41.4 Mlb U₃O₈ in measured, indicated and inferred¹¹.

(iv) Coal Mining Prospects

Sinazongwe coal project African Energy Resources Ltd. of Australia reported the occurrence of coal in water wells in the Kariba Valley. In January 2012, African Energy completed a 9-hole 1,691-m diamond drill programme to evaluate the coal occurrence (African Energy Resources Ltd., 2012, p. 6)¹².

Re-commissioning of Maamba mine In 2009, Singapore's Nava Bharat Pte acquired a 65% share in Maamba Collieries — Zambia's largest coal producer. In 2011, Nava Bharat established a plan to start the construction of a 300MW coal-fired power plant in Zambia, to be completed by 2014. The investment for the first phase of the project — a new coal mine and the power plant — was projected to be around US\$750 million. The new mine is expected to produce 360,000 metric tons of coal in its first year of operation, and is expected to reach a maximum output capacity of 2 million metric tons of coal per year.

(v) Gold Prospects

Luri Hill gold project, Luri Gold Ltd. of Australia completed a scoping study for the development of the Dunrobin prospect and started a scoping study for the development of the Matala prospect. Luri Gold also announced an initial measured resource estimate for the Dunrobin prospect of 978,000 mt of ore at a grade of 2.6 grams per metric ton (g/t) gold and indicated and inferred resources of 1.8 Mt of ore at a grade of 1.9 g/t gold (1 g/t cutoff grade) (Luri Gold Ltd., 2012a, b).

3.2.3. Legal Framework

The Ministry of Mines, Energy and Water Development responsible for enacting legislations for the mining sector in Zambia. The Mines and Minerals Act (1995) enacted by the Zambian government simplified licensing procedures significantly, placed minimum reasonable constraints on prospecting and mining activities and created a favorable investment environment. At the same time, the act allowed international arbitration to be written into development agreements, if deemed necessary.

In 2008, this act was replaced by the Mines and Minerals Development Act 2008, which ruled that no special agreements should be entered into by the government for the development of large-scale mining licenses and annulled the development agreements concluded under the previous Act.

Mining companies now operate under a common legislative framework regulated primarily by Act No. 7 of 2008 (the Mines and Mineral Development Act of 2008). Uranium exploration and mining are regulated by the Mines and Minerals Development (Prospecting, Mining and Milling of Uranium Ores and Other Radioactive Mineral Ores) Regulations of 2008.

¹⁰ Metals in Zambia, Zambia Mining, accessed on 29 May 2012

¹¹ USGS, 2011 Minerals Year Book -Zambia

¹² Correction From Source: Denison Files New Technical Report On Mutanga Uranium Project, September 2013

Investment in most types of mineral operations are covered by the Zambia Development Agency Act of 2006, although minerals produced for the construction industry, such as clay, sand, and most types of stone, are excluded. The government policy does not participate in exploration or other mining activities, or in any shareholding activity other than in a regulatory and promotional role. The right to explore or produce minerals is authorized by a license granted under the Mines and Minerals Act.

3.2.4. Mining Sector Contribution in the Economy

During 2013, the mining sector remained the country's major productive industry with very high contribution in exports and investment but progressively lower contribution in government revenues, GDP and employments as described below.

(i) Foreign Direct Investment (FDI)

Since the early 2000s, the mining sector has attracted investment in excess of USD 8 billion. It is projected that investments in the mining sector will reach approximately USD 15 billion on account of new projects under implementation and/or exploration by the year 2017 if the international metal prices hold above levels recorded in 2013¹³.

Zambia still has an exceptionally high level of macro-economic dependence on mining by international standards. Compared to other countries, mining makes an unusually large contribution to total national investment and to total foreign direct investment. In 2012, FDI into mining accounted for 61.7 % of total FDI¹⁴. However this contribution has declined significantly to 3.4% in 2013.

The mining sector investments pledges over the past two years are detailed as follow:

	2012 (US \$ million)	2013 (US \$ million)
<i>Investment pledges from mining sector</i>	4,296.6	123.1
Total of Sectors	6,959.0	3,588.4
% contribution of mining sector to the investment	61.7%	3.4%

(Source: Bank of Zambia, 2013, p. 36)

(ii) Exports

The mining sector accounts on average for almost 69% of exports earning over the period 2012-2013 with a large contribution of copper mining which accounts of over 97% of the sector exports as shown in the table below:

	2012 (US \$ million)	2013 (US \$ million)
Metal exports	6,497.6	7,049.3
<i>Copper exports</i>	6,294.5	6,911.4
<i>Cobalt exports</i>	203.1	137.9
Zambia Exports (f.o.b)	9,191.1	10,410.4
Contribution of mining sector	70.7%	67.7%

(Source: Bank of Zambia, 2013, p. 23; Balance of payments 2011-2013)

The value of copper exports was estimated to be about US\$ 6.9 billion in 2013 (9.8% higher than 2012), when copper exports accounted for an estimated 66% of Zambia's merchandise exports. The value of exports of cobalt was estimated to be US\$138 million (1.3% of the preliminary value of Zambia's exports in 2013). (Bank of Zambia, 2013, p. 22).

¹³ Zambia Development Agency, Zambia Mining Sector Profile, June 2013

¹⁴ ICCM/Chamber of Mines of Zambia, Enhancing mining's contribution to the Zambian economy and society, April 2014

(i) Government Revenues¹⁵

In March 2014, the Zambia Revenue Authority provided updated data which included data for 2013. There has been a significant increase in both ratios (to total tax collections and to GDP) and mining now contributes more than 29% to total government revenue.

Year	GDP	Total domestic revenues collected (K million) ¹⁶	Total taxes collected (K million)	Mining taxes collected (K million)	Mining Taxes % domestic revenues	Mining Taxes % Taxes collected
2013	125,946	24,746	23,126	6,916	27.9%	29.90%

(ii) Gross Domestic Product (GDP)¹⁷

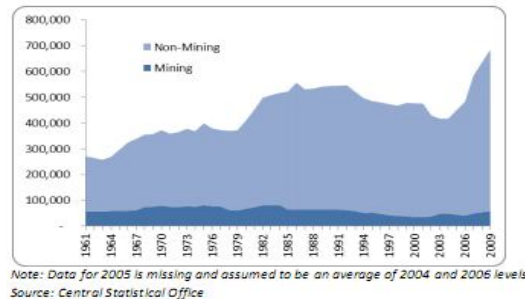
In March 2014, the Zambia Central Statistical Office (CSO) completed their exercise to adjust the base year for GDP estimates to 2010 instead of 1994. As a result, the total GDP estimate increased by 25% and the contribution of mining sector to the country's GDP also increased. The 2013 figures based on the CSO update, are as follows

Mining's contribution to GDP	2013 (new)
Current prices	9.0%
Constant prices	11.2%
GDP (ZMW million)	125.946

Over the years 2010–15, the mining sector of Zambia is expected to grow by 7.5%, to US\$1.35 billion, according to¹⁸ the Business Monitor International.

(iii) Employment

The figure below shows that 22% of the formal Zambian workforce was employed by mining companies in 1964. However, by 2009 (the latest year for which data is available) this has dropped to 9%¹⁹.



This trend reflects both the expansion of employment in other sectors and fundamental changes within the mining industry. Whereas mining was traditionally a relatively labour intensive industry, modern mining is capital intensive.

The preliminary results of the national Labour Force Survey for 2012 (Central Statistical Office, May 2013) show a total formal employment in mining in 2012 of over 90,000, of which 82.5% employed in formal sector. This represents about 1.7% of the labour force, 8.3% of total formal sector jobs and around 25% of total private sector formal jobs in 2012.

15 ICMM/Chamber of Mines of Zambia ,Enhancing mining's contribution to the Zambian economy and society, April 2014 (updated data)

16 Bank of Zambia Report, 2013, p. 27

17 ICMM/Chamber of Mines of Zambia ,Enhancing mining's contribution to the Zambian economy and society, April 2014 (updated data)

18 Zambia Mining Report Q1 2012, Research and Markets, January 2012

19 ZIPAR, A Guide to mining taxation in Zambia, June 2013

(iv) Foreign Exchange Earnings

In 2013, mining companies remained the main suppliers of foreign currency, selling US\$ 4,339.4 million, which represented 40.6% of the total market funding. (Bank of Zambia, 2013, p. 20).

3.2.5. Fiscal Regime

Since the privatisation of Zambia's mining sector, four Tax regimes have been applied:

Tax regimes	Key contributions
The Development Agreements (DA) negotiated with individual mines during privatisation (1997 to March 2008)	Agreements were made between the Zambian government and each company that bought the assets of the former national company ZCCM. Each Development Agreement contained a fiscal stability clause.
The "2008 regime" (April 2008 to March 2009)	The 2008 reforms ruled that no special agreements should be entered into by the government for the development of large-scale mining licenses and annulled the development agreements concluded. A new tax regime with a higher tax burden was introduced by this reform.
The "2009 regime" (April 2009 to March 2012)	In response to the mining companies concerns about the revocation of the Development Agreements, some of the 2008 tax measures were reversed in the 2009 Budget. Details are shown in the table below.
The "2012 regime" (since April 2012)	Further reforms were made to the mining tax regime in the 2012 Budget. The two main changes for the mining industry were the increase of the mineral royalty rates for copper and cobalt and hedging and operating income were again to be treated separately for income tax purposes.

The table below contains the tax rates relevant to mining companies and provides a brief on the changes introduced in each tax regime:

Tax Rates Relevant to Mining Companies of the Four post-Privatisation Tax Regimes

	DA	2008	2009	2012-2013
I. Profit tax types				
Corporate tax rate (% of the profit base)	25%	30%	30%	30%
Variable Profit Tax in effect?	No	Yes (if <i>taxable profits / sale revenue > 8%</i>)	Yes (if <i>taxable profits / sale revenue > 8%</i>)	Yes (if <i>taxable profits / sale revenue > 8%</i>)
Hedging activity considered part of the mining business (rate)	Yes	No (30%)	Yes	No (35%)
Profit tax base details				
Capital Depreciation Allowance (% of annual capital expenditure)	100%	25%	100%	25% (*)
Loss carry forward (maximum years)	15 to 20 years (depending on company)	10 years	10 years	10 years
Allowable Debt to Equity ratio	2:1	3:1	2:1	2:1
II. Revenues Based Tax				
Mineral Royalty (Base metals)	0.6%	3%	3%	6%
Mineral Royalty (Precious metals)	NA	5%	5%	6%
Mineral Royalty (Gemstones)	NA	5%	5%	6%
Windfall Tax	No	Yes	No	No
III. Other Tax types				
Customs duty	Exempt in most cases	Rebate	Rebate	Rebate
Export duty on copper and cobalt concentrates	No	15% (but with some waivers)	15% (but with some waivers)	10% (but with some waivers)
Export duty on all other unprocessed or semi-processed mineral ores	NA	No	No	10%

	DA	2008	2009	2012-2013
Withholding profit tax	0%	15% on services, fees and interests	15% on services, fees and interests	15% on services, fees and interests
VAT deferment scheme	No	Yes	Yes	Yes

NA: Not available

(*) Entered into force from 1 January 2013

3.2.6. Mining Rights allocation

(i) Mining Rights Process

There is a strict requirement that a person shall not prospect for minerals or carry on mining operations or mineral processing operations without the authority of a mining right or mineral processing licence granted under the Mines Act (2008).

The Director of Mines Development Department (MDD) is responsible for granting mineral rights. The act set up two cadastre offices – one at the central level (to process applications for mining rights) and one at the provincial level (to forward applications to the central office).

Normally prospecting licences for mineral resources are granted by the Geological Survey Department, but auctioning may be undertaken in areas where known mineral resources exist. In the latter case the following procedure is followed:

Stages ²⁰	Procedure
1. Bids Invitation Notice	The notice is issued by the Minister of Mines and shall include : <ul style="list-style-type: none"> - a description of the areas in which the bids are to be solicited - the procedures and rules relating to the submission of the bids; - the period within the bids shall be submitted
2. Notice publication	The notice is published in a newspaper of general circulation in Zambia
3. Bids submission for evaluation	The bids are submitted by the Minister of Mines to the Mining Advisory Committee for evaluation within 5 days of the bid submission deadline
4. Bids Evaluation	The evaluation is performed by the Mining Advisory Committee shall consider the following criteria: <ul style="list-style-type: none"> - the investment and financial flows; - the environmental management plan; - in the case of a holder of a mining right, whether the holder has been compliant with regulations and provisions of the Act; and - any other matter relevant for the purpose of the Mines Act. <p>The Mining Advisory Committee evaluates the bids in accordance with stipulated requirements and advises the Minister on the successful bid.</p>
5. Granting of Licences	The licence is granted by the Minister of Mines to the holder with the best proposed programme, taking into account the recommendations of the Mining Advisory Committee.

According to the data collected during the scoping study, there were no bid processes launched during 2013.

(ii) Types of Licenses

A number of mining rights can be granted under the Mines Act in Zambia.

❖ Three types of licences are available to the large-scale operators (*ownership is not restricted to international companies – they can be held by companies registered in Zambia and individuals*):

- Large Scale Prospecting Licence: this confers the right to prospect for any mineral over any size of area for a period of two years and is renewable up to a maximum of 7 years;
- Large Scale Mining Licence: this confers exclusive rights to carry out mining operations and other acts incidental thereto in the area for a maximum of 25 years. An approved environmental Impact Assessment is required to support the application; and

²⁰ Mines Act, 2008; (12) Bids

- Large Scale Gemstone Licence: this confers exclusive rights to carry out prospecting and mining operations and other acts incidental thereto in the area for a maximum of 10 years. An approved environmental Impact Assessment is required to support the application.
- ❖ Similar rights are available to smaller operators, but on a reduced scale (*restricted to citizens or citizen owned companies*).
 - prospecting permit: (300 cadastre units=10km²); Valid for 5 years, non-renewable.
 - small-scale mining licence: (120 cadastre units=4km²); Valid for 10 years, renewable.
 - small-scale gemstone licence: (120 cadastre units=4km²); Valid for 10 years, renewable.
- ❖ Artisanal mining right (*not restricted to mining on a community basis or locals*) may be (and often are) owned by individuals (citizens) with no link to the community. Artisan's mining right (2 cadastre units=0.0668km²); Valid for 2 years, renewable.

According to MMEWD data, there were 2,115 active mining rights in 2013 and 1,739 in 2012 totalling 1,371 and 1,140 operating entities (companies and individuals) respectively. The types of rights are set out in the table below:

Type	Description	2012		2013	
		Active Licences	Number of Holders	Active Licences	Number of Holders
AMR	Artisan Mining Right	72	60	76	61
LGL	Large Scale Gemstone Licences	6	4	6	5
LML	Large Scale Mining Licences	77	43	79	45
LPL	Large Scale Prospecting Licences	735	392	929	497
SGL	Small Scale Gemstone Licences	132	126	142	133
SML	Small Scale Mining Licences	379	267	372	264
SPP	Small Scale Prospecting Permits	338	248	511	366
Total		1,739	1,140	2,115	1,371

The licensee register summarising all licenses granted is not publicly available. These licenses are detailed in Annex 7 to this report.

3.3. Collection and Distribution of the Extractive Revenues

3.3.1. Budget Process

The Zambian budget process has four main stages involving drafting, legislating, execution, auditing and publishing.

(i) Drafting

This is the first phase in the budget process. In the Medium Term Expenditure Framework (MTEF) arrangement, the government is required to engage in consultations with various stakeholders.

(ii) Legislative

Budgets are allocated taking into account the relevant acts in the constitution. Budgetary allocations are enshrined in Article 117 (1) of the Constitution of Zambia. At this stage, the final result still lies heavily with the legislature.

(iii) Implementation

At this stage, Parliament concerns itself with the effectiveness and efficiency with which funds are utilised; Members of Parliament look out for issues of service delivery, overspending, misuse and misapplication – to areas other than those authorised or planned for.

(iv) Auditing

The budgeting system in Zambia is audited by the office of the Auditor General which verifies whether funds have been spent on the authorised items; also verifies any under or over spending, misappropriation, theft and whether resources have been utilised efficiently or not. The Report of The Auditor General on the accounts of the Republic for the financial year ended 31 December 2012 is available on the OAG website²¹. The 2013 exercise is still ongoing. The Auditor General follows the standards issued by the International Organization of Supreme Audit Institutions (INTOSAI).

Post-budget period audits are the responsibility of the Public Accounts Committee (PAC). PAC examines historical records for disbursements and budget performance. A substantial part of the supplementary expenditure is often incurred on items and areas other than those which were originally envisaged. PAC has a specific mandate under the standing orders of Parliament and as such cannot initiate an investigation into any matter of public interest. The PAC only makes recommendations to the Executive which is expected to enforce them.

(v) Publishing

Part X of Article 118 of the Republican Constitution requires that the National Treasury prepares and tables the State's consolidated Annual Financial Report, which includes information on revenues and other funds received and spent by the Government during the financial year. Besides being mandated by legislation, the Annual Financial Report is meant to provide a summary on National Government financial resources and their application for the benefit of the people of Zambia and other interest groups. The 2012 Annual Financial Report is available on the MoF website²².

3.3.2. Revenues Collection**(i) Revenues Recorded in National Budget**

Once minerals are monetised, the revenues due to the State have to be collected through the revenue collection framework. Under the current regime, all the payments are made in cash.

Payments are made by the companies to various Government Entities. Mostly, ZRA receives most of the funds from mining companies. ZRA has two operating divisions which are Customs Services Division and Domestic Taxes Division; with both collecting over 98% of all Zambia's taxes from the mining sector.

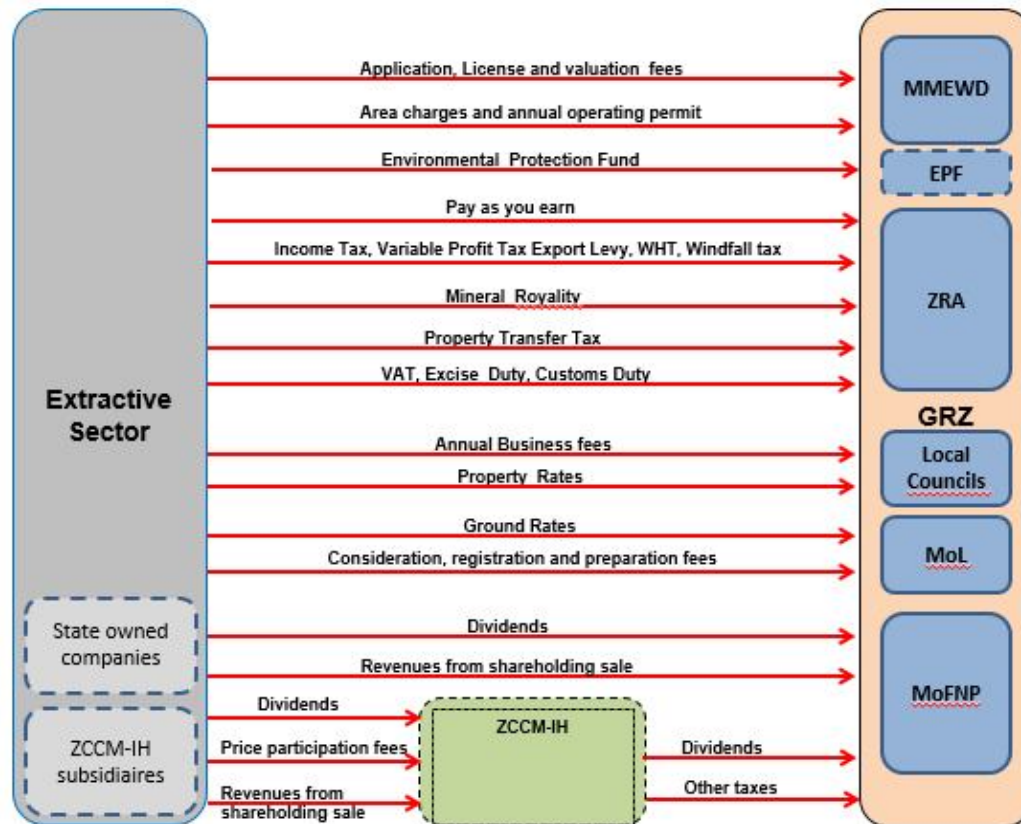
The other payments from the mining sector are made to local councils, where mining companies are based, to MoL and to the Ministry of Mines and Mineral Development.

The Ministry of Finance is also part of the revenues collection framework through investments held in some Zambian mining companies (see section 4.2.4).

²¹ <http://www.ago.gov.zm>

²² <http://www.mofnp.gov.zm>

The mining revenue collections framework can be represented diagrammatically as follows:



(ii) Environmental Protection Fund (EPF)

The Government enacted the Mines and Minerals Development Act 2008, which stipulates that an Environmental Protection Fund should be set up. This legislation provides for contributions to EPF by mine operators in form of cash as well as lodgement of other forms of security.

The EPF has been established with the appointment of EPF committee members by the Minister of Mines.

The objectives of EPF are to:

- provide assurance to the Director of the Mines Safety Department that the developer shall execute environmental and social impact statements in accordance with the Mines and Minerals (Environmental) Regulations, 1997; and
- provide protection to the Government against the risk of having the obligation to undertake the rehabilitation of mining areas where the mining licence holder fails to do so.

The EPF is supervised by the Minister Mines, Energy and Water Development through Statutory Instruments, (SIs) in particular SI No. 102 of 1998. EPF operates under the following fundamental guidelines:

- cash payment into EPF to be in hard currency;
- the developers contributions to the EPF shall be made in the form of a hard currency (Cap. 213, S.76 (2) (b) and S.I 102 of 1998 (Regulation 8 (2)).
- the balance on deposits lodged under S.1. 29 of 1997, Regulation 66 (1), (2) and (3) shall be secured with the Fund by the developer by way of lodgement of a Bond or Bank Guarantee to be determined by the Minister (Cap. 213, S. 76 (1) (b);
- funds to be Index-Linked, no interest earned;

- the developer's contribution shall retain its time-value with respect to inflation as calculated relative to hard currency (S.I. 102 of 1998 Regulation (8) (3)). At the expiry of a licence or permit, the developer shall be refunded the amount deposited to the extent that such amounts were not appropriated by government for payment of any progressive rehabilitation costs (Cap. 213, S. 82 (3) (a) and (b)). The refund shall not accumulate interest ; and
- only the Fund Committee can approve withdrawals from EPF.

In the event that a developer is directed by the Director of MSD to take specific remedial action, and fails to do so, the Director shall execute the remedial action using the developer's contributions to the Fund which becomes recoverable (Cap 213, S/78 (1)). The developer's fund so used shall not exceed the amount of cash deposit lodged by him to the Fund (Cap 213, S. 82 (3) (b)). This therefore means that each developer can use only his contribution and will only get his contribution back.

Administrative expenses of operating the fund shall not exceed 1% of the total income of the Fund except during the commissioning of the office of EPF Manager (S.I. 29, 1997 Regulation (5)).

Payments are made to the Fund in US\$, and are retained in a US\$ bank account outside the state budget. The Fund is audited annually by an auditor appointed by the Committee.

(iii) ZCCM-IH

ZCCM-IH is also part of the revenues collection framework through investments held by the company in Zambian mining companies (detailed in section 4.2.5).

As a State owned company, ZCCM-IH pays taxes to various Government Entities in accordance with prevalent laws and also pays dividends to the government shareholder. In addition, the company is entitled to dividends from the private companies in which it holds shares as well as price participation fees from companies, under arrangements dating back to the privatisation of the industry.

The Company publishes annual financial statements which are certified by a statutory auditor. ZCCM-IH annual reports and 2013 certified financial statements are available on the company website²³.

3.3.3. Mining Revenues Management

The Effective PFM and expenditure management are critical to transforming revenue from natural resources into broad-based sustainable economic and social development. The areas of spending that have broader external benefits for the economy as a whole include, infrastructure and education.

However, as stated under Part III (13) of the Public Finance Act of 2004 of the Republic of Zambia, "There shall be established a Consolidated Fund into which all general revenues and other public moneys accruing to the Treasury shall be credited. The amounts payable to the Consolidated Fund under subsection (1) shall be deposited into the Treasury Account which shall be maintained at the Bank of Zambia."

The contributions by mining companies therefore lose their identity once they are deposited into the consolidated fund. Their use cannot therefore be tracked to public investment/expenditure or to expenditure units/cost centers or project.

²³ <http://www.zccm-ih.com.zm/>.

3.3.4. Mining Revenues Transfers to Sub National Level

The government's 2002 National Decentralisation Policy (officially launched in 2004) sets out greater responsibilities for local government in delivery of public goods and services. However, in practice, the delivery of public goods and services in Zambia remains highly centralised. The budget does not show expenditure by urban or rural areas, but rather by line ministry, which means it is difficult to track where money is actually spent.

During 2010, the Zambian Government introduced a formula-based grant system, with the dual aim of making local government funding more predictable and transparent, and allowing government to better track the usage of grants by councils. Data was not available to assess whether this reform initiative has operated as intended.

However, there are specific contributions by mining companies which are meant to be applied to certain counties or institutions for social development. In accordance with Section 136 of the Mines and Minerals Development Act 2008, the Minister of Finance shall, in consultation with the Minister responsible for Mines, establish a mineral royalty sharing mechanism for distributing royalty revenues. However, there is no provision within the legislation as to what this mechanism should be, thus leaving a legal vacuum in the modalities of the handover and percentage that should be transferred by the central government. Therefore, mineral royalties' transfers have yet to be formalised and remain ineffective.

3.4. Beneficial ownership

Zambia requires companies to disclose beneficial ownership information, and government officials must report their financial interests in the sectors they oversee.

The government regularly publishes the level of beneficial ownership in companies operating within the country including mining companies. The information is disclosed in the GRZ Financial Report published annually. The investment portfolio for Government in companies operating in the mining sector for 2013 is detailed in section 3.5.2 of this report.

The same applies for ZCCM-IH, which publishes all the equity stakes in mining companies in its annual audited financial reports publicly available on the company website. The level of beneficial ownership in companies operating in mining sector for 2013 is detailed in section 3.5.1 of this report.

Information on beneficial ownership is also required from mining companies in the following cases:

- Transfer of control of company: the consent of the Minister of Mines should be obtained before the transfer and the Minister may call for and obtain information in the new owners;
- The company is listed: ownership information must be included in the annual report as a note to the accounts. Companies must disclose ownership by any shareholder (other than a director) who directly or indirectly owns 5% or more of any class of shares.

According to the Mines and Minerals Development Act 2008, a person is deemed to have control of a company, if the person holds a total of 50% or more of the equity shares of the company or if the person is entitled to appoint, or to prevent the appointment of, half; or more than half; of the number of Directors of the company.

According to the requirement 3.11 of the EITI Standard, the mining companies selected in the reconciliation scope, unless it is publicly listed or is a wholly owned subsidiary, were required to disclose information about their beneficial owners. The data collected is detailed in annex 3 of this report.

3.5. State Participation in the Extractive Sector

3.5.1. ZCCM-IH

The ownership of mines has undergone a sequence of radical changes. Initially a private industry under the colonial administration, the mining industry was nationalised in the early 1970s, with the creation of the state-owned Zambia Consolidated Copper Mines (ZCCM). Following a combination of low prices and lack of capital to invest resulted in production of copper falling, ZCCM's operations became increasingly unprofitable and the industry was reprivatised in the late 1990s.

Although the mines are now operated by private companies, the Government retains minority interests in most of the large copper projects through its holding company Zambia Consolidated Copper Mines Investments Holdings Plc (ZCCM-IH).

GRZ is the majority shareholder of ZCCM-IH and therefore the Company has strong links with the government. ZCCM Investments Holdings Plc (ZCCM-IH) is quoted on the Lusaka, London, and Euronext Stock Exchanges. The Company's shareholders include the Government of Zambia with 87.6% shareholding while private investors cumulate shareholdings of 12.4%.

ZCCM-IH's annual audited financial reports are publicly available and include information on reserves, the names of operating companies, royalties, and dividends. ZCCM-IH also publishes information on its board of directors and decision-making rules²⁴.

The Company has close links with two Government ministries namely, Ministry of Mines, Energy and Water Development and Ministry of Finance. Both ministries have representation on the Board of ZCCM-IH. The Company also maintains a close relationship with Government through representatives of some autonomous Entities on the Board of ZCCM-IH namely the Zambia Revenue Authority and the Bank of Zambia (central bank).

Through its shareholding in mining associate companies, ZCCM-IH serves as an entity holding the government's minority interests in the privatised mining companies.

The investment portfolio for ZCCM-IH comprises primarily investments in Zambian mining companies detailed as follows:

Mining company	Shares held on 31 March 2012(*)	Shares held on 31 March 2013(**)
Ndola Lime Limited	100	100
Kariba Minerals Limited	50	50
Maamba Collieries Ltd	35	35
Konkola Copper Mines Plc	21	21
Kansanshi Mining Plc	20	20
CNMC Luanshya Copper Mines Plc	20	0
Lubambe Copper Mine Ltd (formerly Konnoco)	20	20
Luanshya Copper Mine Plc	-	20
NFC Africa Mining Plc	15	15
Chibuluma Mines Plc	15	15
Chambishi Metals Plc	10	10
Mopani Copper Mines Plc	10	10
Albidon Zambia Ltd	0.98	0.98

(*)ZCCM-IH Reporting Template (2012)
(**)ZCCM-IH Reporting Template (2013)

²⁴ www.zccm-ih.com.zm/

ZCCM-IH also contributes to the direct financing of mining projects. According the company financial reports, funding were granted to its subsidiaries operating in the mining sector; and the terms of the transactions can be summarised as follows:

Beneficiary	Terms of the transaction
1. Ndola Lime Company Limited	<p>In 2011, Ndola Lime Company Limited obtained ZMW 137 million (US\$ 26 million) as a shareholder loan from ZCCM Investments Holdings Plc to refinance the bridging facility from Standard Bank of South Africa for the recapitalisation project. The loan attracts an interest at 5% per annum and is repayable in 60 equal instalments which will commence on 30 September 2013. The loan is not secured.</p> <p>On 18 October 2012, ZCCM-IH and Ndola Lime signed a Loan agreement under which ZCCM –IH agreed to provide a 7 years Shareholders Loan of ZMW 132.6 million at an interest rate of 14% per annum. The loan is to be used to finance the recapitalisation project at Ndola Lime intended to increase productive capacity to meet increased demand. As at 31 December 2012 the entire loan amount had been disbursed.</p>
2. Kariba Minerals Limited.	<p>On 10 December 2012, ZCCM-IH and Kariba Minerals Limited entered into an intercompany loan agreement for a cash advance of US\$1.25 million (ZMW 6.6 million). Repayment will commence at the end of the 12 months from the date of disbursement and will be paid annually. The loan attracts an interest rate of 6 % per annum.</p>
3. Maamba Collieries Limited	<p>At 31 March 2013, ZCCM –IH had committed to provide an amount of US\$23.53 million as shareholder loans as part of its contribution towards the implementation of the Integrated Mining Project and the establishment of the 300MW Thermal Power plant project.</p> <p>As at 31 March 2013 a total amount of ZMW 234 million (31 March 2012: ZMW 87 million) had been advanced by the Company to Maamba Collieries Limited.</p>
4. Lubambe Copper Mines Limited	<p>On 15 September 2011, ZCCM – IH entered into an intercompany loan agreement with Lubambe Copper Mines Limited, for a cash call loan amount of US\$60 million. The loan is not repayable until the mine's commercial production commences. The outstanding principal is repayable after the expiry of the availability period in 12 equal quarterly instalments. The loan attracts an interest rate of LIBOR plus 5% and is not secured.</p>
5. Nkandabwe Coal Mines	<p>During 2012, ZCCM – IH advanced a loan to Nkandabwe Coal Mine of ZMW 158,000. There are no repayment terms and that loan is interest free and is not secured.</p>

(Source: 2011- 2012-2013 ZCCM-IH Annual reports)

ZCCM-IH is also a holder of prospecting licenses detailed as follows:

Code	Resources	Grant Date	Expiry Date	Map Reference
13855-HQ-LPL	Au, Cu, DIA	22/06/2010	21/06/2012	Northern, Chinsali
13856-HQ-LPL	Ag, Au, Cu, Mn	22/06/2010	21/06/2014	Northern, Chinsali, Mpika
13857-HQ-LPL	Au, Cu, DIA	20/04/2010	19/04/2012	Northern, Chinsali, Mpika
13860-HQ-LPL	Ag, Au, Cu, Mn	18/10/2010	17/10/2012	Northern, Chinsali
13863-HQ-LPL	Ag, Au, Cu, Mn	22/06/2010	21/06/2014	Central, Serenje
13865-HQ-LPL	Ag, Au, Cu, Mn	20/04/2010	19/04/2014	Eastern, Chama
13871-HQ-LPL	Ag, Au, Cu, Mn	05/08/2011	04/08/2013	Central, Kapiri Mposhi
18713-HQ-SPP	COA	25/02/2013	24/02/2018	Southern, Sinazongwe
PEL012-Block 1	Oil and Gas	23/06/2011	22.06.2015	Western Province
PEL013-Block 4	Oil and Gas	23/06/2011	22.06.2015	Western Province
PEL014-Block 6	Oil and Gas	23/06/2011	22.06.2015	Western Province
PEL015-Block 10	Oil and Gas	23/06/2011	22.06.2015	Western Province

3.5.2. State Participation in Mining Companies

The Government of Zambia is the major shareholder of ZCCM-IH and therefore the Company has strong links with the government. Through its shareholding in mining associated companies, ZCCM-IH serves as an entity holding the government's minority interests in the privatised mining companies and other new investors in the mining industry.

According to GRZ Financial Report for the year ended 31 December 2013, the investment portfolio for Government comprised investments in companies operating in the mining sector in addition to ZCCM-IH. These participations are held through MoF and are detailed as follows:

Entity	2012	2013(*)
ZCCM-IH	87.6	87.6
Kagem Mining Company	20	n.a
Kariba Minerals Limited	50	-

(*)ZCCM-IH 2013 Annual Report
n.a: not available

The government's involvement in the mining sector includes also financing ZCCM-IH investment activities. The funds granted by GRZ to ZCCM-IH can be summarised as follow

Beneficiary	Terms of the Transaction
GRZ Loan	This relates to loans advanced to the Company by the Government of the Republic of Zambia (GRZ) and the liability carries no definite repayment terms. The loan is interest free, unsecured and has no repayment terms and conditions. Therefore, it is payable on demand. The outstanding balance as of March 31, 2013 was ZMW 658 million.
GRZ/Kariba Minerals Loan	In 2012, GRZ's 50% shareholding in Kariba Minerals Limited (KML) was sold to ZCCM-IH though a loan granted to the latter for an amount of ZMW 14.8 million.
Chambishi Metals Plc	In May 2005, the Board of Directors of Chambishi Metals Plc resolved to undertake a rights issue of 25,000,000 new shares at par value of US\$1 per share. ZCCM-IH was offered 2,500,000 ordinary shares at a par value of US\$1 representing 10% of the shareholding of the new shares to be issued. The ZCCM-IH subscription was converted into a deferred loan for 10 years to be serviced by dividend payments when due from Chambishi Metals Plc and Luanshya Copper Mines Plc. The loan carries interest at LIBOR + 3%.
GRZ/World Bank loans	Under the protocol signed on 14 January 1999, between GRZ and the Company, an amount of up to US\$68.5 million became available to the Company for the purpose of retrenching surplus employees and meeting environmental remedial obligations. This amount was initially received by GRZ from IDA and subsequently lent to the Company. No interest is accrued in respect of these balances, the loan is unsecured and has no repayment terms and conditions. Therefore it is payable on demand.

(Source: 2011- 2012-2013 ZCCM-IH Annual reports)

It should be noted that no payment flows related to barter arrangements involving infrastructure works have been identified nor confirmed by MoF.

3.6. Audit and Assurance Practices in Zambia

3.6.1. Extractive Companies

The Companies Act requires every company to appoint qualified auditors within 3 months after incorporation and yearly at their annual general meeting. Annual financial statements of extractive companies are not systematically available to the public except for listed companies.

The Securities Act and the Lusaka Stock Exchange listing requirements demands that auditors of listed companies to be practicing members of ZICA and to apply standards set by ZICA. These

requirements ensure that only auditors who are ISA compliant can audit these public interest entities.

The Public Finance Act (2004) gives the Auditor General the responsibility of auditing state-owned enterprises. Section 44 (1) states, "It shall be the duty of the Auditor General to audit, in accordance with the provisions of the Public Audit Act the accounts of any statutory corporation." The Auditor General follows the standards issued by the International Organisation of Supreme Audit Institutions (INTOSAI).

The Zambia Revenue Authority does not require companies to have audited accounts for tax purposes. However, it is widely acknowledged that an environment of high-quality financial reporting would also improve efficiency in tax assessment.

3.6.2. Government Entities

Audit practices for the budgeting system in Zambia are described above in paragraph 3.3.1 (iv) of this report.

4. DETERMINATION OF THE RECONCILIATION SCOPE

Our work included a general understanding of the extractive sector in Zambia. We also consulted with Government Entities in order to collect relevant information on the size of the extractive sector in Zambia and its contribution to the economy and to government revenues, as a part of the process to establish the prospective scope of the 2013 reconciliation.

We have taken into account all the available information presented to us during our fieldwork including the subsequent comments and information of the Zambia EITI Council.

4.1. Selection of payment flows

During the scoping study, we consulted Government Entities which received flows from the extractive sector.

4.1.1. Ministry of Mines, Energy and Water Development

According to the Cadastre Department there are 11 categories of fees and charges payable by mining companies to MMEWD. These fees and charges are set out in the table below:

No.	Category
1	Application Fees (New and Renewals)
2	Licence Fees (New and Renewals)
3	Area Charges
4	Licence Fees
5	Alteration - Application Fee
6	Alteration - Licence Fee
7	Transfer Application Fee
8	Transfer Licence Fees
9	Search and Other Fees
10	Environmental Protection Fund
11	Annual Operating Permits

According to the table above we can regroup the fees and charges payable to MMEWD in six (6) categories:

No.	Category
1	Area Charges
2	Application Fees
3	Licence Fees
4	Valuation fees
5	Payments made to the Environmental Protection Fund
6	Annual Operating Permits.

We propose to maintain the same payment flows selected for the 2011 and 2012 reconciliation exercises.

4.1.2. Zambia Revenue Authority

The table below is a summary of the taxes paid by the mining companies to the Large Taxpayers office and the Customs Office of ZRA during 2013:

No.	Category	Amount (ZMW million)	Cumulative (ZMW million)	Cumulative in %
1	Value Added Tax (On Imports)	1,937.607	1,937.607	27%
2	Mineral Royalty Tax	1,881.091	3,818.698	53%
3	Pay as You Earn	1,372.228	5,190.926	72%
4	Company Tax	1,132.232	6,323.158	88%
5	Value Added Tax	409.174	6,732.332	93%
6	Customs Duty	374.344	7,106.676	98%
7	Withholding Tax	81.674	7,188.349	99%
8	Excise Duty on Imports	21.864	7,210.214	100%
9	Export Duty	8.198	7,218.411	100%
10	Asycuda Processing Fee	4.569	7,222.980	100%
11	Property Tax	2.489	7,225.469	100%
12	Motor Vehicle Fee	0.132	7,225.601	100%
13	Carbon Emission Surtax	0.053	7,225.653	100%
14	Fuel Levy	0.022	7,225.675	100%
15	Examination Fee	0.001	7,225.676	100%
16	Advance Income Tax	0.000	7,225.676	100%
Total		7,225.676		

Given the significant amount of taxes paid to ZRA, our selection of material payments and companies was based on the amount of revenue collected by ZRA. We also make the following recommendations:

- (i) we propose to maintain the list of payment flows selected for the 2011 and 2012 reconciliation;
- (ii) add the deferral VAT refunded to mining companies by ZRA to better reflect the net contribution of mining companies to the budget during the period covered by the EITI Report;
- (iii) Asycuda processing fees and Examination fees are paid to ZRA for registering goods imported into Zambia. This payment does not fall under the tax category but is rather a fee for public services provided (in the same manner as electricity, water, telephone, etc.); and
- (iv) Motor Vehicle Fees, Carbon Emission Surtax, Advance Income Tax, Medical Levy and Fuel Levy do not present material flows with less than 0.03% of the total payments to ZRA.

4.1.3. Ministry of Local Government and Housing (Sub National Payments)

The contribution to the Ministry of Local Government and Housing (MOLGH), and specifically the Local Councils, will be restricted to two fees as per the 2011 and 2012 Reconciliation exercises:

- Property rates; and
- Annual Business Fees.

The selection of these fees was not based on an assessment of information collected in respect of 2013. They were included on the basis of information set out in the 2012 reconciliation report.

These payments are financially immaterial in the context of Zambia, but we propose to include them because they are important to the areas served by local councils.

4.1.4. Ministry of Lands

Four types of fees are payable to the Ministry of Lands by mining companies:

No.	Category
1	Ground Rent
2	Consideration Fees
3	Registration Fees
4	Preparation Fees

We propose to include all of the above 4 types of fees in order to ensure completeness of income.

4.1.5. Ministry of Finance

We recommend including the dividends received from State owned companies in the 2013 reconciliation exercise as well as the revenues received from the sale of GRZ shareholding in these companies, if applicable.

We wish to highlight that no payment flows related to barter arrangements involving infrastructure works as set out in EITI Requirement 4.1.d have been identified nor confirmed by MoF.

4.1.6. ZCCM-IH

As per the 2011 and 2012 reconciliation exercises, we propose that the 2013 reconciliation exercise should include the following revenues streams:

No.	Category
1	Dividends from ZCCM-IH Shares
2	Price participation fees
3	Revenues from ZCCM-IH shareholding sale
4	Revenues from ZCCM-IH mining rights transfer

4.1.7. Social payments

These consist of all contributions made by extractive companies to promote local development and to finance social projects in line with the EITI Requirement 4.1(e). This Standard encourages multi stakeholder groups to apply a high standard of transparency to social payments and transfers, the parties involved in the transactions and the materiality of these payments and transfers to other benefit streams, including the recognition that these payments may be reported even though it is not possible to reconcile them.

These contributions can be made in cash or in kind. This category includes, inter alia: health infrastructure, school infrastructure, road infrastructure, market gardening infrastructure, projects related to the promotion of the agriculture and the grants provided to the population.

The social payments were included in the 2013 EITI scope through a unilateral disclosure of mining companies. These payments can be summarised as follows:

No.	Category
1	Corporate Social Responsibility In kind payments
2	Corporate Social Responsibility cash payments

4.1.8. Sub National Transfer

In accordance with Section 136 of the Mines and Minerals Development Act 2008, the Minister of Finance shall, in consultation with the Minister responsible for Mines, establish a mineral royalty sharing mechanism for distributing royalty revenues.

However, we note that there is no provision within the legislation as to what this mechanism should be, thus leaving a legal vacuum on the modalities of the handover and the percentage that should be transferred by the central government.

As the result, sub national transfers are not yet formalised and are not currently effective. It should be noted that no transfer were reported by central government for 2013.

4.2. Selection of Extractive Companies

4.2.1. Oil and Gas Companies

According to the information made available by MMEWD, there were no activities carried out by extractive companies during 2013 in the Oil and Gas sector. GRZ has recently started prospecting for Oil and Gas.

The Geological Survey Department (GSD) of MMEWD has confirmed that sixteen (16) petroleum exploration licenses have been issued to date. GSD has also confirmed that there were no contracts signed between the Government and oil and gas companies and there were no gas and oil signature bonuses paid in 2013.

Exploration license holders would only pay ZMW 4.75 million for the application fee, ZMW 50,000 for the annual licence fee and ZMW 4,000 for area charge per square kilometre. These payments are considered to be non material in the context of the 2013 reconciliation exercise.

As a result, we propose to include the Oil & Gas Sector in the 2013 EITI reports via the disclosure by Government Entities of the combined benefit stream from Oil and Gas operator listed in Annex 5.

Currently, oil and gas companies are still in the exploration phase. Therefore, to date no contract has been signed.

4.2.2. Mining Companies

The information provided to us during the scoping study and related to the 2013 tax collection was limited to the payments received by ZRA from the mining sector. Nevertheless we set out in the table below the tax collection per Government Entity based on the 2010 and 2011 EITI reconciliation exercises:

Government Entity	Amount 2010 (ZMW million)	%	Amount 2011 (ZMW million)	%
ZRA	3,725.547	98.42%	7,452.685	98.92%
MMEWD	15.665	0.41%	30.553	0.41%
MoL	0.021	0.00%	2.475	0.07%
MoLGH	44.086	1.16%	48.205	0.64%
Total revenues	3,785.319		7,533.918	

From the above table, we can conclude that ZRA is the main recipient of payments from the mining sector. As a result, the materiality has been based on payments made by mining companies to the Large Taxpayers office and the Customs Office of ZRA.

The Large Taxpayers Office provided information on receipts during 2013 from the mining sector which amounted to ZMW 7,226 million from 108 companies including those not operating in the mining sector.

For each company where ZRA reported receipts in 2013, we reviewed the licensing information provided by the Mining Cadastre and identified companies which held active licenses or made royalty payments, categorising them as “mining companies” or “non mining companies”. The classification has been confirmed by the Mining Cadastre for companies where ZRA reported receipts in 2013 exceeding ZMW 1 million.

Based on the above, the profile of payments to ZRA is set out in the following table:

Payment threshold	Mining Companies		Non Mining Companies	
	Number of companies	Revenue collected by ZRA (ZMW million)	Number of companies	Revenue collected by ZRA (ZMW million)
Amount > ZMW 500 million	6	5,681.770	-	-
ZMW 100 million <Amount <ZMW 500 million	6	1,312.195	-	-
ZMW 50 million <Amount <ZMW 100 million	-	-	-	-
ZMW 10 million <Amount <ZMW 50 million	8	198.174	4	97.934
ZMW 5 million <Amount <ZMW 10 million	2	10.691	5	36.762
ZMW 2 million <Amount <ZMW 5 million	5	13.510	2	6.732
ZMW 1 million <Amount <ZMW 2 million	3	4.138	1	1.640
ZMW 0.5 million <Amount <ZMW 1 million	4	2.715	2	1.608
Amount <ZMW 0.5 million	37	2.396	23	1.239
Total	71	7,225.590	37	145.914

The profile of payments to ZRA in 2013, based on receipts from mining companies after excluding the non-mining companies, is set out in the following table:

Threshold	Number of companies	Revenue collected by ZRA (ZMW million)	Weight / total collected revenue	Cumulative weighting
Amount > ZMW 500 million	6	5,681.770	78.63%	78.63%
ZMW 100 million <Amount <ZMW 500 million	6	1,312.195	18.16%	96.79%
ZMW 50 million <Amount <ZMW 100 million	-	-	0.00%	96.79%
ZMW 10 million <Amount <ZMW 50 million	8	198.174	2.74%	99.54%
ZMW 5 million <Amount <ZMW 10 million	2	10.691	0.15%	99.68%
ZMW 2 million <Amount <ZMW 5 million	5	13.510	0.19%	99.87%
ZMW 1 million <Amount <ZMW 2 million	3	4.138	0.06%	99.93%
ZMW 0.5 million <Amount <ZMW 1 million	4	2.715	0.04%	99.97%
Amount <ZMW 0.5 million	37	2.396	0.03%	100.00%
Total	71	7,225.590	100%	

According to the above table, the companies paying taxes of more than **ZMW 1 million** represent **99.93%** of the total revenue collected by ZRA from companies operating in the extractive sector.

The materiality threshold recommended above means that mining companies making **99.93%** of reported payments to ZRA will be included in the reconciliation i.e. all companies making payments to ZRA in excess of **ZMW 1 million** (approx.USD 170,000). Accordingly, **30 mining companies** were selected for the 2013 reconciliation exercise.

Mining entities, including those operating in artisanal mining sector, which have made payments below the ZMW 1 million threshold to ZRA, are included in this report through unilateral disclosure by Government Entities and ZCCM-IH.

4.3. Reconciliation scope

Based on the scoping study, ZEC agreed that the reconciliation should cover the following areas.

4.3.1. Taxes and Revenues Covered

According to the section above, the flows included in the 2013 reconciliation scope may be summarised as follows:

Ref	Type of Tax	Description
MMEWD		
1	Application Fees	Fees paid when applying for a prospecting license or mining license.
2	Licence Fees	Fees payable by an applicant of mining rights to be granted a mining license or permit.
3	Area Charges	Fees payable by all Extractive Companies to MMEWD in order to obtain the appropriate permit to undertake the mining and exploration operations.
4	Valuation Fees	Fees paid for laboratory analysis of mineralogical samples.
5	Annual Operating Permit	Annual fee payable by all Extractive Companies to MMEWD in order to obtain the appropriate permits from the Director of Mines Safety to undertake mining operations.
6	Environmental Protection Fund	Fee charged to Extractive Companies for environmental rehabilitation purposes.
7	Other fees & charges	To be used by Government Entities and mining companies in case there were any material receipts or payments not listed elsewhere on the ZEITI template (> ZMW 50 million).
ZRA		
8	Pay- As-You-Earn	Tax paid by employees on all their emoluments. The employer acts as an agent for the Government and deducts the tax from the employee emoluments which it remits to ZRA.
9	Import VAT	Value Added Tax paid by Extractive Companies on the import of goods into Zambia including imports of minerals and concentrate from other jurisdictions.

Ref	Type of Tax	Description
10	Mineral Royalty	Royalty payable is calculated at 3% of the market value of minerals FOB less the cost of smelting, refining and insurance, handling and transport from the mining area to the point of export or delivery within Zambia. Royalty payments may be deferred if the cash operating margin of a holder of a Large Scale Mining falls below zero.
11	Company Income Tax (including Provisional Tax)	All Extractive Companies are taxed on their taxable income which is determined in line with the Zambian Income Tax Act. Income in this case relates to revenue less all tax allowable expenditure. The company tax rates are 30% for mining incomes and 35% for hedging incomes. This also includes the compulsory instalments paid during the year as a provisional tax.
12	VAT	This payment type refers to the net Output VAT payable by the Extractive Companies, after taking into account Input VAT incurred on business purchases and/or business expenditure.
13	Import/Customs Duty	Customs/Import duty is a tax levied on ZRA specified goods imported into Zambia.
14	Withholding Taxes	This is a tax where any person or company making certain payments is required to deduct from such payments and remit to ZRA. The payments that attract WHT include management and consultant fees, commissions, rent dividends and payments to non-resident contractors. The WHT rate is 15%.
15	Excise Duty	Excise duty is a tax levied on ZRA specified goods imported into Zambia.
16	Property Transfer Tax	This is a tax paid upon the sale or transfer of property by the person selling or transferring the property based on the value of the property. Property in our case refers to land, buildings, shares and mining rights (effective 1 January 2013).
17	Wind Fall Tax	A tax levied against extractive industries triggered by favourable global economic conditions which allows these industries to experience above average commodity prices. This tax was introduced by the Mines and Minerals Act 2008 and abolished on 1 April 2009. After discussion with the Government, the mining companies have agreed to pay their tax arrears arising from the changes that were introduced in 2008. The Windfall arrears were re-assessed at 25% only to ensure that the assessed total liability does not exceed the 47% effective tax rate intended by the Government.
18	Variable profit Tax	This is a tax on company profits charged under the Income Tax Act. The company tax rate is 30%. Variable profit tax rate applies for profits that go above 8% of the gross sales. ZRA has a formula to calculate the variable profit above the threshold. Variable profit tax can go up to a maximum of 45%.
19	Advance Income Tax	A 6% advance income tax is levied on commercial imports, subject ministerial remission. Where paid, this tax may be deducted from the taxpayer's final income tax for the fiscal year.
20	Export Levy	This tax is levied at 10% on concentrate minerals.
21	Other taxes (ZRA)	To be used by Government Entities and mining companies in case there are any material receipts or payments not listed elsewhere on the ZEITI template (> ZMW 50 million).
22	VAT credit	Amount of VAT paid by mining companies on purchases of goods and services, excluding import VAT and VAT collected and paid directly to ZRA, and which is not yet refunded to the company. This line should be filled by mining companies only.
Local Councils		
23	Annual Business Fees	Operating fees paid to the local councils in which the Extractive Companies operate.
24	Property Rates	Property taxes payable to the local authority by all Extractive Companies who own properties.
MoL		
25	Ground Rent	Annual lease payments made to the Ministry of Lands in respect of leasehold properties owned by the Extractive Companies.
26	Consideration Fees	These are fees paid to show that the offeree to land has accepted the offer. They are only paid once at the beginning when the land has been offered. In short, payment of these fees symbolises acceptance of offer to buy land.
27	Registration Fees	These are service charges that go towards the process of registration and formulation of the certificate of title at the Lands Deeds Department.
28	Preparation fees	These are service charges towards the preparation of the lease document by the office of the Commissioner of Lands before it goes to the Lands and Deeds Department for final registration and formulation.
MoF		
29	Dividends from Government Shares	This is the distribution of profits in proportion to the shares held directly in the Extractive Company and ZCCM-IH by GRZ.
30	Revenues from GRZ shareholding	This relates to revenues received by GRZ from the transfer of the shares held in State owned companies operating in the mining sector.

Ref	Type of Tax	Description
	sale	
ZCCM-IH		
31	Dividends from ZCCM-IH Shares	This is the distribution of profits in proportion to the shares directly held in the Extractive Company by ZCCM-IH.
32	Price participation fees	Price participation fees received from the companies in which it has shareholding.
33	Revenues from ZCCM-IH shareholding sale	This relates to revenues received by ZCCM-IH from the transfer of the shares held in Extractive Companies operating in Zambia including in their parent companies.
34	Revenues from ZCCM-IH mining rights transfer	This relates to revenue received by ZCCM-IH from the transfer of the mining rights held.
Social Payments		
35	Corporate Social Responsibility In kind payments	These flows affect all contributions made by extractive companies in the local development area including expenditure incurred by extractive companies to finance infrastructure projects, health, education, roads, and market gardening for individuals.
36	Corporate Social Responsibility cash payments (These flows relate to contributions made by extractive companies in the local development. Flows covered in this section include: cash payments made by extractive companies to support actions of local communities including compensation others that those granted directly for the individuals.

4.3.2. Extractive Companies

Thirty (30) companies are selected for the 2013 reconciliation exercises. These companies are listed below:

N°	Name of Extractive company
Operating companies	
1	KANSANSHI MINING PLC
2	KONKOLA COPPER MINES PLC
3	FIRST QUANTUM MINING AND OPERATIONS LTD-BM M S
4	MOPANI COPPER MINES PLC
5	LUMWANA MINING COMPANY LIMITED
6	CHIBULUMA MINES PLC
7	LAFARGE CEMENT ZAMBIA PLC
8	NFC AFRICA MINING PLC
9	KAGEM MINING LIMITED
10	CNMC LUANSHYA COPPER MINES PLC
11	ZAMBEZI PORTLAND CEMENT LIMITED (*)
12	LIONS GROUP QUARRIES LIMITED (*)
13	SCIROCCO ENTERPRISES LIMITED
14	LUBAMBE COPPER MINE LIMITED
15	CHAMBISHI METALS PLC
16	SINO-METALS LEACH ZAMBIA LTD
17	NDOLA LIME COMPANY LIMITED
18	MAAMBA COLLIERIES LIMITED
19	SAN HE (ZAMBIA) LIMITED
20	SABLE ZINC KABWE LIMITED
21	ALBIDON ZAMBIA LIMITED
22	KALUMBILA MINERALS LIMITED
23	GRIZZLY MINING LIMITED
24	DOLOMITE AGGREGATES LIMITED(*)
25	UNIVERSAL MINING & CHEMICAL INDUSTRIES LIMITED

N°	Name of Extractive company
26	CHAMBISHI COPPER SMELTER LIMITED
27	DENISON MINES ZAMBIA LIMITED (*)
Exploring companies	
28	BHP BILLITON WORLD EXPLORATION INC
29	ZAMBIAN NONFERROUS METALS EXPLORATION & CON CO LTD
State owned Company	
30	ZCCM-IH

(*)New companies included in the 2013 reconciliation report.

For extractive companies which have made payments below ZMW 1 million to ZRA, we recommend the disclosure by Government Entities and ZCCM-IH of the combined benefit stream from the companies listed in Annexes 2 and 6 in accordance with EITI Requirement 4.2.b.

4.3.3. Government Entities

Based on the scope detailed above, the Government Entities that were required to report for the 2013 EITI Report are:

Central Entities	
1	Zambian Revenue Authority (ZRA)
2	Ministry of Mines, Energy and Water Development
3	Ministry of Lands
4	Ministry of Finance
Stated owned company	
5	ZCCM-IH
District Councils	
6	Mufulira Municipal Council
7	Kalulushi District Council
8	Zimba District Council
9	Kitwe City Council
10	Chililabombwe District Council
11	Luanshya District Council
12	Chingola Municipal Council
13	Kabwe District Council
14	Mazabuka District Council
15	Ndola City Council
16	Lufwanyama District Council
17	Lusaka City Council
18	Mumbwa District Council
19	Sinazongwe District Council
20	Solwezi District Council
21	Kafue District Council
22	Kabwe City Council
23	Choma Municipal Council(*)
24	Chilanga District Council(*)

(*)District Councils selected only for 2013 reconciliation exercise.

5. RECONCILIATION RESULTS

We present below detailed results of our reconciliation exercise, as well as differences noted between amounts paid by extractive companies and amounts received by Government entities. We have highlighted the amounts initially reported and the adjustments made following our reconciliation work, as well as the final amounts and unreconciled differences.

5.1. Payment Reconciliation between Mining Companies and Government Entities

5.1.1. Reconciliation by Extractive Company

The tables below summarise the differences between the payments reported by extractive companies and receipts reported by the various Government Entities.

The tables include consolidated figures based on the reporting templates prepared by every extractive company and Government Entity, adjustments made by us following our reconciliation work and the residual, unreconciled differences. In order to keep the report size reasonable, detailed reconciliation reports for each company are included in Annex 8 of this report.

Amounts in ZMW

Company	Templates originally lodged			Adjustments			Final amounts		
	Company (a)	Govt (b)	Difference (a-b)	Company (d)	Govt (e)	Difference (d-e)	Company (f) (a+d)	Govt (g) (b+e)	Difference (f-g)
KANSANSHI MINING PLC	2,188,142,699	2,231,854,139	(43,711,440)	50,571,481	6,918,715	43,652,766	2,238,714,180	2,238,772,854	(58,674)
KONKOLA COPPER MINES PLC	856,377,590	844,857,258	11,520,332	11,174,000	83,595,105	(72,421,105)	867,551,590	928,452,363	(60,900,773)
FIRST QUANTUM MINING AND OPERATIONS LTD-BM M S	658,940,962	576,620,684	82,320,278	(78,672,149)	19,265,213	(97,937,362)	580,268,813	595,885,897	(15,617,084)
MOPANI COPPER MINES PLC	1,026,883,635	1,022,810,672	4,072,963	8,590,206	35,124,889	(26,534,683)	1,035,473,841	1,057,935,561	(22,461,720)
LUMWANA MINING COMPANY LIMITED	668,719,270	674,060,526	(5,341,256)	-	(4,722,203)	4,722,203	668,719,270	669,338,323	(619,053)
CHIBULUMA MINES PLC	233,424,373	236,747,695	(3,323,322)	-	1,595,566	(1,595,566)	233,424,373	238,343,261	(4,918,888)
LAFARGE CEMENT ZAMBIA PLC	336,749,671	321,662,577	15,087,094	-	-	-	336,749,671	321,662,577	15,087,094
NFC AFRICA MINING PLC	129,253,603	126,729,678	2,523,925	-	-	-	129,253,603	126,729,678	2,523,925
KAGEM MINING LIMITED	44,706,539	61,225,808	(16,519,269)	4,226,105	(12,090,310)	16,316,415	48,932,644	49,135,498	(202,854)
CNMC LUANSHYA COPPER MINES PLC	205,904,641	271,751,240	(65,846,599)	110,620,931	55,622,024	54,998,907	316,525,572	327,373,264	(10,847,692)
ZAMBEZI PORTLAND CEMENT LIMITED	-	54,895,093	(54,895,093)	-	-	-	-	54,895,093	(54,895,093)
LIONS GROUP QUARRIES LIMITED	7,440,258	3,829,625	3,610,633	242,002	3,745,702	(3,503,700)	7,682,260	7,575,327	106,933
SCIROCCO ENTERPRISES LIMITED	7,685,700	13,769,504	(6,083,804)	-	-	-	7,685,700	13,769,504	(6,083,804)
LUBAMBE COPPER MINE LIMITED	173,328,881	131,836,490	41,492,391	(3,948,654)	(751,326)	(3,197,328)	169,380,227	131,085,164	38,295,063

Company	Templates originally lodged			Adjustments			Final amounts		
	Company (a)	Govt (b)	Difference (a-b)	Company (d)	Govt (e)	Difference (d-e)	Company (f) (a+d)	Govt (g) (b+e)	Difference (f-g)
CHAMBISHI METALS PLC	251,693,283	297,388,875	(45,695,592)	5,179,749	1,315,951	3,863,798	256,873,032	298,704,826	(41,831,794)
SINO-METALS LEACH ZAMBIA LTD	15,281,994	22,436,694	(7,154,700)	(258,464)	-	(258,464)	15,023,530	22,436,694	(7,413,164)
NDOLA LIME COMPANY LIMITED	24,918,240	22,724,492	2,193,748	-	-	-	24,918,240	22,724,492	2,193,748
MAAMBA COLLIERIES LIMITED	27,270,968	25,087,492	2,183,476	850,801	2,112,800	(1,261,999)	28,121,769	27,200,292	921,477
SAN HE (ZAMBIA) LIMITED	2,095,928	2,722,090	(626,162)	-	-	-	2,095,928	2,722,090	(626,162)
SABLE ZINC KABWE LIMITED	6,019,184	222,276,079	(216,256,895)	-	-	-	6,019,184	222,276,079	(216,256,895)
ALBIDON ZAMBIA LIMITED	2,220,811	2,376,689	(155,878)	-	-	-	2,220,811	2,376,689	(155,878)
KALUMBILA MINERALS LIMITED	601,762,213	580,815,131	20,947,082	(3,820,255)	-	(3,820,255)	597,941,958	580,815,131	17,126,827
GRIZZLY MINING LIMITED	2,199,342	2,235,832	(36,490)	-	-	-	2,199,342	2,235,832	(36,490)
DOLOMITE AGGREGATES LIMITED	5,110,124	1,558,062	3,552,062	159,046	3,357,785	(3,198,739)	5,269,170	4,915,847	353,323
UNIVERSAL MINING & CHEMICAL INDUSTRIES LIMITED	22,804	14,814,776	(14,791,972)	(10,879)	(14,814,776)	14,803,897	11,925	-	11,925
CHAMBISHI COPPER SMELTER LIMITED	35,634,604	43,284,645	(7,650,041)	-	-	-	35,634,604	43,284,645	(7,650,041)
DENISON MINES ZAMBIA LIMITED	2,037,606	1,614,277	423,329	-	-	-	2,037,606	1,614,277	423,329
BHP BILLITON WORLD EXPLORATION INC	2,103,459	1,463,752	639,707	-	-	-	2,103,459	1,463,752	639,707
ZAMBIAN NONFERROUS METALS EXPLORATION & CON CO LTD	9,836,964	10,160,350	(323,386)	1,881,008	-	1,881,008	11,717,972	10,160,350	1,557,622
ZCCM-IH	6,958,412	11,709,151	(4,750,739)	-	-	-	6,958,412	11,709,151	(4,750,739)
Total	7,532,723,758	7,835,319,376	(302,595,618)	106,784,928	180,275,135	(73,490,207)	7,639,508,686	8,015,594,511	(376,085,825)

5.1.2. Reconciliation by revenue stream

The table below shows the total Basic Payments reported by extractive companies and Government Entities, taking into account all adjustments:

Amounts in ZMW

Description of payment	Templates originally lodged			Adjustments			Final amounts		
	Company (a)	Govt (b)	Difference (a-b)	Company (d)	Govt (e)	Difference (d-e)	Company (f) (a+d)	Govt (g) (b+e)	Difference (f-g)
Ministry of Mines, Energy and Water Development	10,660,334	11,762,533	(1,102,199)	42,201	295,728	(253,527)	10,702,535	12,058,261	(1,355,726)
Application Fees	126,961	168,625	(41,664)	-	-	-	126,961	168,625	(41,664)
Licence Fees	242,432	33,090	209,342	(6,961)	-	(6,961)	235,471	33,090	202,381
Area Charges	2,162,906	2,488,250	(325,344)	(30,838)	295,728	(326,566)	2,132,068	2,783,978	(651,910)
Valuation Fees	261,221	64,727	196,494	-	-	-	261,221	64,727	196,494
Annual Operating Permit	272,355	-	272,355	-	-	-	272,355	-	272,355
Environmental Protection Fund	7,594,459	9,007,841	(1,413,382)	80,000	-	80,000	7,674,459	9,007,841	(1,333,382)
Other fees & charges	469,915	43,650	426,265	-	-	-	469,915	43,650	426,265
Zambian Revenue Authority (ZRA)	7,254,872,503	7,586,963,873	(332,091,370)	54,058,967	97,359,713	(43,300,746)	7,308,931,470	7,684,323,586	(375,392,116)
Pay- As-You-Earn	1,257,242,512	1,399,510,258	(142,267,746)	961,111	2,653,605	(1,692,494)	1,258,203,623	1,402,163,863	(143,960,240)
Import VAT	1,903,282,297	2,234,188,004	(330,905,707)	63,865,691	(7,146,978)	71,012,669	1,967,147,988	2,227,041,026	(259,893,038)
Mineral Royalty	1,734,649,810	1,827,512,864	(92,863,054)	2,965,693	(116,723,780)	119,689,473	1,737,615,503	1,710,789,084	26,826,419
Company Income Tax (Inc. Provisional Tax)	1,251,664,488	1,132,028,557	119,635,931	(83,597,739)	177,211,184	(260,808,923)	1,168,066,749	1,309,239,741	(141,172,992)
VAT (Net paid)	370,457,364	417,291,425	(46,834,061)	16,452,952	11,469,706	4,983,246	386,910,316	428,761,131	(41,850,815)
Import/Customs Duty	397,776,309	429,811,619	(32,035,310)	52,534,733	(1,799,725)	54,334,458	450,311,042	428,011,894	22,299,148
Withholding Taxes	322,134,223	114,169,522	207,964,701	(803,809)	31,719,712	(32,523,521)	321,330,414	145,889,234	175,441,180
Excise Duty	17,642,702	22,011,009	(4,368,307)	2,508	(23,042)	25,550	17,645,210	21,987,967	(4,342,757)
Property Transfer Tax	1,169	2,208,220	(2,207,051)	1,454,600	-	1,454,600	1,455,769	2,208,220	(752,451)
Wind Fall Tax	-	-	-	-	-	-	-	-	-
Variable profit Tax	-	-	-	-	-	-	-	-	-
Advance Income Tax	21,629	289,081	(267,452)	222,180	(202)	222,382	243,809	288,879	(45,070)
Export Levy	-	7,943,314	(7,943,314)	1,047	(767)	1,814	1,047	7,942,547	(7,941,500)
Other taxes (ZRA)	4,947,895	190,467	4,757,428	-	-	-	4,947,895	190,467	4,757,428
VAT Claimed	1,724,314,081	-	1,724,314,081	-	-	-	1,724,314,081	-	1,724,314,081
Local Councils	64,838,633	67,172,091	(2,333,458)	(1,633,342)	(2,147,982)	514,640	63,205,291	65,024,109	(1,818,818)
Annual Business Fees	748,814	722,030	26,784	(10,938)	18,650	(29,588)	737,876	740,680	(2,804)

Description of payment	Templates originally lodged			Adjustments			Final amounts		
	Company (a)	Govt (b)	Difference (a-b)	Company (d)	Govt (e)	Difference (d-e)	Company (f) (a+d)	Govt (g) (b+e)	Difference (f-g)
Property Rates	64,089,819	66,450,061	(2,360,242)	(1,622,404)	(2,166,632)	544,228	62,467,415	64,283,429	(1,816,014)
Ministry of Lands	2,278,563	3,350,359	(1,071,796)	(2,092)	1,923,897	(1,925,989)	2,276,471	5,274,256	(2,997,785)
Ground Rent	2,264,791	3,347,963	(1,083,172)	(455)	1,925,993	(1,926,448)	2,264,336	5,273,956	(3,009,620)
Consideration Fees	1,500	2,000	(500)	(1,500)	(2,000)	500	-	-	-
Registration Fees	12,181	346	11,835	(46)	(46)	-	12,135	300	11,835
Preparation fees	91	50	41	(91)	(50)	(41)	-	-	-
Ministry of Finance and National Planning	-	-	-	-	-	-	-	-	-
Dividends from Government Shares	-	-	-	-	-	-	-	-	-
Revenues from GRZ shareholding sale	-	-	-	-	-	-	-	-	-
ZCCM- IH	200,073,725	166,070,520	34,003,205	54,319,194	82,843,779	(28,524,585)	254,392,919	248,914,299	5,478,620
Dividends from ZCCM-IH Shares	111,000,000	166,070,520	(55,070,520)	54,319,194	(751,326)	55,070,520	165,319,194	165,319,194	-
Price participation fees	89,073,725	-	89,073,725	-	83,595,105	(83,595,105)	89,073,725	83,595,105	5,478,620
Revenues from ZCCM-IH shareholding sale	-	-	-	-	-	-	-	-	-
Revenues from ZCCM-IH mining rights transfer	-	-	-	-	-	-	-	-	-
Total Basic payments	7,532,723,758	7,835,319,376	(302,595,618)	106,784,928	180,275,135	(73,490,207)	7,639,508,686	8,015,594,511	(376,085,825)

Unadjusted residual differences are detailed in Section 5.1.4 of this report

5.1.3. Adjustments

(i) Extractive Company Adjustments

The adjustments were carried out on the basis of confirmations from extractive companies and Government Entities and were supported by adequate evidence wherever deemed appropriate. The adjustments made are detailed as follows:

Adjustments to extractive company payments	Total amount ZMW
Tax amount incorrectly reported (a)	110,696,156
Tax paid not reported (b)	109,686,704
Tax paid reported but outside the period covered (c)	(108,401,422)
Tax paid reported but outside the reconciliation scope (d)	(5,196,510)
Total added/deducted to amounts originally reported	106,784,928

(a) Tax amount incorrectly reported

These amounts were incorrectly reported in the reporting templates. The adjustments were mainly made to Import VAT amounts incorrectly reported by CNMC Luanshya Copper Mines Plc for ZMW 109,985,046.

We set out in the table below a summary of the most important adjustments made to companies' payments:

Company	Tax amount incorrectly reported
CNMC Luanshya Copper Mines Plc	109,985,046
Chambishi Metals Plc	4,213,749
Lubambe Copper Mine Limited	(1,961,338)
Other	(1,541,301)
Total adjustments	110,696,156

(b) Tax paid not reported

These are payment flows reported by Government Entities but were not reported by extractive companies. We set out in the table below a summary of the most important adjustments made to company payments:

We set out in the table below a summary of the most important adjustments made to companies' payments:

Company	Tax paid not reported
Kansanshi Mining Plc	51,679,448
First Quantum Mining And Operations Ltd-Bm M S	25,109,391
Konkola Copper Mines Plc	11,174,000
Mopani Copper Mines Plc	9,323,540
Other	12,400,325
Total adjustments	109,686,704

After receiving and examining details of payments sent by extractive companies we noted that the amounts originally recorded in the reporting templates were incorrect. Several taxes were underreported including Dividends from ZCCM-IH Shares, Pay- As-You-Earn and VAT (Net paid) and others. We therefore made adjustments to reported payments based on confirmations from the companies and/or a review of the supporting documents.

(c) Tax paid reported but outside the period covered by the EITI Report

These are payments reported, but which fall outside the reconciliation period, i.e. before 1 January 2013 or after 31 December 2013. We set out in the table below a summary of the most important adjustments made to company payments:

Company	Tax paid reported but outside the period covered
First Quantum Mining and Operations Ltd-Bm M S	(103,774,579)
Kalumbila Minerals Limited	(3,820,255)
Other	(806,588)
Total adjustments	(108,401,422)

(d) Tax paid but outside the reconciliation scope

These are adjustments made to amounts reported but not foreseen in the reporting templates or not relating to the extractive activities

Revenue stream	Tax paid reported but outside the reconciliation scope
MMEWD	(6,961)
Licence Fees	(6,961)
ZRA	(4,878,670)
Mineral Royalty	(4,878,670)
Local Councils	(308,787)
Annual Business Fees	(7,150)
Property Rates	(301,637)
Ministry of Lands	(2,092)
Total adjustments	(5,196,510)

(ii) Adjustments to Government Entity templates

The adjustments were carried out on the basis of confirmations received from extractive companies or from Government Entities and supported by payment receipts wherever deemed appropriate. These adjustments are detailed as follows:

Adjustments to Government payments	Total amount ZMW
Tax received not reported (a)	216,477,149
Tax amount incorrectly reported (b)	(15,635,912)
Tax received reported but outside the reconciliation scope (c)	(15,566,102)
Tax received reported but outside the period covered (d)	(5,000,000)
Total added/deducted to amounts originally reported	180,275,135

(a) Tax received not reported

These are payment flows reported by extractive companies but which were not reported by Government Entities. We set out in the table below a summary of the adjustments made to Government Entities' initial reporting:

Revenue stream	Tax received not reported
Ministry of Mines, Energy and Water Development	295,728
Area Charges	295,728
Zambian Revenue Authority (ZRA)	127,800,690
Pay- As-You-Earn	21,490,972
Import VAT	232,125
Mineral Royalty	69,514,583
Company Income Tax (Inc. Provisional Tax)	912,019
VAT (Net paid)	13,384,692
Import/Customs Duty	156,324
Withholding Taxes	22,109,975
Local Councils	2,859,168
Annual Business Fees	25,800
Property Rates	2,833,368
Ministry of Lands	1,926,458
Ground Rent	1,926,458
ZCCM- IH	83,595,105
Price participation fees	83,595,105
Total adjustments	216,477,149

(b) Tax amount incorrectly reported

These relate mainly to VAT (Net paid) incorrectly reported by the ZRA Domestic as received from Kagem Mining Limited. We found that the most significant difference amounting to ZMW 12,236,038 was incorrectly reported by ZRA in the reporting template.

(c) Tax received and reported but outside the reconciliation scope

These are adjustments made to amounts reported mainly by ZRA and Local Councils receipts from UMCIL. We found that the company is a steel manufacturer and its mining operations have not yet started and production is expected for 2015. Therefore, only receipts reported by MMEWD were included in the reconciliation scope.

(d) Tax received and reported but outside the period covered by the EITI Report

These are receipts reported, but which fall outside the reconciliation period, i.e. before 1 January 2013 or after 31 December 2013.

5.1.4. Summary of unreconciled discrepancies

Following our adjustments, the total unreconciled discrepancies of payments amounted to **ZMW (385,085,825)** representing **4.69%** of total payments reported by Government Entities. This is the sum of positive differences of **ZMW 283,757,750** and negative differences amounting to **ZMW (659,843,575)**. These unreconciled differences can be analysed as follows:

	Total payments (ZMW)
Tax not reported by the extractive company (a)	(484,588,985)
Tax not reported by the Govt Body (b)	197,559,995
Tax reported by the Govt not confirmed by the company (c)	(98,700,099)
Tax not reported by the extractive company/Tax not reported by the Govt Body (d)	86,197,755
Reporting template not submitted by the extractive company (e)	(54,895,093)
Missing extractive company detail by payment (f)	(21,623,985)
Other	(35,413)
Total differences	(376,085,825)

(a) Tax not reported by the extractive companies

These differences relate mainly to Import VAT, Pay- As-You-Earn and Company Income Tax (Inc. Provisional Tax) declared by ZRA Customs amounting to **ZMW 240,304,065**, **ZMW 102,840,192** and **ZMW 102,357,002** respectively. In most cases we were unable to confirm the amounts declared by the companies, given the lack of their feedbacks despite several reminders from us. We present in the table below a breakdown of unreconciled differences by company:

Company	Tax not reported by the extractive company
Sable Zinc Kabwe Limited	(217,948,061)
Konkola Copper Mines Plc	(130,985,627)
Lafarge Cement Zambia Plc	(84,958,678)
Lubambe Copper Mine Limited	(26,530,269)
Other	(24,166,350)
Total unreconciled differences	(484,588,985)

(b) Taxes not reported by Government Entities

These differences relate mainly to taxes and Mineral Royalties paid to ZRA. In most cases we were unable to confirm the amounts declared with the final recipient, given that the companies were unable to make supporting documents available to us.

(c) Taxes reported by the Government not confirmed by the companies

These differences relate mainly to **Pay- As-You-Earn, Company Income Tax, Import VAT and Withholding Taxes** declared by ZRA totalling **ZMW 94,052,942** which were not confirmed by companies.

Company	Tax reported by the Govt not confirmed by the company	Pay- As-You-Earn	Company Income Tax (Inc. Provisional Tax)	Import VAT	Withholding Taxes	Autres
Chambishi Metals Plc	(34,940,446)	(20,007,011)	(14,933,435)	-	-	-
Kalumbila Minerals Limited	(18,970,425)	(18,631,439)	-	-	-	(338,986)
First Quantum Mining And Operations Ltd-Bm M S	(13,338,132)	-	-	(10,211,992)	(77,651)	(3,048,489)
Mopani Copper Mines Plc	(9,903,985)	-	-	-	(9,903,985)	-
CNMC Luanshya Copper Mines Plc	(9,862,967)	(52,563)	(9,724,060)	-	-	(86,344)

Company	Tax reported by the Govt not confirmed by the company	Pay- As-You-Earn	Company Income Tax (Inc. Provisional Tax)	Import VAT	Withholding Taxes	Autres
ZCCM-IH	(5,854,061)	-	(5,704,824)	-	-	(149,237)
Other	(5,830,083)	-	(3,284,278)	(1,491,704)	(30,000)	(1,024,101)
Total adjustments	(98,700,099)	(38,691,013)	(33,646,597)	(11,703,696)	(10,011,636)	(4,647,157)

(d) Taxes not reported by extractive companies or Govt Entities

These differences relate mainly to Withholding Taxes and Import/Customs Duty reported by companies not confirmed by ZRA as well as those reported by ZRA and not confirmed by companies despite several reminders.

Company	Tax not reported by the extractive company/Tax not reported by the Govt Body	Import / Customs Duty	Withholding Taxes	Pay- As-You-Earn	Import VAT	Other
Lubambe Copper Mine Limited	50,201,114	23,890,267	-	13,330,375	-	12,980,472
Kalumbila Minerals Limited	36,107,674	1,080,764	23,385,254	-	11,641,656	-
Other	(111,033)	201,894	756,977	1,427,458	(7,238,686)	4,741,324
Total unreconciled differences	86,197,755	25,172,925	24,142,231	14,757,833	4,402,970	17,721,796

(e) Reporting template not submitted by the extractive company

This unreconciled difference relates to Zambezi Portland Cement Limited which failed to submit his reporting template. The receipts reported by Government Entities in respect of this companies amounted to **ZMW 54,895,093** representing **0.67%** of the total extractive sector revenue.

(f) Missing extractive company detail by payment

This final unreconciled difference relates to three companies which failed to submit detail by payment totalling **ZMW (21,623,985)** representing **0.26%** of the total extractive sector revenue.

Company	Missing extractive company detail by payment	Import VAT	Company Income Tax (Inc. Provisional Tax)	Pay- As-You-Earn	Excise Duty	Import/Customs Duty
Mopani Copper Mines Plc	(12,750,746)	(13,402,330)	-	-	(1,804,406)	2,455,990
Chambishi Copper Smelter Limited	(8,344,463)	(473,630)	(4,083,360)	(3,688,091)	-	(99,382)
Ndola Lime Company Limited	(528,776)	(336,564)	-	-	-	(192,212)
Total unreconciled differences	(21,623,985)	(14,212,524)	(4,083,360)	(3,688,091)	(1,804,406)	2,164,396

5.1.5. Detail of residual differences

We set out in the table below details of the unreconciled differences by company:

Company	Unreconciled difference	Reasons for differences						Other
		Reporting template not submitted by the extractive company	Missing extractive company detail by payment	Tax not reported by the extractive company	Tax not reported by the Govt Body	Tax reported by the Govt not confirmed by the company	Tax not reported by the extractive company/Tax not reported by the Govt Body	
KANSANSHI MINING PLC	(58,674)	-	-	-	22,868	(77,372)	-	(4,170)
KONKOLA COPPER MINES PLC	(60,900,773)	-	-	(130,985,627)	70,091,802	-	-	(6,948)
FIRST QUANTUM MINING AND OPERATIONS LTD-BM M S	(15,617,084)	-	-	(2,338,098)	64,801	(13,338,132)	-	(5,655)
MOPANI COPPER MINES PLC	(22,461,720)	-	(12,750,746)	(20,142)	221,191	(9,903,985)	-	(8,038)
LUMWANA MINING COMPANY LIMITED	(619,053)	-	-	-	-	(598,483)	-	(20,570)
CHIBULUMA MINES PLC	(4,918,888)	-	-	-	-	(4,918,888)	-	-
LAFARGE CEMENT ZAMBIA PLC	15,087,094	-	-	(84,958,678)	99,492,220	-	554,144	(592)
NFC AFRICA MINING PLC	2,523,925	-	-	(4,659,734)	2,778,940	-	4,410,374	(5,655)
KAGEM MINING LIMITED	(202,854)	-	-	-	26,731	(235,340)	-	5,755
CNMC LUANSHYA COPPER MINES PLC	(10,847,692)	-	-	(1,156,773)	165,135	(9,862,967)	-	6,913
ZAMBEZI PORTLAND CEMENT LIMITED	(54,895,093)	(54,895,093)	-	-	-	-	-	-
LIONS GROUP QUARRIES LIMITED	106,933	-	-	-	119,512	-	(12,282)	(297)
SCIROCCO ENTERPRISES LIMITED	(6,083,804)	-	-	(4,706,587)	(514,476)	-	(864,306)	1,565
LUBAMBE COPPER MINE LIMITED	38,295,063	-	-	(26,530,269)	14,630,155	-	50,201,114	(5,937)
CHAMBISHI METALS	(41,831,794)	-	-	-	2,179,872	(34,940,446)	(9,066,814)	(4,406)

Company	Unreconciled difference	Reasons for differences						
		Reporting template not submitted by the extractive company	Missing extractive company detail by payment	Tax not reported by the extractive company	Tax not reported by the Govt Body	Tax reported by the Govt not confirmed by the company	Tax not reported by the extractive company/Tax not reported by the Govt Body	Other
PLC								
SINO-METALS LEACH ZAMBIA LTD	(7,413,164)	-	-	(7,546,873)	134,384	-	-	(675)
NDOLA LIME COMPANY LIMITED	2,193,748	-	(528,776)	(1,791,413)	4,506,279	-	-	7,658
MAAMBA COLLIERIES LIMITED	921,477	-	-	-	-	-	926,189	(4,712)
SAN HE (ZAMBIA) LIMITED	(626,162)	-	-	(628,970)	-	-	-	2,808
SABLE ZINC KABWE LIMITED	(216,256,895)	-	-	(217,948,061)	-	-	1,688,881	2,285
ALBIDON ZAMBIA LIMITED	(155,878)	-	-	(160,128)	-	-	-	4,250
KALUMBILA MINERALS LIMITED	17,126,827	-	-	-	-	(18,970,425)	36,107,674	(10,422)
GRIZZLY MINING LIMITED	(36,490)	-	-	(83,249)	15,970	-	26,704	4,085
DOLOMITE AGGREGATES LIMITED	353,323	-	-	-	357,538	-	-	(4,215)
UNIVERSAL MINING & CHEMICAL INDUSTRIES LIMITED	11,925	-	-	-	11,925	-	-	-
CHAMBISHI COPPER SMELTER LIMITED	(7,650,041)	-	(8,344,463)	(50,043)	748,177	-	-	(3,712)
DENISON MINES ZAMBIA LIMITED	423,329	-	-	-	416,159	-	-	7,170
BHP BILLITON WORLD EXPLORATION INC	639,707	-	-	(681,906)	1,321,612	-	-	1
ZAMBIAN NONFERROUS METALS EXPLORATION & CON CO LTD	1,557,622	-	-	(324,084)	-	-	1,882,531	(825)
ZCCM-IH	(4,750,739)	-	-	(18,350)	769,200	(5,854,061)	343,546	8,926
Total unreconciled differences	(376,085,825)	(54,895,093)	(21,623,985)	(484,588,985)	197,559,995	(98,700,099)	86,197,755	(35,413)

We set out in the table below details of unreconciled amounts by type of payment:

Revenue stream	Unreconciled difference	Reasons for differences						
		Reporting template not submitted by the extractive company	Missing extractive company detail by payment	Tax not reported by the extractive company	Tax not reported by the Govt Body	Tax reported by the Govt not confirmed by the company	Tax not reported by the extractive company/Tax not reported by the Govt Body	Other
Ministry of Mines, Energy and Water Development	(1,355,726)	-	-	(3,912,186)	2,832,979	(264,050)	-	(12,469)
Application Fees	(41,664)	-	-	(29,250)	19,663	(28,710)	-	(3,367)
Licence Fees	202,381	-	-	(28,800)	204,597	-	-	26,584
Area Charges	(651,910)	-	-	(715,410)	332,443	(235,340)	-	(33,603)
Valuation Fees	196,494	-	-	(20,142)	245,241	-	-	(28,605)
Annual Operating Permit	272,355	-	-	-	254,995	-	-	17,360
Environmental Protection Fund	(1,333,382)	-	-	(3,118,584)	1,776,040	-	-	9,162
Other fees & charges	-	-	-	-	-	-	-	-
Zambian Revenue Authority (ZRA)	(375,392,116)	(54,122,142)	(21,623,985)	(475,176,251)	187,265,087	(97,896,163)	86,210,037	(48,699)
Pay- As-You-Earn	(143,960,240)	(14,974,990)	(3,688,091)	(102,840,192)	1,468,841	(38,691,013)	14,757,833	7,372
Import VAT	(259,893,038)	(1,339)	(14,212,524)	(240,304,065)	1,927,836	(11,703,696)	4,402,970	(2,220)
Mineral Royalty	26,826,419	(779,372)	-	(3,975,636)	20,039,943	-	11,541,485	(1)
Company Income Tax (Inc. Provisional Tax)	(141,172,992)	(2,386,033)	(4,083,360)	(102,357,002)	100,000	(33,646,597)	1,200,000	-
VAT (Net paid)	(41,850,815)	(35,979,436)	-	(13,054,193)	1,977,445	(106,737)	5,312,106	-
Import/Customs Duty	22,299,148	(936)	2,164,396	(2,378,437)	436,537	(3,093,254)	25,172,925	(2,083)
Withholding Taxes	175,441,180	-	-	-	161,314,485	(10,011,636)	24,142,231	(3,900)
Excise Duty	(4,342,757)	(36)	(1,804,406)	(1,598,981)	-	(600,730)	(319,513)	(19,091)
Property Transfer Tax	(752,451)	-	-	(704,356)	-	(42,500)	-	(5,595)
Wind Fall Tax	-	-	-	-	-	-	-	-
Variable profit Tax	-	-	-	-	-	-	-	-
Advance Income Tax	(45,070)	-	-	(25,320)	-	-	-	(19,750)
Export Levy	(7,941,500)	-	-	(7,938,069)	-	-	-	(3,431)
Other taxes (ZRA)	-	-	-	-	-	-	-	-
VAT Claimed	-	-	-	-	-	-	-	-
Local Councils	(1,818,818)	(772,951)	-	(2,153,050)	1,636,056	(539,886)	(12,282)	23,295
Annual Business Fees	(2,804)	-	-	(45,778)	53,988	-	(12,282)	1,268
Property Rates	(1,816,014)	(772,951)	-	(2,107,272)	1,582,068	(539,886)	-	22,027
Ministry of Lands	(2,997,785)	-	-	(3,347,498)	347,253	-	-	2,460
Ground Rent	(3,009,620)	-	-	(3,347,498)	335,118	-	-	2,760

Revenue stream	Unreconciled difference	Reasons for differences						
		Reporting template not submitted by the extractive company	Missing extractive company detail by payment	Tax not reported by the extractive company	Tax not reported by the Govt Body	Tax reported by the Govt not confirmed by the company	Tax not reported by the extractive company/Tax not reported by the Govt Body	Other
Consideration Fees	-	-	-	-	-	-	-	-
Registration Fees	11,835	-	-	-	12,135	-	-	(300)
Preparation fees	-	-	-	-	-	-	-	-
Ministry of Finance and National Planning	-	-	-	-	-	-	-	-
Dividends from Government Shares	-	-	-	-	-	-	-	-
Revenues from GRZ shareholding sale	-	-	-	-	-	-	-	-
ZCCM- IH	5,478,620	-	-	-	5,478,620	-	-	-
Dividends from ZCCM-IH Shares	-	-	-	-	-	-	-	-
Price participation fees	5,478,620	-	-	-	5,478,620	-	-	-
Revenues from ZCCM-IH shareholding sale	-	-	-	-	-	-	-	-
Revenues from ZCCM-IH mining rights transfer	-	-	-	-	-	-	-	-
Total adjustments	(376,085,825)	(54,895,093)	(21,623,985)	(484,588,985)	197,559,995	(98,700,099)	86,197,755	(35,413)

5.2. Payment reconciliation between mining companies and ZCCM-IH

We present below detailed results of our reconciliation exercise between Dividends paid by extractive companies and those received by ZCCM-IH. We have highlighted the amounts initially reported and the adjustments made following our reconciliation work.

Company	Templates originally lodged			Adjustments			Final amounts		
	Company	ZCCM-IH	Difference	Company	ZCCM-IH	Difference	Company	ZCCM-IH	Difference
Kansanshi Mining Plc	111,000,000	154,145,194	(43,145,194)	43,145,194	-	43,145,194	154,145,194	154,145,194	-
Konkola Copper Mines Plc	89,073,725	11,174,000	77,899,725	11,174,000	83,595,105	(72,421,105)	100,247,725	94,769,105	5,478,620
Lubambe Copper Mine Limited	-	751,326	(751,326)	-	(751,326)	751,326	-	-	-
Total	200,073,725	166,070,520	34,003,205	54,319,194	82,843,779	(28,524,585)	254,392,919	248,914,299	5,478,620

The adjustments were carried out on the basis of confirmations from extractive companies and Government Entities and were supported by adequate evidence.

We present below details of dividends and other investment paid to ZCCM in the currency of payment:

Company	Revenue stream	Amounts received in ZMW	Amounts received in USD	Amounts received in USD converted to ZMW	Total
Kansanshi Mining Plc	Dividends	154,145,194	-	-	154,145,194
Konkola Copper Mines Plc	Dividends	11,174,000	-	-	11,174,000
Konkola Copper Mines Plc	Price participation fees	-	16,500,000	83,595,105	83,595,105
		165,319,194	16,500,000	83,595,105	248,914,299

6. REPORTED DATA

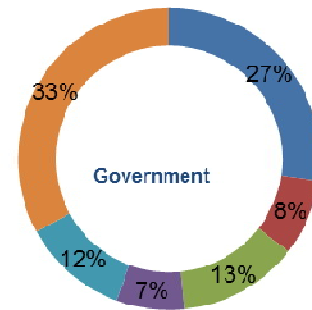
6.1. Analysis of Government Revenues

6.1.1. Analyses of payments by companies' contribution

The analysis of Government revenues by companies' contribution indicates that 5 companies contributed approximately 67% to the total Government revenues in 2013 and that Kansanshi Mining Plc accounts for almost 27% of the country's extractive revenues for that period.

TOP 5 Extractive Companies

- KANSANSHI MINING PLC
- MOPANI COPPER MINES PLC
- KONKOLA COPPER MINES PLC
- LUMWANA MINING COMPANY LIMITED
- FIRST QUANTUM MINING AND OPERATIONS LTD-BM M S
- Other extractive companies



The list of payments by company is shown in the table below:

Amounts in ZMW

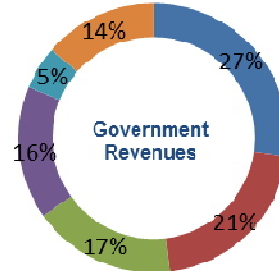
Company	Government receipts (ZMW)	% of total payment
Kansanshi Mining Plc	2,238,772,854	27.3%
Mopani Copper Mines Plc	1,057,935,561	12.9%
Konkola Copper Mines Plc	928,452,363	11.3%
Lumwana Mining Company Limited	669,338,323	8.2%
First Quantum Mining And Operations Ltd-Bm M S	595,885,897	7.3%
Kalumbila Minerals Limited	580,815,131	7.1%
CNMC Luanshya Copper Mines Plc	327,373,264	4.0%
Lafarge Cement Zambia Plc	321,662,577	3.9%
Chambishi Metals Plc	298,704,826	3.6%
Chibuluma Mines Plc	238,343,261	2.9%
Sable Zinc Kabwe Limited	222,276,079	2.7%
Lubambe Copper Mine Limited	131,085,164	1.6%
NFC Africa Mining Plc	126,729,678	1.5%
Zambezi Portland Cement Limited	54,895,093	0.7%
Kagem Mining Limited	49,135,498	0.6%
Chambishi Copper Smelter Limited	43,284,645	0.5%
Maamba Collieries Limited	27,200,292	0.3%
Ndola Lime Company Limited	22,724,492	0.3%
Sino-Metals Leach Zambia Ltd	22,436,694	0.3%
Scirocco Enterprises Limited	13,769,504	0.2%
ZCCM-IH	11,709,151	0.1%
Zambian Nonferrous Metals Exploration & Con Co Ltd	10,160,350	0.1%
Lions Group Quarries Limited	7,575,327	0.1%
Other	15,328,487	0.2%
Social payments unilaterally declared by extractive companies	177,024,788	2.2%
Receipts from non-reconciled companies unilaterally declared by Government Entities	12,264,713	0.0%
Total extractive sector	8,204,884,012	100%

6.1.2. Analysis of payments by contribution flows

The analysis of the payments by flow contribution show that the top 5 taxes contributed 86% of the total Government extractive revenues collected by ZRA. We also note that Import VAT accounts for the highest proportion of total government revenue (27%).

TOP 5 Taxes

- Import VAT
- Mineral Royalty
- Pay- As-You-Earn
- Company Income Tax (Inc. Provisional Tax)
- VAT (Net paid)
- Other



The list of payments by contribution flows is shown in the table below:

Revenue streams	Amounts in ZMW	
	Government receipts (ZMW)	% of total payment
Import VAT	2,227,041,026	27.19%
Mineral Royalty	1,710,789,084	20.88%
Pay- As-You-Earn	1,402,163,863	17.12%
Company Income Tax (Inc. Provisional Tax)	1,309,239,741	15.98%
VAT (Net paid)	428,761,131	5.23%
Import/Customs Duty	428,011,894	5.22%
Dividends from ZCCM-IH Shares	165,319,194	2.02%
Withholding Taxes	145,889,234	1.78%
Price participation fees	83,595,105	1.02%
Property Rates	64,283,429	0.78%
Excise Duty	21,987,967	0.27%
Environmental Protection Fund	9,007,841	0.11%
Export Levy	7,942,547	0.10%
Ground Rent	5,273,956	0.06%
Area Charges	2,783,978	0.03%
Property Transfer Tax	2,208,220	0.03%
Annual Business Fees	740,680	0.01%
Advance Income Tax	288,879	0.00%
Application Fees	168,625	0.00%
Valuation Fees	64,727	0.00%
Licence Fees	33,090	0.00%
Registration Fees	300	0.00%
Social payments unilaterally declared by extractive companies	177,024,788	2.16%
Receipts from non-reconciled companies unilaterally declared by Government Entities	12,264,713	0.00%
Total extractive sector	8,204,884,012	100%

6.1.3. Analysis of revenues by Government Entities

During 2013, ZRA collected the largest value of taxes included in the reconciliation followed by ZCCM-IH as shown in the table below:

Government Entities	Amounts in ZMW	
	Government receipts (ZMW)	% of total payment
Zambian Revenue Authority (ZRA)	7,684,328,696	95.87%
ZCCM- IH	248,914,299	3.11%
Local Councils	65,024,109	0.81%
Ministry of Lands	5,274,256	0.07%
Ministry of Mines, Energy and Water Development	12,065,417	0.15%
Ministry of Finance and National Planning	-	0.00%
Total extractive sector (*)	8,015,606,776	100%

(*) This total does not include the social payments

6.1.4. Analyses of Revenues Declared by Local Councils:

According to the above table, the contribution of the Local Councils through the Property Rates and Annual Business Fees collected from the extractive companies to the total extractive revenue is immaterial. However, these payments were included in the reconciliation scope because they are important to the areas served by Local Council.

We present in the table below details of these receipts by Local Councils:

Local Council	Property rates (ZMW)	Annual Business Fees (ZMW)
Mufulira Municipal Council	6,850,312	8,640
Kalulushi Municipal Council	6,689,981	9,450
Zimba District Council	-	-
Kitwe City Council	6,111,703	-
Chililabombwe Municipal Council	5,513,062	-
Luanshya Municipal Council	6,012,286	-
Chingola Municipal Council	9,979,465	45,778
Kabwe Municipal Council	76,785	-
Mazabuka Municipal Council	446,250	-
Ndola City Council	5,115,519	-
Lufwanyama District Council	1,014,688	-
Lusaka City Council	9,080	4,991
Mumbwa District Council	1,011,600	-
Sinazongwe District Council (*)	27,953	38,083
Solwezi Municipal Council	14,391,495	-
Kafue District Council	-	-
Choma Municipal Council	-	30,838
Chilanga District Council	1,033,250	602,900
Total	64,283,429	740,680

(*) Company (ies) paying the property rates not mentioned by the Local Council

6.1.5. Unilateral disclosure of revenues by Government Entities

Government Entities were requested to disclose unilaterally revenue streams collected from companies but not included within the reconciliation scope in accordance with EITI Requirement 4.2.b. Details of payments by Company are set out in the table below:

Amounts in ZMW

Extractive Company	ZRA Domestic (ZMW)	ZRA Customs (ZMW)	MMEWD (ZMW)	Total
LUIRI GOLD MINES LIMITED	224,458	-	6,328,204	6,552,662
AGGREGATES LIMITED	869,393	-	22,205	891,597
CALEDONIA NAMA LTD	546,328	100	217,350	763,779
KARIBA MINERALS LIMITED	506,889	239,555	9,090	755,534
CHIMAN MANUFACTURING LIMITED	-	552,375	-	552,375
UNITED QUARRIES LIMITED	474,056	4,713	-	478,769
ZAMASTONE LIMITED	25,546	-	407,502	433,048
MAOSHENG MINERAL RESOURCES ZAMBIA LIMITED	149,605	262,304	-	411,909
EPIMAX MINING LIMITED	322,320	-	540	322,860
JAGODA GEMS LIMITED	244,983	70,041	-	315,024
TAURIAN MANGANESE LIMITED	196,873	85,205	8,694	290,772
ACIRFA MINING LIMITED	500	-	109,623	110,123
HI-QWALIME MINING LIMITED	33,000	75,252	-	108,252
TEAL (ZAMBIA) LIMITED	-	75,560	-	75,560
ZHONG RUI MINING INVESTMENTS COMPANY LIMITED	19,409	-	12,300	31,709
LUAPULA BASEMETALS LIMITED	28,264	-	-	28,264
EYETHU SONKE MINING LIMITED	21,791	-	-	21,791
EBENEZER EMERALD MINES LIMITED	11,422	7,365	-	18,787
TONGYI LEAD AND ZINC MINING ZAMBIA LIMITED	1,750	15,617	-	17,367
ZHONGHUI GUOHUA MINING INUJSTRY GROUP LIMITED	713	-	12,300	13,013
ZHONGHUI INTERNATIONAL MINING INDUSTRY GROUP LTD	238	-	12,300	12,538
AWAN ZAMBIA LIMITED	-	7,805	2,655	10,460
CHILIBWE MINING LIMITED	8,565	-	180	8,745
KRONOS MINING LIMITED	1,600	-	5,030	6,630
MWANA LUBABA MINING COMPANY LIMITED	4,850	-	1,395	6,245
ZAMBIAN GOLDCOMMON MINING DEVELOPMENT CO. LTD	450	-	4,723	5,173
ABAR INTERNATIONAL INVESTMENTS LIMITED	4,117	100	630	4,848
MAHOGANY MINING LIMITED	3,900	-	-	3,900
KROUP MINING AND PROCESSING LIMITED	3,630	-	-	3,630
GEMFIELDS HOLDINGS ZAMBIA LIMITED	3,193	-	-	3,193
NAZMUL MINING COMPANY LIMITED	2,541	-	-	2,541
CNMC MPONGWE MINING COMPANY LIMITED	2,166	-	-	2,166
GRAMIRAJ INVESTMENTS LIMITED	-	300	450	750
SHAHEEN INTERNATIONAL COMPANY LIMITED	-	701	-	701
Other	994	171	405	2
	3,713,542	1,397,164	7,155,577	12,264,713

6.2. Social payments

Companies were requested to report social payments and transfers made during 2013 unilaterally. We set out in the table below the amounts reported by extractive companies:

Amounts in ZMW

Company	Corporate Social Responsibility In kind payments	Corporate Social Responsibility cash payments	Total
Kalumbila Minerals Limited	90,253,631	4,934,002	95,187,633
Kansanshi Mining Plc	25,496,360	-	25,496,360
Mopani Copper Mines Plc	4,716,803	16,276,749	20,993,552
Konkola Copper Mines Plc	13,132,221	-	13,132,221
Lumwana Mining Company Limited	8,632,789	105,000	8,737,789
CNMC Luanshya Copper Mines Plc	4,203,630	-	4,203,630
Maamba Collieries Limited	-	3,414,095	3,414,095
First Quantum Mining And Operations Ltd-Bm M S	-	3,038,780	3,038,780
Chibuluma Mines Plc	651,236	-	651,236
Albidon Zambia Limited	-	510,315	510,315
Denison Mines Zambia Limited	477,151	-	477,151
Sino-Metals Leach Zambia Ltd	-	456,487	456,487
Ndola Lime Company Limited	230,613	70,920	301,533
Kagem Mining Limited	-	156,800	156,800
Chambishi Metals Plc	77,641	-	77,641
ZCCM-IH	-	76,535	76,535
Grizzly Mining Limited	-	57,000	57,000
NFC Africa Mining Plc	-	52,530	52,530
Lubambe Copper Mine Limited	-	3,500	3,500
Total	147,872,075	29,152,713	177,024,788

6.3. Analysis of production data²⁵

According to the newly appointed Mineral Economics Team, the data captured by the Mines Development Department for large scale sector during 2013 was based only on copper concentrates and/or total cathodes produced leaving out other details requested for the 2013 ZEITI report. As a result, this new team was not in a position to provide us with explanations with regards to the discrepancies arising between the production quantities provided by the mining companies and those declared by the Mines Development Department.

On the basis of data reported by extractive companies, we present below the production quantities by mining company and by mineral type:

Copper

Company	Total extracted in Metric Tonnes (Zambia's Own)	%
Kansanshi Mining Plc	270,724	36%
Konkola Copper Mines Plc	130,457	17%
Lumwana Mining Company Limited	117,968	15%
Mopani Copper Mines Plc	111,821	15%
CNMC Luanshya Copper Mines Plc	36,091	5%
NFC Africa Mining Plc	28,068	4%
Lubambe Copper Mine Limited	22,192	3%
Chibuluma Mines Plc	18,101	2%
Sino Metal	3,869	1%
Total	739,291	100%

(*) Companies did not declare the production values

Cobalt

Company	Total extracted in Tonne (Zambia's Own)	%
KCM	1,957	28%
Total	1,957	100%

(*) Companies did not declare the production values

Other Minerals

Company	Mineral	Unit	Production Quantity
Kansanshi Mining Plc	Gold	Troy Ounces	167,395
Konkola Copper Mines Plc	Pyrite	Tonne	7,310
Lafarge Cement Zambia Plc	Limestone	Tonne	1,618,116
	Phyllite	Tonne	163,020
Kagem Mining Limited	Emerald	Kg	1,587
	Emerald/Premium	Kg	27
	Beryl-I	Kg	2,141
	Beryl-II	Kg	1,399
	Specimen	Kg	17

²⁵ Toll purchased and imported production excluded

Company	Mineral	Unit	Production Quantity
	Fines	Kg	1,259
Scirocco Enterprises Limited	Limestone	Tonne	81,230
	Hydrated Lime	Tonne	18,793
Ndola Lime Company Limited	Quicklime	Tonne	127,281
	Limestone	Tonne	643,773
Maamba Collieries Limited	Coal	Tonne	415,233
San He (Zambia) Limited	Manganese	Tonne	45,326
Grizzly Mining Limited	Emerald/Rough stones	Kg	86
	Beryl	Kg	41,259
Lions Group Quarries Limited	Aggregate	Tonne	642,262
Dolomite Aggregates Limited	Limestone	Tonne	380,891

(*) Companies did not declare the production values

6.4. Analysis of export data²⁶

We present below export data as provided by the mining companies detailed by mineral type:

Copper

Company	Exported Quantity	Exported Value (in ZMW)
KMP	177,716	6,708,560,426
KCM	191,153	7,373,173,799
MCM	149,966	5,882,639,987
CNMC	40,786	1,401,494,147
Chambishi Metals	23,245	829,181,946
Sable Zinc	14,609	562,876,117
Lubambe	7,718	90,070,931
Sino-Metals	3,992	148,590,222
Chambishi Copper Smelter	n/c	n/c
Total	609,184	22,996,587,573

n/c: Not communicated by CCS

Cobalt

Company	Exported Quantity	Exported Value (in ZMW)
Chambishi Metals Plc	5,144	674,947,719
Konkola Copper Mines Plc	2,020	163,089,686
Total	7,164	838,037,405

Other Minerals

Company	Mineral	Unit	Exported Quantity	Exported Value (in ZMW)
---------	---------	------	-------------------	-------------------------

²⁶ Toll purchased and imported production exported are included

Company	Mineral	Unit	Exported Quantity	Exported Value (in ZMW)
Kansanshi Mining Plc	Gold	Troy Ounces	152,632	992,960,596
Konkola Copper Mines Plc	Pyrite	Tonne	5,228	1,771,281
	Slimes	Tonne	2,395	24,443,384
Kagem Mining Limited	Emerald	Kg	2,363	337,364,548
	Beryl	Kg	11,286	18,576,405
Ndola Lime Company Limited	Limestone	Tonne	10,372	16,144,134
Maamba Collieries Limited	Coal	Tonne	4,630	1,547,505
San He (Zambia) Limited	Manganese	Tonne	26,549	n/r
Grizzly Mining Limited	Emerald/Beryl	Kg	41,346	37,885,606
Lions Group Quarries Limited	Aggregate	Tonne	596,580	32,614,489
Total			853,381	1,463,307,948

n/r: Information not reported in the reporting template

7. RECOMMENDATIONS

7.1. Lessons learned from the 2012-2013 Reconciliation

7.1.1. Councils Declaration of Received Payment Flows

We noted some anomalies during the review of payments reported by Local Councils, such as:

- auditor certification date prior to management sign off date on the reporting templates;
- failure to submit payment reporting schedules, hard copies or lack of dates in respect of management sign off seal/stamp;
- management sign off date and auditor certification date both preceding the date of the issue of the reporting templates;
- some reporting templates were prepared using the old reporting template format; and
- amounts reported were not allocated to any extractive company.

We recommend that relevant Local Councils review their systems for reporting information relating to tax payment flows for ZEITI reconciliation purposes. This could be complemented by ensuring that officials attend the EITI training workshop and follow the instructions for the completion of the reporting templates, in order to be ensure that data provided is more accurate and reliable.

7.1.2. Reporting deadlines not met by Government Entities and Extractive Companies

Despite chasing up reporting templates by both e-mails and telephone calls, neither Government Entities nor extractive companies submitted their reporting templates by the stipulated deadline. We list out below instances of significant delays we came across in addition to many cases where both parties failed to submit reporting templates altogether:

- only 4 extractive companies out of 30, 6 Councils out of 23 and one (Central) Government Entity out of 5 replied and submitted their reporting templates duly filled in by the agreed deadline of 5 September 2014;
- five companies have yet to submit their reporting templates by the date our draft reconciliation report was issued;
- we incurred major delays in getting feedback and obtaining comments from most extractive companies in order to reconcile discrepancies;
- some extractive companies and some central Government Entities (ZRA Domestic, ZRA Customs and the Ministry of Mines) failed to revert with answers to our queries on the discrepancies; and
- the Ministry of Lands submitted its reporting template on 15 October 2014 i.e with a delay of over a month.

We recommend that ZEITI puts in place a legal framework enforcing sanctions against parties which fail to cooperate with the ZETI reconciliation process requirements. This measure would encourage more participants to assist and work alongside the ZEITI Secretariat's endeavours in raising awareness regarding the importance of the reconciliation process.

7.1.3. Enactment of EITI reporting regulations

We understand that the EITI reporting obligations are not covered in the current Extractive Sector Legislation of 23 March 2011. This is one of the main reasons which led to delays and/or failure to submit EITI reporting templates by some extractive companies.

We recommend a review of the mining regulation by introducing EITI reporting provisions such as:

- *reporting obligations for extractive companies and government entities alike, while specifying the level of disaggregation of the data to be submitted; and*
- *a time frame set for updating and publishing forms and instructions and selection of the reporting entities and submission of declarations and completion of all reconciliation work.*

7.1.4. Accuracy of Production data

We understand that the production data provided by Ministry of Mines was based on self-declarations submitted from the extractive companies. The Ministry does not have its own procedure and systems to collect and control production data reported by mining companies.

In addition to declarations submitted, we recommend that the Ministry of Mines:

- *develops procedures and system to collect and control production data; and*
- *provides us with a comparison of the production volumes declared by extractive companies with the measurements made by Ministry of Mines throughout the year.*

7.2. Follow up of the recommendations of the 2011 EITI Report

Recommendation	Implemented (Yes/no/ongoing)	Description of action undertaken
<p>Regulation of sub-national transfers</p> <p>In accordance with Section 136 of the Mines and Minerals Development Act 2008, the Minister of Finance shall, in consultation with the Minister responsible for Mines, establish a mineral royalty sharing mechanism for distributing royalty revenues.</p> <p>We note, however, that there is no provision within the legislation as to what this mechanism should be, thus leaving a legal vacuum on the modalities of the handing over and the percentage shareholding that should be transferred by the central government. As a result, sub national transfers are not yet formalised, nor effective.</p> <p>We recommend setting up the adequate provisions providing guidance for sharing and management of these resources. There should be measures in place to ensure transparency in the system of transfer to local councils and their reconciliation in the EITI process.</p>	Ongoing	No action has been undertaken by the Government as yet to implement the mineral sharing mechanism. Through engaging civil society stakeholders, ZEITI, CTPD (Center for Trade Policy and Dialogue) and the CSO-EITI Forum have had discussions involving Government particularly Ministry of Local Government and Housing, Ministry of Finance to make progress towards establishing such a mechanism.
<p>ZEITI database</p> <p>We note that to date the ZEITI Secretariat still does not have a comprehensive database of all extractive companies operating in the mining sector, despite this recommendation having been made in the previous. We understand that this is due to the lack of formal communication with Governmental Bodies with regard to the extractive companies operating in the mining sector. In some cases making contact with extractive companies can be difficult as no contact details are available.</p> <p>We recommend that, in the first instance, the ZEITI Secretariat should create its database following our reconciliation exercise. The Secretariat should then liaise with the Government Entities to ensure it obtains adequate information regularly and updates its database accordingly. To this end, we believe it is vital that any new entrants to the mining sector are registered with the ZEITI Secretariat as part of the process before or at the same time as they obtain their operating licence. The ZEITI Secretariat should perform quarterly review with the Government Entities of the list of extractive companies licensed to operate in the sector is recommended.</p>	Ongoing	The ZEITI has started the process of establishing a database including companies' profiles from the current scope, licencing information, statistics and production data, beneficial ownership, contracts information. ZEC aims to include a link to the Cadastre portal on the ZEITI website to enable public access and to gain current sector information access. ZEC aims to progressively enlarge its mining companies scope towards full sector disclosure.

Recommendation	Implemented (Yes/no/ongoing)	Description of action undertaken
<p>Supporting data</p> <p>The instructions sent out with the reporting templates to extractive companies indicated that when compiling their templates, extractive companies should provide us with schedules showing a breakdown of all amounts included.</p> <p>Although many extractive companies provided us with these schedules, we note that the new entrants were not diligent in complying with this requirement. We chased up most of the non-compliant extractive companies again during subsequent reminders.</p> <p>We recommend a review of the procedures for communicating in particular with those who use a clearing agent for their tax payments. The clearing agents must provide regular details of payments made on behalf of the relevant mining company (excluding their fees). A regular compulsory briefing or training seminar for new comers might be an option.</p>	No	Such issues relate mostly to ZRA customs tax categories where middle clearing agents are involved. These clearing agents should be better immersed and familiarised with the process requirements to provide the payments information in the needed format.
<p>Lack of Audit Certificates</p> <p>Although it was clearly stated during the workshop that extractive companies should submit their tax templates accompanied by an audit certificate, only two of those extractive companies which submitted a template also provided the audit certificate.</p> <p>Similarly, the Government Entities' tax templates should have been certified by the Auditor General but we note that this was not done for the main Government Entities</p> <p>We recommend for the forthcoming exercises that the extractive companies comply with this requirement, failure to which ZEITI should apply sanctions against them. With regard to the Governmental Bodies, it is recommended that reliable and auditable data is presented to the Office of Auditor General before the Reconcilers start the 5th verification exercise.</p>	Ongoing	<ol style="list-style-type: none"> 1. ZEC proposed to include these audit/certification requirements in the EITI act and these have been included in the Draft bill. The mining companies should also include EITI reporting in their annual financial auditing plans and possibly issue EITI certificates at the time of auditing the company financial accounts. 2. The government has already certified through the OAG through issuance of the letter. 3. The ZEITI legislation to enforce this recommendation

Recommendation	Implemented (Yes/no/ongoing)	Description of action undertaken
<p>Unresolved differences</p> <p>At the conclusion of the Assignment, we have been unable to obtain explanations for a number of differences between government receipts and company payments. The overall value of the remaining unresolved differences was ZMW 48 million, as set out in section 2.1. As a proportion of the receipts reported by government, the unresolved differences amount to 0.6%. The ZEC has determined that this difference is not material in the context of the 2011 ZEITI reconciliation.</p> <p>We recommend that the ZEC should appoint a suitable independent party to examine these differences further, with a view to their resolution, and that the result of this exercise should be published. In order to maintain impetus and relevance, this exercise should ideally be completed.</p>	Ongoing	<p>The Auditor General's Office (OAG) has been following up on the reconciling items in the 2011 reports. The resolution of the 2011 reconciling items was still ongoing by the OAG during the process of undertaking the 2012-2013 reconciliation by the reconcilers.</p> <p>All follow ups on all the reports will be followed up by the OAG for all future reports.</p>
<p>Non Reporting companies</p> <p>One company included in the scope of the reconciliation did not participate. The ZEC and, in accordance with EITI requirement 11, the government should consider whether any further action is required.</p>	Ongoing	<p>Zambezi Portland is under new management and they have been given a task by the Zambia Revenue Authority to bring their financial accounts up to date by the end of 2014. As a result, the company will not be able to provide the reporting templates for 2013 as they do not have any data relating to these periods. The company has sent a formal letter.</p>

Recommendation	Implemented (Yes/no/ongoing)	Description of action undertaken
<p>Future EITI Scope</p> <p>EITI requirement 21 encourages multi-stakeholder groups in compliant countries “to explore innovative approaches to extending EITI implementation to increase the comprehensiveness of EITI reporting and public understanding of revenues and encourage high standards of transparency and accountability in public life, government operations and in business.”</p> <p>We make the following recommendations which ZEC could consider in this context, for example:</p> <ul style="list-style-type: none"> • improving the definition and reporting of production in the mining and general extractive sector; • reconciliation of the ZRA taxpayer database with the MMEWD cadastre definition and reporting of social payments by extractive companies; • inclusion of other extractive sectors in the EITI reconciliation. <p>In setting its annual work plan, ZEC should consider the progressive extension of the EITI scope.</p>	Ongoing	<p>In an effort to establish reliable sector production data, the Mineral Value Chain Project is an ongoing reconciliation of the ZRA tax payer database and MMEWD cadastre and it also involves the Chamber of Mines of Zambia. The incorporation of other extractive sectors in the EITI reconciliation is in ZEC's future work plans and these other sectors will be incorporated in future EITI reconciliations.</p>

Recommendation	Implemented (Yes/no/ongoing)	Description of action undertaken
<p>Government Audit</p> <p>Central Government</p> <p>We met the Auditor General to discuss the opinion to be given on government figures submitted on the EITI data collection templates. The OAG confirmed it would be possible to give the necessary form of assurance provided there was adequate time allowed and the work could be included in the work plan for the department's staff. We were told this would be possible for the reconciliation to be carried out in 2013, if a request were sent in good time from the ZEC.</p> <p>We recommend that the ZEC should arrange for a request to be made to the OAG in sufficient time for the OAG to plan to give the opinion on the templates for the 2011 EITI reconciliation; the request should on this basis be made during the first quarter of each reporting year.</p> <p>Local government</p> <p>The arrangements for audit of local government differ.</p> <p>We recommend that through the Ministry of Local Government and Housing, which is responsible for the audit of figures from local councils, the local and district councils should be encouraged to engage external auditors to audit their books. The Local Government and Housing should then be required to confirm that the information on the data templates by each local council has been audited, and to state the standards applied in carrying out the audit. In this way, the audit work done by the Office of the Auditor General, to the extent that they have carried audits on grants to local councils, would be augmented and supplemented by external audits.</p>	Ongoing	<p>All GRZ templates have been certified by the OAG.</p> <p>The Ministry of Local Government and Housing is the institution which has been mandated to undertake audits of local councils as per the Local Government Act 1991. Additionally, most district and local councils have limited financial capacities to appoint independent auditors and this would also require some amendments to the Local government Act.</p>

Recommendation	Implemented (Yes/no/ongoing)	Description of action undertaken
<p>Mining Cadastre</p> <p>The licensing information provided during the scoping phase by the Mining Cadastre generated some queries which, while finally resolved, suggest that the licensing database, and the process of extracting information from the database, require further examination. In seeking to assess whether companies listed by ZRA held mining licences, we were unable to locate information for certain of the companies on the reports provided by the Cadastre. Following a meeting, the particular issues were resolved, but we noted inaccuracies in the preparation of information relating to gemstone companies, due to:</p> <ul style="list-style-type: none"> • the manual effort required to produce the list of these licences; • out of date entries on the licence database; • confusing changes in the system of numbering licences; with reliance upon supplementary; • manual records for interpretation; • In addition during the reconciliation phase, we found that for some of the companies, the accuracy of the data regarding their locations was a big problem. <p>We recommend that the Mining Cadastre should ensure that all records are computerised and maintained up to date; and should ensure that reports of all licensed operators, with appropriate details, can be readily produced for the EITI and other purposes.</p>	Ongoing	<p>The Mining Cadastre has a computerised system and the updating of records to make the information real time is being undertaken and is a continuous process. In addition the Cadastre is working towards establishing an online public portal. A manual filing system is also kept where information that is computerised such as application forms and other data is kept.</p>
<p>Company Accounting</p> <p>During the reconciliation work, we observed that the records kept by some companies, and communication of information within the companies, caused difficulties in producing the information necessary to reconcile payments made to ZRA with the records held by the Entity.</p> <p>We recommend that companies should review their internal processes and procedures between accounting and treasury staff and ensure that bulk and material payments to ZRA are receipted, allocated by tax type and accounted for, including those payments that are made through clearing and forwarding agents. This will significantly help to reduce differences and un-reconciled amounts.</p>	Ongoing	<p>ZEC is continuously urging companies to improve their reporting in terms of the EITI requirement in forums such as the training which is provided to EITI stakeholders of the EITI. ZEC also intends to get the Customs and Clearing Agents involved in the stakeholder's meetings for the reconciliation process.</p>

Recommendation	Implemented (Yes/no/ongoing)	Description of action undertaken
<p>Government Reporting System</p> <p>During the reconciliation work, we observed that government systems are not always set up in such a way that it is easy for government to capture information required for EITI and to report on a timely basis.</p> <p>We recommend that the Government Entities involved, in particular the participating departments in ZRA and MMEWD, should review their systems for recording and reporting information on receipts from extractive companies, so that information can be reported reliably, completely and in a straightforward manner.</p>	Ongoing	ZEC always endeavours to involve government stakeholders in an effort to ensure that the information these Entities provide for EITI reconciliation purposes is easily retrievable, reliable and complete.
<p>ZRA Unallocated Receipts</p> <p>We observed that ZRA often records payments made to ZRA by extractive companies as “Unallocated Receipts”, and that there appears to be inadequate follow up within ZRA of such unallocated amounts, so that they are not identified to the correct company and the correct tax type(s). We were reviewing ZRA records relating to 2010 during our work in late 2012 and early 2013, at which time these receipts were still “unallocated”.</p> <p>It is not unusual that there is difficulty in allocating receipts immediately but there needs to be a robust system in place to follow up all unallocated amounts so that they are allocated on a prompt and timely basis. This would not only eliminate many of the material differences which we saw during the 2010 reconciliation, but is good practice and would assist the ZRA in ensuring that taxes due are collected on a timely basis.</p> <p>We recommend that ZRA examines its procedures and staff training in this area.</p>	Ongoing	<p>ZEC is in constant contact with the Government Entities to improve their systems and procedures in order to make the information easily retrievable, reliable and complete.</p> <p>The Office of the OAG also follows up this issue when following up the discrepancies.</p>

Recommendation	Implemented (Yes/no/ongoing)	Description of action undertaken
<p>Customs and Clearing Agents</p> <p>Many of the extractive companies use Customs and Clearing Agents to handle the paperwork associated with importing and exporting goods and materials across the Zambian border. We engaged successfully with companies over the supporting information which they needed to obtain from their Agents for the 2011 reconciliation, and express the view that this process will work well for future reconciliations, without the need to include the Agents directly in the reconciliation.</p> <p>There were, however, difficulties experienced because in a number of instances agents make "bulk payments" to ZRA, and insufficient detail and analysis was provided initially.</p> <p>We recommend that the training for entities in the 2012 and 2013 reconciliation exercises includes coverage of this area for participating companies. There should be consultation with companies over the benefit of inviting the most regularly used Agents to the EITI training, both as specific reconciliation training and also as part of general raising of</p>	Ongoing	<p>The Clearing Agents were not directly engaged or involved in the training that was undertaken for the 2012 and 2013 reconciliation process. However, the ZEITI Secretariat is of the opinion that for future reconciliations, larger Clearing Agents should be engaged at an early stage in the reconciliation process by the companies which utilise their services and they should also be invited and participate in the training that is offered to other stakeholders in the reconciliation process. This will avoid misunderstandings in terms of the information requirements of the companies and would save a lot of time once the reconciliation process commences.</p>
<p>Environmental Protection Fund</p> <p>There were concerns raised by the extractive industry participating companies as to the accuracy of the reporting and accountability of the funds that the mining industry is paying into the Environment Protection Fund.</p> <p>We recommend that the 2012 and 2013 ZEITI reconciliation should include a review of the audited accounts of the Fund and discussion with representatives from the Fund Board over the activities of the Fund, so that there is greater transparency within EITI in this area.</p>	Ongoing	<p>ZEITI Secretariat will try to engage with the Mine Safety Department for a better involvement in the EITI process.</p>

ANNEXES

Annex 1: Reporting template and Supporting Schedule

This Template is addressed only to extractive companies



Data Sheet

Full legal name of the company	
TPIN	
Date of the company establishment	
Company's Capital (in ZMW)	
Contact address (registered office for legal entities)	

Employment 201_	Average number of domestic employees	
	Average number of foreign employees	
	Average number of employees	0

Core business	
Secondary activities	

Active Licenses	Code	Type	Resources	Area (ha)	Location

Please state if the 201_ financial statements have been audited (yes/no)	
Name of the 201_ financial statements Auditor	

*The soft copy of the audited financial statements should be submitted along with the reporting templates.
If the audit report is publicly available, it is sufficient to include the reference or the link :*

Management sign-off

I, undersigned, for and on behalf of the reporting entity confirm that all information provided in the above declaration is accurate and reliable.

_____ Name

_____ Position

_____ Signature and Stamp

EITI Payment/Receipt Report

(From January 201_ to December 201_)



Name of the Entity (Mining company / Government Agency)			
TPIN	0		
Reporting template prepared by		Position	
Email address		Tel.	

Ref.	Type of payment/Revenue	Paid/Received Amount		Comments	
		ZMW	USD		
Ministry of Mines, Energy and Water Development					
1	Application Fees				
2	Licence Fees				
3	Area Charges				
4	Valuation Fees				
5	Annual Operating Permit				
6	Environmental Protection Fund				
7	Other fees & charges				
Zambia Revenue Authority					
8	Pay- As-You-Earn				
9	Import VAT				
10	Mineral Royalty				
11	Company Income Tax (Inc. Provisional Tax)				
12	VAT (Net paid)				
13	Import/Customs Duty				
14	Withholding Taxes				
15	Excise Duty				
16	Property Transfer Tax				
17	Wind Fall Tax				
18	Variable profit Tax				
19	Advance Income Tax				
20	Export Levy				
21	Other taxes (ZRA)				
22	VAT Credit				
Local Councils					
23	Annual Business Fees				
24	Property Rates				
Ministry of Lands					
25	Ground Rent				
26	Consideration Fees				
27	Registration Fees				
28	Preparation fees				
Ministry of Finance and National Planning					
29	Dividends from Government Shares				
30	Revenues from GRZ shareholding sale				
ZCCM- IH					
31	Dividends from ZCCM-IH Shares				
32	Price participation fees				
33	Revenues from ZCCM-IH shareholding sale				
34	Revenues from ZCCM-IH mining rights transfer				
Social Payments					
35	Corporate Social Responsibility In kind payments				
36	Corporate Social Responsibility cash payments				
Total payments					
37. Type of mineral extracted	Copper	[State the stage of [Volume]	Tonnes	[Value]	US\$
	Cobalt	the value chain the	Tonnes		US\$
	Gold	product is at?)	Kg		US\$
	Coal		Tonnes		US\$
		US\$
38. Type of mineral sold/exported	Copper	[State the stage of [Volume]	Tonnes	[Value]	US\$
	Cobalt	the value chain the	Tonnes		US\$
	Gold	product is at?)	Kg		US\$
	Coal		Tonnes		US\$
		US\$

Management sign-off

I acknowledge for and on behalf of the above Entity's responsibility for the truthful and fair presentation of the attached reporting template in accordance with the reporting guidelines. Specifically, I confirm the following:

1. The information provided in respect of amounts paid/received is complete and has been faithfully extracted from the Entity accounting records;
2. All the amounts paid/received are supported by genuine receipts and substantiated by documentary evidence;
3. The amounts paid/received exclude payments/income made before 1 January 201_ and payments/income made after 31 December 201_.
4. The classification of amounts paid/received on each line is accurate and does not include amounts due to be reported on other lines.
5. The amounts paid/received do not include amounts paid/received on behalf of other Entities.
6. The amounts paid/received only include amounts paid/received by the Entity.
7. The accounts of the Entity on which the figures are based have been audited and an unqualified audit opinion issued thereon in accordance with International Standards on Auditing.

_____ **Name**
 _____ **Position**
 _____ **Signature and Stamp**

Auditors Certification

I, (name), registered external auditor, have examined the foregoing ZEITI reporting template of (insert name of Mining Company/Government Agency) and can confirm that I have tested the completeness and accuracy of the extraction of the payments data included on the reporting template from the audited accounting records/financial statements of the Entity for the period(s) [stat dates] under International Auditing Standards.

Based on this examination, we confirm that the transactions reported therein are in accordance with instructions issued by ZEITI, are complete and are in agreement with the books of account for the respective period.

_____ **Name**
 _____ **Position within the Audit firm**
 _____ **Name of the Audit Firm (if applicable)**
 _____ **Address of the Audit Firm (or Auditor)**
 _____ **Signature and Stamp**

Supporting Schedule:

This Template is addressed to extractive companies and government agencies



Payments Flow details
 Period covered: 1 January 201_ to 31 December 201_

Date	Receipt No.	Tax Kind / Type	Tax Code	Amount ZMK	Amount USD	Period Start	Period End	Comments
Total				-	-			

Management sign-off
 I, undersigned, for and on behalf of the reporting entity confirm that all information provided in the above declaration is accurate and reliable.

_____ **Name**
 _____ **Position**
 _____ **Signature and Stamp**

This Template is addressed only to extractive companies



Social Payments Details
 Period covered: 1 January 201_ to 31 December 201_

MANDATORY SOCIAL PAYMENTS

Beneficiary ID	Beneficiary Location	Cash Payments		In Kind payments (Projects)		Legal basis of the payment (Ref to the agreement, Act, ..)*
		Amount (ZMK)	Date	Description	Project cost incurred during 201_	
Total		0			0	

(Attach the copy of the agreement of applicable)

VOLUNTARY SOCIAL PAYMENTS

Beneficiary ID	Beneficiary Location	Cash Payments		In Kind payments (Projects)	
		Amount (ZMK)	Date	Description	Project cost incurred during 201_
Total		0			0

Management sign-off

I, undersigned, for and on behalf of the reporting entity confirm that all information provided in the above declaration is accurate and reliable.

_____ Name
 _____ Position
 _____ Signature and Stamp

This Template is addressed to extractive companies and the Ministry of Mines



Minerals Production Details
 Period covered: 1 January 201_ to 31 December 201_

Mine output /Commodity	Project/Mine	Jan	Feb	Mar	Apr	May	Jun	Jul	Aug	Sep	Oct	Nov	Dec	Year Total
Copper content (Tonnes)		0	0	0	0	0	0	0	0	0	0	0	0	0
Copper Content-own production (Mne/Project 1)														0
Copper Content-own production (Mne/Project 2)														0
Copper Content-own production (Mne/Project 3)														0
Copper Content-from locally purchased Ores														0
Copper Content-imported Ores														0
Cobalt content (Tonnes)		0	0	0	0	0	0	0	0	0	0	0	0	0
Cobalt content-own production (Mne/Project 1)														0
Cobalt content-own production (Mne/Project 2)														0
Copper Content- Purchased														0
Gold in Concentrate (Kg)		0	0	0	0	0	0	0	0	0	0	0	0	0
Gold -Ow n production (Mne/Project 1)														0
Gold -Ow n production (Mne/Project 2)														0
Gold -purchased														0
Emerald/Beryl (Kg)		0	0	0	0	0	0	0	0	0	0	0	0	0
Emerald/Beryl (Mne/Project 1)														0
Emerald/Beryl (Mne/Project 2)														0
Cement produced (Tonnes)		0	0	0	0	0	0	0	0	0	0	0	0	0
Cement produced (Mne/Project 1)														0
Cement produced (Mne/Project 2)														0
Coal (Tonnes)		0	0	0	0	0	0	0	0	0	0	0	0	0
Coal (Mne/Project 1)														0
Coal (Mne/Project 2)														0
Lime (Tonnes)														
Limestone														
Quicklime														
Hydrated Lime														
Other Minerals														
.....														
.....														
.....														
.....														

(*) content: By concentration or cementation or by Leaching, electrow on

Management sign-off
 I, undersigned, for and on behalf of the reporting entity confirm that all information provided in the above declaration is accurate and reliable.

 Name

 Position

 Signature and Stamp

This Template is addressed to extractive companies and the ZRA (Customs)



Mineral Exports Details
 Period covered: 1 January 201_ to 31 December 201_

Mine output/Commodity	Jan	Feb	Mar	Apr	May	Jun	Jul	Aug	Sep	Oct	Nov	Dec	Year Total
Copper sales/exports (Tonnes)													0
Copper sales/exports (US\$)													0
Copper sales/exports (ZMW)													0
Cobalt sales (Tonnes)													0
Cobalt sales/exports (US\$)													0
Cobalt sales/exports (ZMW)													0
Gold sales/exports (Kg)	0	0	0	0	0	0	0	0	0	0	0	0	0
Gold sales/exports (US\$)													0
Gold sales/exports (KMW)													0
Emerald/Beryl sales/exports (Kg)	0	0	0	0	0	0	0	0	0	0	0	0	0
Emerald/Beryl sales/exports (US\$)													0
Emerald/Beryl sales/exports (ZMW)													0
Cement Sales/exports (Tonnes)	0	0	0	0	0	0	0	0	0	0	0	0	0
Cement Sales/exports (US\$)													0
Cement Sales/exports (ZMW)													0
Coal sales/exports (Tonnes)	0	0	0	0	0	0	0	0	0	0	0	0	0
Coal sales/exports (US\$)													0
Coal sales/exports (ZMW)													0
Lime sales/exports (Tonnes)													
Lime sales/exports (Tonnes)													
Lime sales/exports (Tonnes)													
Other Minerals													
.....													
.....													
.....													
.....													

Management sign-off
 I, undersigned, for and on behalf of the reporting entity confirm that all information provided in the above declaration is accurate and reliable.

 Name

 Position

 Signature and Stamp

This Template is addressed only to extractive companies



Template beneficial ownership declaration form
Period covered: 1 January 201_ to 31 December 201_

	Name of the Entity	Nationality of the Entity	% Interest	Listed entity (yes/no)	Stock exchange
Government of Zambia (GRZ)					
ZCCN-IH					
Private Entities *					
			0%	<i>The total should be equal to 100%</i>	

* The declaration below is intended only for the Private Shareholders not listed

Beneficial ownership definition

In accordance with the EITI Standard, Requirement 3.11.d.i, a beneficial owner in respect of a company means the natural person(s) who directly or indirectly ultimately owns or controls the corporate entity.

Private stackholder (1) :

Identity of the beneficial owner	Information about how ownership is held or control over the company is exercised				Date when beneficial interest was	Means of contact
	By shares		By % of voting rights			
1 [Full name as it appears on national identify card] [Date of birth and/or national identify number] [Nationality] [Country of residence]	[number of shares]	[% of shares]	[% of direct voting rights]	[% of indirect voting rights]	[Where control over the company is exercised through other means, details should be provided here.]	[date] [residential/service address] [other contact details]
[Full name as it appears on national identify card] [Date of birth and/or national identify number] [Nationality] [Country of residence]	[number of shares]	[% of shares]	[% of direct voting rights]	[% of indirect voting rights]	[Where control over the company is exercised through other means, details should be provided here.]	[date] [residential/service address] [other contact details]

Are any of the beneficial owners a Politically Exposed Person (PEP)** ?

Yes. Name: _____ Public office position and role: _____ Date when office was assumed: / / Date when office was left, if applicable: / /

No.

Private stakeholder (2) :

Identity of the beneficial owner	Information about how ownership is held or control over the company is exercised				Date when beneficial interest was	Means of contact
	By shares	By % of voting rights		Other		
1 [Full name as it appears on national identify card] [Date of birth and/or national identify number] [Nationality] [Country of residence]	[number of shares]	[% of shares]	[% of direct voting rights]	[% of indirect voting rights]	[Where control over the company is exercised through other means, details should be provided here.]	[date] [residential/service address] [other contact details]
[Full name as it appears on national identify card] [Date of birth and/or national identify number] [Nationality] [Country of residence]	[number of shares]	[% of shares]	[% of direct voting rights]	[% of indirect voting rights]	[Where control over the company is exercised through other means, details should be provided here.]	[date] [residential/service address] [other contact details]

Are any of the beneficial owners a Politically Exposed Person (PEP)** ?

Yes. Name: _____ Public office position and role: _____ Date when office was assumed: ____ / ____ / ____ Date when office was left, if applicable: ____ / ____ / ____

No.

Companies should provide details about their beneficial owner(s) here. Where there are more than one owner, the information should be provided for all owners.

** **Foreign PEPs** are individuals who are or have been entrusted with prominent public functions by a foreign country, for example Heads of State or of government, senior politicians, senior government, judicial or military officials, senior executives of state owned corporations, important political party officials.

** **Domestic PEPs** are individuals who are or have been entrusted domestically with prominent public functions, for example Heads of State or of government, senior politicians, senior government, judicial or military officials, senior executives of state owned corporations, important political party officials.

** Persons who are or have been entrusted with a prominent function by an international organisation refers to members of senior management, i.e. directors, deputy directors and members of the board or equivalent functions.

** The definition of PEPs is not intended to cover middle ranking or more junior individuals in the foregoing categories.

Management sign-off

I acknowledge for and on behalf of the above Entity's responsibility for the truthful and fair presentation of the attached reporting template in accordance with the reporting guidelines.

Name

Position

Signature and Stamp

This Template is addressed only to ZCCM-IH and the Ministry of Finance



GRZ/ZCCM-IH interests in Extractive Companies

Period covered: 1 January 201_ to 31 December 201_

Extractive Company	% Interest 31/12/201_	% Interest 31/12/201_	In case of change in the % interest			Engagements attached to the equity stake		
			Nature of the transaction	Value of the transaction in ZMW	Terms of transaction (cash payments or loan ..)	Beneficiary of the transaction (company)	State if there is responsibility to cover the project expenses ?	terms attached to their equity stake

Management sign-off

I, undersigned, for and on behalf of the reporting entity confirm that all information provided in the above declaration is accurate and reliable.

_____ Name
 _____ Position
 _____ Signature and Stamp

This Template is addressed to all Reporting Entities



Transactions/Infrastructure provisions and barter arrangements
 Period covered: 1 January 201_ to 31 December 201_

Description of the project	Location of the project	Terms of the Transaction			Terms of Transaction and legal basis (Ref of the Agreement, date of signature, etc..)
		Total budget of the Engagement/Project	Value of engagements/project incurred from 1/1/201_ au 31/12/201_	Cumulated value of engagements/project incurred on 31/12/201_	
Total		0	0	0	

Management sign-off

I, undersigned, for and on behalf of the reporting entity confirm that all information provided in the above declaration is accurate and reliable.

_____ Name

_____ Position

_____ Signature and Stamp

This Template is addressed only to ZCCM-IH and the Ministry of Finance



Loans /Loan guarantee granted to Entities operating in extractive sector
Period covered: 1 January 201_ to 31 December 201_

Beneficiary (Name of the Entity operating in mining sector)	Total amount of the loan/loan guarantee	Terms of the Transaction					Other comments
		Date of the grant	Repayment period	Interest rate	Outstanding amount not reimbursed on 31/12/201_	Amount reimbursed during the year	
Total	0	0	0	0	0	0	

Management sign-off

I, undersigned, for and on behalf of the reporting entity confirm that all information provided in the above declaration is accurate and reliable.

_____ Name

_____ Position

_____ Signature and Stamp

Annex 2: Tracking table of certified declaration forms

EXTRACTIVE COMPANIES	Reception of the reporting templates	Reporting Templates signed by the management	Reporting Templates certified by an external auditor	2013 Financial Statement audited(yes/no)	2013 Financial Statement Auditor
KANSANSHI MINING PLC	19/09/2014	yes	yes	yes	PwC
KONKOLA COPPER MINES PLC	25/09/2014	yes	no	yes	Deloitte
FIRST QUANTUM MINING AND OPERATIONS LTD-BM M S	05/09/2014	yes	no	yes	PwC
MOPANI COPPER MINES PLC	16/09/2014	yes	yes	yes	Deloitte
LUMWANA MINING COMPANY LIMITED	25/09/2014	yes	yes	yes	PwC
CHIBULUMA MINES PLC	11/09/2014	yes	yes	yes	Deloitte
LAFARGE CEMENT ZAMBIA PLC	02/10/2014	no	no	n/r	n/r
NFC AFRICA MINING PLC	22/09/2014	yes	no	yes	Deloitte
KAGEM MINING LIMITED	11/09/2014	yes	no	yes	BDO
CNMC LUANSHYA COPPER MINES PLC	10/09/2014	yes	no	yes	Deloitte
ZAMBEZI PORTLAND CEMENT LIMITED	Not submitted	no	no	n/s	n/s
LIONS GROUP QUARRIES LIMITED	10/09/2014	yes	no	yes	KPMG
SCIROCCO ENTERPRISES LIMITED	26/09/2014	yes	no	yes	Moores Rowland Zambia
LUBAMBE COPPER MINE LIMITED	12/09/2014	yes	yes	yes	Ernst & Young
CHAMBISHI METALS PLC	25/09/2014	yes	no	yes	PwC
SINO-METALS LEACH ZAMBIA LTD	19/09/2014	yes	no	yes	Deloitte
NDOLA LIME COMPANY LIMITED	10/09/2014	yes	no	yes	PwC
MAAMBA COLLIERIES LIMITED	08/09/2014	yes	yes	yes	BDO
SAN HE (ZAMBIA) LIMITED	19/09/2014	yes	no	n/r	n/r
SABLE ZINC KABWE LIMITED	25/09/2014	yes	no	yes	Deloitte
ALBIDON ZAMBIA LIMITED	04/09/2014	yes	no	yes	Ernst & Young
KALUMBILA MINERALS LIMITED	17/09/2014	yes	no	yes	PwC
GRIZZLY MINING LIMITED	24/09/2014	yes	no	yes	Tom Banda & Co
DOLOMITE AGGREGATES LIMITED	05/09/2014	yes	no	yes	Harrison & Associates
UNIVERSAL MINING & CHEMICAL INDUSTRIES LIMITED	30/10/2014	yes	no	yes	Ernst & Young
CHAMBISHI COPPER SMELTER LIMITED	05/11/2014	yes	no	n/r	n/r
DENISON MINES ZAMBIA LIMITED	25/11/2014	yes	no	yes	Grant Thornton
BHP BILLITON WORLD EXPLORATION INC	08/12/2014	no	no	yes	KPMG
ZAMBIAN NONFERROUS METALS EXPLORATION & CON CO LTD	03/09/2014	yes	no	no	-
ZCCM-IH	11/09/2014	yes	no	n/r	n/r

n/r: Information not reported in the reporting template

n/s: Reporting template not submitted

GOVERNMENT ENTITIES	Reception of reporting templates	Reporting Templates signed by the management	Reporting Templates certified by an auditor	Entity in charge of the certification
Administrations				
Zambian Revenue Authority (ZRA)	02/09/2014	yes	no	-
Ministry of Mines, Energy and Water Development	04/09/2014	yes	no	-
Ministry of Lands	15/10/2014	no	no	-
Ministry of Finance and National Planning	16/09/2014	yes	No	-
Local Councils				
Mufurlira Municipal Council	22/09/2014	yes	no	-
Kalulushi Municipal Council	19/09/2014	yes	yes	Senior local Government Auditor
Zimba District Council	16/09/2014	yes	no	-
Kitwe City Council	03/09/2014	yes	yes	Senior local Government Auditor
Chililabombwe Municipal Council	03/09/2014	yes	yes	Senior local Government Auditor
Luanshya Municipal Council	04/09/2014	yes	yes	Senior local Government Auditor
Chingola Municipal Council	16/09/2014	yes	yes	Senior local Government Auditor
Kabwe Municipal Council	16/09/2014	yes	no	-
Mazabuka Municipal Council	19/08/2014	yes	no	-
Ndola City Council	01/09/2014	yes	yes	Senior local Government Auditor
Lufwanyama District Council	03/09/2014	yes	yes	Senior local Government Auditor
Lusaka City Council	16/09/2014	yes	no	-
Mumbwa District Council	17/09/2014	yes	no	-
Sinazongwe District Council	08/09/2014	yes	no	-
Solwezi Municipal Council	29/09/2014	yes	no	-
Kafue District Council	09/09/2014	yes	no	-
Choma Municipal Council		yes	no	-
Chilanga District Council	17/09/2014	no	no	-

Annex 3: Extractive companies profile and beneficial ownership

Company	TIN	Licence Reference	Licence Type	Employment	
				Domestic	Foreign
KANSANSHI MINING PLC	1001602517	7057-HQ-LML	Large Scale Mining Licence	1799	164
KONKOLA COPPER MINES PLC	1001772785	7074 - HQ - LML	Large Scale Mining Licence	8235	98
		7075 - HQ - LML	Large Scale Mining Licence		
		7076 - HQ - LML	Large Scale Mining Licence		
		102099 - HQ - MPL	Large Scale Mining Licence		
FIRST QUANTUM MINING AND OPERATIONS LTD-BM M S	1000003610011	7060-HQ-LML	Mining Operating Permit	3357	217
MOPANI COPPER MINES PLC	1001630233	7625-HQ-LML	Large Scale Mining Licence	7883	92
		7073-HQ-LML	Large Scale Mining Licence		
LUMWANA MINING COMPANY LIMITED	1001828755	LML49	Large Scale Mining Licence	1470	136
CHIBULUMA MINES PLC	1001663731	7064-HQ-LML	Large Scale Mining Licence	615	0
		7065-HQ-LML	Large Scale Mining Licence		
LAFARGE CEMENT ZAMBIA PLC	n/r	n/r	n/r	n/r	n/r
NFC AFRICA MINING PLC	1001604906	7069-HQ-LML	Large Scale Mining Licence	1125	67
KAGEM MINING LIMITED	10000012955808	14105-HQ-LGM	Large scale Gemstone mining	485	46
		8404-HQ-LML	Large Scale Mining Licence		
CNMC LUANSHYA COPPER MINES PLC	1001591709	8396-HQ-LML	Large Scale Mining Licence	2811	94
		8395-HQ-LML	Large Scale Mining Licence		
		8394-HQ-LML	Large Scale Mining Licence		
		8392-HQ-LML	Large Scale Mining Licence		
		8393-HQ-LML	Large Scale Mining Licence		
		8097-HQ-LML	Large Scale Mining Licence		
ZAMBEZI PORTLAND CEMENT LIMITED	n/s	n/s	n/s	n/s	n/s
LIONS GROUP QUARRIES LIMITED	1001870755	n/r	Small Scale Mining Licence	126	11
SCIROCCO ENTERPRISES LIMITED	1001722079	7294-HQ-SML	Small Scale Mining Licence	830	30

Company	TIN	Licence Reference	Licence Type	Employment	
				Domestic	Foreign
LUBAMBE COPPER MINE LIMITED	1001582192	7061-HQ-LML	Large Scale Mining Licence	892	30
CHAMBISHI METALS PLC	1001657479	101976/MPL	Operating permit	784	6
SINO-METALS LEACH ZAMBIA LTD	1001784618	101973-HQ-MPL	Mineral Processing	369	42
NDOLA LIME COMPANY LIMITED	10000000005311	281 53 7045-HQ-LML	PROSPECTING INCORPORATION LARGE SCALE MINING	443	0
MAAMBA COLLIERIES LIMITED	1001594184	7058HQ LML	Large Scale Mining Licence	214	15
SAN HE (ZAMBIA) LIMITED	1001784228	8373-HQ-SML 8164-HQ-SML	Small Scale Mining Licence Small Scale Mining Licence	515	21
SABLE ZINC KABWE LIMITED	1001731662	n/r	n/r	150	0
ALBIDON ZAMBIA LIMITED	1001635991	8353-HQ-LML	Large Scale Mining Licence	258	0
KALUMBILA MINERALS LIMITED	1001862964	15868 HQ - LML 15869 HQ - LML 15870 HQ - LML 15871 HQ - LML 15872 HQ - LML	Large Scale Mining Licence Large Scale Mining Licence Large Scale Mining Licence Large Scale Mining Licence Large Scale Mining Licence	1172	36
GRIZZLY MINING LIMITED	1001644303	14532-HQ-LSGL	Large Scale Mining Licence	396	33
DOLOMITE AGGREGATES LIMITED	1001789244	19456-HQ-LML	Large Scale Mining Licence	200	11
UNIVERSAL MINING & CHEMICAL INDUSTRIES LIMITED	1001767200	13700-HQ-LML 55 LML 66 87 - 21-HQ-SML 8092-HQ-SML	Large Scale Mining Licence Large Scale Mining Licence Large Scale Mining Licence Large Scale Mining Licence	458	120
CHAMBISHI COPPER SMELTER LIMITED	1001828755	8089-HQ-LML 9000-HQ-LML 9001-HQ-LML 9002-HQ-LML	Large Scale Mining Licence Large Scale Mining Licence Large Scale Mining Licence Large Scale Mining Licence	1751	142

Company	TIN	Licence Reference	Licence Type	Employment	
				Domestic	Foreign
		9003-HQ-LML	Large Scale Mining Licence		
		9004-HQ-LML	Large Scale Mining Licence		
DENISON MINES ZAMBIA LIMITED	1001794912	13880	Large Scale Mining Licence	58	0
		13881	Large Scale Mining Licence		
BHP BILLITON WORLD EXPLORATION INC	100000564404	n/r	n/r	0	0
ZAMBIAN NONFERROUS METALS EXPLORATION & CON CO LTD	1001894456	n/r	n/r	800	150
ZCCM-IH	n/r	n/r	n/r	n/r	n/r

n/r: Information not reported in the reporting template

n/s: Reporting template not submitted

Company	Public listed company/ subsidiary of a public listed company	Shareholder(s)	Beneficial ownership informations (for entity holding a total of 50% or more of the equity shares)
KANSANSHI MINING PLC	Yes	<ul style="list-style-type: none"> • First Quantum Minerals FQM (80%) - Private entity • ZCCM-IH (20%) - State owned company 	FQM : First Quantum's common shares are listed for trading on the Toronto Stock Exchange in Canada and the London Stock Exchange in the United Kingdom(*)
KaONKOLA COPPER MINES PLC	É	<ul style="list-style-type: none"> • Vedanta Resources (79.42%) - Private entity • ZCCM-IH (20.58%) - State owned company 	Vedanta Resources is listed on the London Stock Exchange and is a constituent of the FTSE 250 Index(*)
FIRST QUANTUM MINING AND OPERATIONS LTD-BM M S	No	<ul style="list-style-type: none"> • Cover Investments Ltd (99,98%) - Private entity • Kwalela M Lamaswala (0,02%) 	Not submitted
MOPANI COPPER MINES PLC	Yes	<ul style="list-style-type: none"> • First Quantum Minerals FQM (73,1%) - Private entity • Glencore Xstrata (16,9%) - Private entity • ZCCM-IH (10%) - State owned company 	FQM : First Quantum's common shares are listed for trading on the Toronto Stock Exchange in Canada and the London Stock Exchange in the United Kingdom (*)
LUMWANA MINING COMPANY LIMITED	No	<ul style="list-style-type: none"> • Equinox Africa Ltd (100%)-- Private entity 	Not submitted
CHIBULUMA MINES PLC	Yes	<ul style="list-style-type: none"> • Metorex (Pty) Limited (85%) - Private entity • ZCCM-IH (15%) - State owned company 	Metorex (Pty) Limited is a wholly owned subsidiary of the Jinchuan Group since January 2012. In November 2013, Metorex (Pty) Limited was incorporated into Jinchuan Group International Resources Co Ltd, a Jinchuan subsidiary listed on the Hong Kong Stock Exchange.(*)
LAFARGE CEMENT ZAMBIA PLC	Yes	LAFARGE CEMENT ZAMBIA is a Public Listed Company in Lusaka Stock Exchange	n/a
NFC AFRICA MINING PLC	Yes	<ul style="list-style-type: none"> • CNMC Group (85%) - Private entity • ZCCM-IH (15%) - State owned company 	CNMC is a large-scale central enterprise under the management of the State-owned Assets Supervision and Administration Commission of the State Council in China. The company is listed on the Hong Kong Stock Exchange since 2005 (*)
KAGEM MINING LIMITED	Yes	<ul style="list-style-type: none"> • GEMFIELDS (75%) - Private entity • KAGEM MINING LIMITED (25%) - Private entity 	GEMFIELDS is traded on the London Stock Exchange Alternative Investment Market
CNMC LUANSHYA COPPER MINES PLC	Yes	<ul style="list-style-type: none"> • CNMC Group (85%) - Private entity (*) • ZCCM-IH (15%) - State owned company (*) 	CNMC is a large-scale central enterprise under the management of the State-owned Assets Supervision and Administration Commission of the State Council in China. The company is listed on the Hong Kong Stock Exchange since 2005 (*)

Company	Public listed company/ subsidiary of a public listed company	Shareholder(s)	Beneficial ownership informations (for entity holding a total of 50% or more of the equity shares)
ZAMBEZI PORTLAND CEMENT LIMITED	n/s	n/s	n/s
LIONS GROUP QUARRIES LIMITED	No	Greyvale Overseas LTD (BVI) (80%) - Private entity • Bassam Nayef Karnib (15,1%) - natural person Amal Mehieddien Taha (4,9%) – natural person	n/r
SCIROCCO ENTERPRISES LIMITED	n/r	n/r	n/r
LUBAMBE COPPER MINE LIMITED	No	• Konnoco (B) Inc (80%) - Private entity • ZCCM-IH (20%) - State owned company	n/r
CHAMBISHI METALS PLC	No	• ENRC (90%) - Private entity • ZCCM-IH (10%) - State owned company	ENRCleft London Stock Exchange on 25 November 2013 and became private. Data not submitted on the beneficial ownership.
SINO-METALS LEACH ZAMBIA LTD	Yes	• China Nonferrous Mining Corporation Ltd – CNMC (55%) - Private entity • Non Ferrous Copperation Africa Mining PLC (15%) - Private entity • Hainan Sino-Africa Mining Investment Co., Ltd (30%) - Private entity	CNMC is a large-scale central enterprise under the management of the State-owned Assets Supervision and Administration Commission of the State Council in China. The company is listed on n the Hong Kong Stock Exchange since 2005 (*)
NDOLA LIME COMPANY LIMITED	Yes	• ZCCM-IH (100%) - State owned company	ZCCM Investments Holdings Plc (ZCCM-IH) is quoted on the Lusaka, London, and Euronext Stock Exchanges (*) n/r
MAAMBA COLLIERIES LIMITED	Yes	• Nava Bharat(Singapore) Pte Ltd (65%) - Private entity • ZCCM-IH (35%) - State owned company	n/r
SAN HE (ZAMBIA) LIMITED	n/r	n/r	n/r
SABLE ZINC KABWE LIMITED	No	• Finges Investments BV (99%) - Private entity • Glencore Investments BV (1%) - Private entity	n/r
ALBIDON ZAMBIA LIMITED	Yes	• ALBIDON LIMITED (100%) - Private entity	Albidon limited is is an Australia-based company. The company is listed on the Australian Stock Exchange (*) FQM : First Quantum's common shares are listed for trading on the Toronto Stock Exchange in Canada and the London Stock Exchange in the United Kingdom (*)
KALUMBILA MINERALS LIMITED	Yes	• First Quantum Minerals FQM (80%) (100%) - Private entity	n/r
GRIZZLY MINING LIMITED	n/r	n/r	n/r
DOLOMITE AGGREGATES LIMITED	n/r	n/r	n/r
UNIVERSAL MINING & CHEMICAL INDUSTRIES LIMITED	n/r	n/r	n/r

Company	Public listed company/ subsidiary of a public listed company	Shareholder(s)	Beneficial ownership informations (for entity holding a total of 50% or more of the equity shares)
CHAMBISHI COPPER SMELTER LIMITED	n/r	n/r	n/r
DENISON MINES ZAMBIA LIMITED	n/r	n/r	n/r
BHP BILLITON WORLD EXPLORATION INC	No	BHP BILLITON Canada Inc (100%)	n/r
ZAMBIAN NONFERROUS METALS EXPLORATION & CON CO LTD	No	<ul style="list-style-type: none"> • Sinomine resources exploration company ltd (98%) - Private entity • Sinomine resources exploration company (HK)ltd (2%) - Private entity 	n/r
ZCCM-IH	Yes	GRZ : 87.6% Private investors : 12.4%	n/a

n/r: Information not reported in the reporting template

n/s: Reporting template not submitted

n/a : not applicable

(*) Data collected from the company website

Annex 4: List of Oil and Gas companies

NUMBER	NAME OF COMPANY	BLOCK GRANTED	LICENCE NUMBER	DATE OF GRANT	EXPIRY DATE
1	ZCCM-IH	1	PEL 012	23/06/2011	22.06.2015
	ZCCM-IH	4	PEL013	23/06/2011	22.06.2015
	ZCCM-IH	6	PEL014	23/06/2011	22.06.2015
	ZCCM-IH	10	PEL015	23/06/2011	22.06.2015
2	MINEX INT (Z) LTD	27	PEL017	14/09/2011	13.09.2015
3	PETRODEL RESOURCES	17	PEL005	25/03/2011	24.03.2015
4	RAPID AFRICAN ENERGY	31	PEL007	13/05/2011	13.05.2015
5	TERRALINNA (Z) LTD	24	PEL009	23/06/2011	22.06.2015
	TERRALINNA (Z) LTD	38	PEL010	23/06/2012	22.06.2015
6	FRONTIER RESOURCES INTERNATIONAL/METPROSOL	34	PEL004	25/03/2011	24.03.2015
7	MAJETU LIMITED	13	PEL006	20/04/2011	19.04.2015
8	MAFULA ENERGY LIMITED	32	PEL008	30/06/2011	29.06.2015
9	GAPEX RESOURCES LIMITED	7	PEL011	23/06/2011	22.06.2015
10	EXILE RESOURCES	26	PEL003	06/04/2011	03.06.2015
11	CHAT MILLING	5	PEL016	30/06/2011	29.06.2015
12	BAROTSE PETROLEUM COMPANY	20	PEL001	01/11/2011	10.01.2015
	BAROTSE PETROLEUM COMPANY	21	PEL002	01/11/2011	10.01.2015
13	SOGECOA	39	PEL 022	02.12.2013	01.12.2017
	SOGECOA	43	PEL 021	02.12.2013	01.12.2017
14	BOWLEVEN OIL AND GAS	25	PEL 018	02.12.2013	01.12.2017
	BOWLEVEN OIL AND GAS	28	PEL 019	02.12.2013	01.12.2017
	BOWLEVEN OIL AND GAS	29	PEL 020	02.12.2013	01.12.2017
15	RIFT PETROLEUM	40	PEL 025	02.12.2013	01.12.2017
	RIFT PETROLEUM	41	PEL 024	02.12.2013	01.12.2017
16	SURESTREAM	42	PEL 026	02.12.2013	01.12.2017

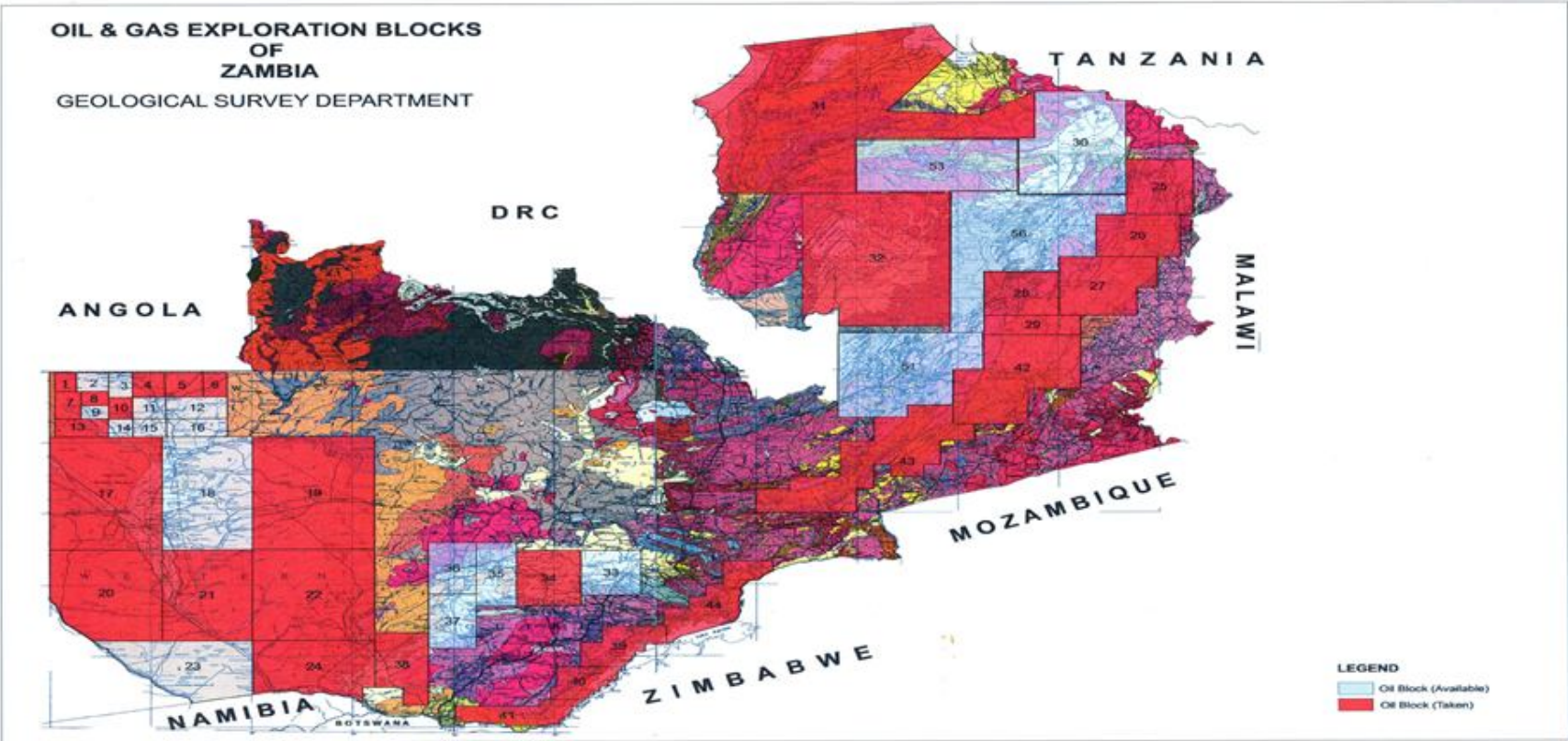
Annex 5: Evaluation Criteria for Bids for Petroleum Exploration Licence²⁷

	Evaluation Criteria	Maximum score (%)
1	Pre-Qualification Documentation Photocopy of registration card/certificate of incorporation/original power of attorney/original proof of data package purchase	-
2	a) Report on execution of past operation N.B. 0 years – 0%, 1 to 5 years – 5%, 5 to 10 years – 7% and Above 10 years – 10%	10
	b) Programme for employment and training of Zambians i) Employment: <ul style="list-style-type: none"> • Zambian in Senior Management • University Degree • More than five (05) Zambians ii) Training <ul style="list-style-type: none"> • Plan for professional training • Plan for skills training 	1 1 1 1 1
	c) Programme to support local business development (amount spent locally) N.B. One point awarded for each US\$100,000 per annum up to a maximum of five points	5
3	Particulars of technical qualifications and industrial experience of applicant and key employees a) Company/applicant <i>N.B. Petroleum exploration experience – 5%, General exploration experience – 3%, and No exploration experience – 0%</i> b) Qualification and experience of key staff <ul style="list-style-type: none"> • Any Zambians listed as key staff • Highest relevant academic qualification (PhD degree – 5%, Master’s degree – 4%, Bachelors’ degree – 3%, Diploma – 2%, Certificate – 1%) • Relevant experience (10 years – 5%, 8 years – 4%, 6 years – 3%, 4 years – 2%, 2 years – 1%, 0 years – 0%) N.B. One point for every two years of experience.	5 5 5 5
4	a) Financial resources available per annum (>US\$200m – 5%, US\$150m to US\$200m – 4%, US\$100m to US\$150m – 3%, US\$50m to US\$100m – 2%, US\$20m to US\$50m – 1%, <US\$20m – 0%) b) Financial guarantees c) Projected cash flow statement for four years d) Documentary support of resources to support cash flow statement e) Evidence of available capital f) Evidence of available credit facilities	5 1 1 1 1 1
5	Audited financial statements and annual report for the last three years N.B. Three years – 5%, Two years – 3%, One year – 1%, and 0 year – 0%	5

²⁷ Bidding document for Petroleum Exploration Licences for (31) Blocks in Lupala, Northern, North-Western, Western, Eastern, and Southern Provinces of Zambia.

	Evaluation Criteria	Maximum score (%)
6	<p>Proposed programme of exploration operations and the estimated cost</p> <p>a) Exploration phases and activities</p> <ul style="list-style-type: none"> • Desktop study • Aerial/ground survey • Exploratory drilling • Evaluation and appraisal • Feasibility study <p>b) Exploration programme costs</p> <ul style="list-style-type: none"> • Desktop study (<10% of total cost – 2%) • Aerial/ground survey (less than or equal to 30% % of total cost – 4%) • Exploratory drilling (less than or equal to 30% % of total cost – 3%) • Evaluation and appraisal (less than or equal to 30% % of total cost – 4%) • Feasibility study (> 10% of total cost - 2%) <p><i>N.B. Desktop study – 2% if less than 10% of total exploration cost, Aerial and/or ground survey – 5% if 50% or more of total exploration cost, Exploratory drilling – 5% if 40% or more of total exploration cost, and Feasibility study – 3% if equal to or greater than 10% or more of total exploration cost</i></p>	<p>3</p> <p>5</p> <p>5</p> <p>5</p> <p>2</p> <p>2</p> <p>4</p> <p>3</p> <p>4</p> <p>4</p> <p>2</p>
7	<p>Environmental Impact Assessment</p> <p>a) Identification of anticipated impacts</p> <p>b) Proposed mitigation measures</p> <p>c) Timeline for submission of the Strategic Environmental Assessment report to the Zambia Environmental Management Agency (ZEMA) – Within twelve months from date of grant of licence</p>	<p>3</p> <p>3</p> <p>4</p>
	TOTAL	100%

Annex 6: Oil and Gas Exploration Blocks of Zambia²⁸



²⁸ Geological Survey Department, MMEWD

Annex 7: List of Mining Rights (MMEWD)

Code	Parties	Type	Resources	Status	Grant Date	Expiry Date	Official Area Value	Area Unit	Map Reference
6990-HQ-LML	Enviro Processing Limited (100%)	LML	Cu, Mn, Pb, Zn	Active	01/11/1996	31/10/2021	573.13	ha	Central, Kabwe
7030-HQ-SGL	Jamii Investments Ltd (100%)	SGL	TML	Active	12/01/2000	02/12/2019	156.92	ha	Eastern, Lundazi
7041-HQ-SML	Mindeco Small Mines Limited (100%)	SML	DOL, LST, MBL	Active	09/12/1997	29/12/2019	32.98	ha	Lusaka, Lusaka, Muchinga South Quarries
7045-HQ-LML	Ndola Lime Company Limited (100%)	LML		Active	20/01/1997	19/01/2022	670.17	ha	Copperbelt, Masaiti, Ndola
7057-HQ-LML	Kansanshi Mining Plc (100%)	LML	Ag, Au, Co, Cu, S, Se, Te	Active	07/03/1997	06/03/2022	21,655.22	ha	North Western, Solwezi
7058-HQ-LML	Maamba Colerries Limited (100%)	LML	COA	Active	06/05/1997	05/05/2022	2,664.15	ha	Southern, Sinazongwe
7060-HQ-LML	First Quantum Mining and Operations Limited (100%)	LML		Active	06/05/1997	12/05/2017	5,500.29	ha	Copperbelt, Masaiti, Ndola
7061-HQ-LML	Lubambe Copper Mine Limited (100%)	LML	Co, Cu	Active	29/04/2008	28/04/2033	22,807.37	ha	Copperbelt, Chililabombwe
7064-HQ-LML	Chibuluma Mines Plc (100%)	LML	Cu	Active	06/10/1997	05/10/2022	4,895.12	ha	Copperbelt, Kalulushi
7065-HQ-LML	Chibuluma Mines Plc (100%)	LML		Active	06/10/1997	05/10/2022	1,119.99	ha	Copperbelt, Lufwanyama
7068-HQ-LML	NFC Africa Mining Plc (100%)	LML	Mo, Sb, SIL	Application Withdrawn	29/06/1998	28/06/2023	5,193.75	ha	Copperbelt, Chingola, Kalulushi, Kitwe, Mufulira
7069-HQ-LML	NFC Africa Mining Plc (100%)	LML		Active	29/06/1998	28/06/2023	10,760.11	ha	Copperbelt, Chingola, Kalulushi, Kitwe, Mufulira
7070-HQ-LML	NFC Africa Mining Plc (100%)	LML		Application Withdrawn	29/06/1998	28/06/2023	96.81	ha	Copperbelt, Chingola
7071-HQ-LML	Nkana Alloy Smelting Company Limited (100%)	LML	Au, Co, Cu, U	Active	08/09/1998	07/09/2023	70.04	ha	Copperbelt, Kitwe
7073-HQ-LML	Mopani Copper Mines Plc (100%)	LML	Cu	Active	31/03/2000	30/03/2025	20,234.12	ha	Copperbelt, Mufulira
7074-HQ-LML	Konkola Copper Mines Plc (100%)	LML		Active	31/03/2000	30/03/2025	962.51	ha	Central, Mumbwa
7075-HQ-LML	Konkola Copper Mines Plc (100%)	LML	Ag, Au, Co, Cu, Se	Active	31/03/2000	30/03/2025	11,471.13	ha	Copperbelt, Chililabombwe, Chingola
7076-HQ-LML	Konkola Copper Mines Plc (100%)	LML	Ag, Au, Co, Cu, S, Se, Te	Active	31/03/2000	30/03/2025	7,183.23	ha	Copperbelt, Chililabombwe
7096-HQ-SGL	Norodom Mines Limited (100%)	SGL	EM	Active	13/02/1997	12/02/2017	12.88	ha	Copperbelt, Lufwanyama
7141-HQ-SGL	Marumo Gem Merchants Limited (100%)	SGL	Be3Al2(SiO3)6	Active	01/04/1997	31/03/2017	36.31	ha	Lusaka, Chongwe
7164-HQ-SGL	Jace Enterprises Limited (100%)	SGL	AMT	Active	15/05/1997	14/05/2017	108.44	ha	Southern, Kalomo
7174-HQ-SML	Maamba Colerries Limited (100%)	SML	PYR	Active	06/05/1997	05/05/2017	92.28	ha	Central, Mumbwa

Code	Parties	Type	Resources	Status	Grant Date	Expiry Date	Official Area Value	Area Unit	Map Reference
7224-HQ-SML	REP Mines Limited (100%)	SML	Au, Co, Cu	Active	23/07/1997	22/07/2017	245.48	ha	Luapula, Mwense
7235-HQ-SML	Yu Wang Ping (0%)	SML	LST	Active	08/04/1997	12/08/2017	82.43	ha	Lusaka, Kafue, Lusaka
7294-HQ-SML	Sciocco Enterprises Limited (100%)	SML	LST	Active	13/10/1997	12/10/2017	398.86	ha	Lusaka, Kafue
7312-HQ-SML	Crushed Stone Sales Limited (100%)	SML	LST	Active	24/04/1997	23/04/2017	42.88	ha	Lusaka, Lusaka
7313-HQ-SML	Crushed Stone Sales Limited (100%)	SML	TLC	Active	24/04/1997	28/09/2017	32.99	ha	Lusaka, Lusaka
7314-HQ-SML	Crushed Stone Sales Limited (100%)	SML	LST	Active	24/04/1997	21/05/2017	118.68	ha	Lusaka, Kafue
7315-HQ-SML	Crushed Stone Sales Limited (100%)	SML	STN	Active	24/04/1997	23/04/2021	39.57	ha	Lusaka, Kafue
7325-HQ-SML	Lusaka Quarry & Rock Blasting Limited (100%)	SML	MBL	Active	09/12/1997	08/12/2017	260.48	ha	Lusaka, Kafue, Shantumbu
7326-HQ-SGL	Bwisa Mines limited (100%)	SGL	Be3Al2(SiO3)6, EM	Active	12/12/1997	11/12/2017	41.40	ha	Copperbelt, Lufwanyama
7327-HQ-SML	Bangweulu Batteries Limited (100%)	SML	Mn	Active	12/09/1997	11/09/2017	241.92	ha	Luapula, Mansa
7336-HQ-SGL	Abar International Investments Limited (100%)	SGL	GAR	Active	02/12/2009	01/12/2019	117.08	ha	Eastern, Chama
7343-HQ-SGL	Nkana General Delalers Ltd (100%)	SGL	Be3Al2(SiO3)6, EM	Active	20/01/1998	19/01/2018	49.06	ha	Copperbelt, Lufwanyama
7345-HQ-SGL	Mapelo Gemstone Export Co. Limited (100%)	SGL	GAR	Active	28/05/2009	27/05/2019	60.20	ha	Eastern, Chama
7347-HQ-SML	GTM Stone Limited (100%)	SML	MBL	Active	21/03/2011	20/03/2021	235.85	ha	Lusaka, Kafue
7348-HQ-SML	GTM Stone Limited (100%)	SML	MBL	Active	14/01/1998	28/09/2017	531.11	ha	Lusaka, Kafue
7359-HQ-SML	Chilanga Cement Limited (100%)	SML	LST	Active	20/01/1998	23/06/2018	193.39	ha	Copperbelt, Ndola
7363-HQ-SML	Chilanga Cement Limited (100%)	SML	LST	Active	20/01/1998	28/09/2017	140.03	ha	Copperbelt, Ndola
7408-HQ-SGL	Dabwisa Mining Co-operative Society Limited (100%)	SGL	Be3Al2(SiO3)6, EM, TML	Pending Renewal	21/01/1998	20/01/2008	83.82	ha	Copperbelt, Lufwanyama
7429	Fitole Gem Mines Limited (100%)	SGL	EM	Active	28/04/2008	27/04/2018	74.91	ha	Copperbelt, Lufwanyama
7438-HQ-SGL	Emmanuel J. Chanda (100%)	SGL	AMT	Pending Renewal	14/05/1998	13/05/2008	152.22	ha	Central, Mumbwa
7476-HQ-SML	Mkushi River Motels (100%)	SML	STN	Active	20/02/2003	19/02/2013	46.60	ha	Central, Mkushi, Mkushi River
7515-HQ-SGL	Precious Transparency Limited (100%)	SGL	AQM, TML	Active	30/11/1998	29/11/2018	76.47	ha	Central, Mkushi
7526-HQ-SML	Phesto Ndololo Musonda (100%)	SML	STN	Active	15/04/2003	14/04/2013	180.00	ha	Copperbelt, Ndola
7537-HQ-SML	J.W.J Botha (100%)	SML	Ag, Au, Co, Cu	Active	20/07/1999	19/07/2019	396.80	ha	Central, Mumbwa
7593-HQ-SML	Match Corporation Limited (100%)	SML	Cu	Active	20/09/1999	19/09/2019	149.98	ha	Copperbelt, Luanshya

Code	Parties	Type	Resources	Status	Grant Date	Expiry Date	Official Area Value	Area Unit	Map Reference
7617-HQ-SML	Summersky Zambia Limited (100%)	SML	MBL	Active	30/11/1999	29/11/2019	161.85	ha	Central, Chibombo
7624-HQ-LML	Muliashi Minerals and Metals Limited (100%)	LML	Co, Cu	Terminated	28/03/2000	27/03/2025	41.18	km ²	Copperbelt, Luanshya
7625-HQ-LML	Mopani Copper Mines Plc (100%)	LML		Active	31/03/2005	30/03/2025	10,080.76	ha	Copperbelt, Kalulushi, Kitwe
7634-HQ-SML	Dolomite Aggregate Limited (100%)	SML	LST	Expired	25/04/2005	24/04/2020	214.40	ha	Lusaka, Kafue
7679-HQ-GML	Kabeya Bilolo Mining Ltd (100%)	SGL	AMT	Active	17/07/2000	16/07/2020	101.31	ha	Southern, Kalomo
7683-HQ-SML	Katima Stones Limited (100%)	SML	STN	Active	08/12/2000	07/12/2020	108.00	ha	Western, Sesheke
7695-HQ-SML	Sable Transport Limited (100%)	SML	STN	Active	28/09/2000	27/09/2020	392.93	ha	Eastern, Chama
7713-HQ-SML	Tongyi Lead and zinc Mining Zambia Limited (100%)	SML	Mn	Active	28/11/2000	28/09/2017	398.15	ha	Central, Kapiri Mposhi
7715-HQ-SML	Hi- Qualime Mining Limited (100%)	SML	LST	Active	29/11/2000	28/11/2020	392.91	ha	Central, Mkushi
7724-HQ-SML	Roads Development Agency (100%)	SML	GRT	Active	30/01/2001	29/01/2021	242.39	ha	Northern, Kasama
7729-HQ-SML	United Quarries Limited (100%)	SML	LST	Active	27/09/2013	26/09/2023	95.67	ha	Lusaka, Chongwe
7744-HQ-SML	Eastern Quarry Limited (100%)	SML	LST	Active	06/02/2001	05/02/2021	79.10	ha	Lusaka, Lusaka
7746-HQ-SML	Sable Transport Limited (100%)	SML	STN	Active	26/02/2001	25/02/2021	398.67	ha	Eastern, Chipata
7799-HQ-SML	Hume Stone Limited (100%)	SML	Cu	Expired	17/08/2001	16/08/2021	140.15	ha	Copperbelt, Mufulira
7803-HQ-SGL	Nazmul Mining Company Limited (100%)	SGL	GEM	Pending Renewal	24/08/2001	23/08/2011	150.24	ha	Eastern, Lundazi
7805-HQ-SGL	Fredrick E. Rumsey (100%)	SGL	AQM, EM	Pending Renewal	27/08/2001	26/08/2011	463.61	ha	Eastern, Chama
7824-HQ-SML	Zamphos Mineral Resources Limited (100%)	SML	P	Pending Renewal	20/09/2001	19/09/2011	461.88	ha	Eastern, Nyimba
7828-HQ-SML	Bilonda Mining Limited (100%)	SML	Cu, Cu ₂ CO ₃ (OH) ₂	Active	17/09/2012	16/09/2022	251.43	ha	Central, Mumbwa
7830-HQ-SML	Lezmin Business Enterprises International (Z) Ltd (100%)	SML	COA	Pending Renewal	10/05/2001	09/05/2010	525.68	ha	Southern, Sinazongwe
7854-HQ-SML	Kamwachi General dealers (100%)	SGL	LST	Active	20/12/2001	19/12/2021	53.33	ha	Copperbelt, Luanshya
7857-HQ-SML	Chicha Enterprises (100%)	SML	STN1	Active	12/04/2002	11/04/2017	19.79	ha	Lusaka, Kafue, Shantumbu
7883-HQ-SML	Sable Transport Limited (100%)	SML	Na	Active	13/03/2003	12/03/2013	570.66	ha	Eastern, Chadiza
7926-HQ-SML	Citadel Minerals Limited (100%)	SML		Active	14/06/2002	28/09/2017	384.62	ha	Copperbelt, Luanshya
7927-HQ-SGL	Muamba and company (100%)	SGL	AQM, TML	Pending Renewal	17/07/2002	16/07/2007	43.24	ha	Central, Mkushi
7937-HQ-SML	Sable Transport Limited (100%)	SML	GRT	Pending Renewal	21/08/2002	20/08/2007	441.68	ha	Northern, Luwingu
7956-HQ-SML	Gilcon Zambia Limited (100%)	SML	GRT	Expired	06/11/2002	28/09/2017	395.34	ha	Lusaka, Kafue

Code	Parties	Type	Resources	Status	Grant Date	Expiry Date	Official Area Value	Area Unit	Map Reference
7959-HQ-SML	Benedict Chileshe (100%)	SML	GRT	Pending Renewal	11/11/2002	10/11/2007	293.90	ha	Copperbelt, Chililabombwe
7960-HQ-LPL	Zambezi Gas Limited (100%)	PL	COA, U	Pending Renewal	13/11/2002	28/10/2011	37,168.82	ha	Southern, Sinazongwe
7963-HQ-SML	Collum Coal Mining Industries Limited (100%)	SML	COA	Pending Renewal	26/11/2002	25/11/2007	362.29	ha	Southern, Sinazongwe
7964-HQ-SML	Zambezi Natural Stone Company Limited (100%)	SML	STN2	Active	27/11/2007	26/11/2017	400.48	ha	Southern, Siavonga
7970-HQ-SGL	Boston Kapala Mutondo (100%)	SGL	EM	Active	07/01/2003	06/01/2018	99.64	ha	Central, Kapiri Mposhi
7972-HQ-SML	Marc Kalembe (100%)	SML	SDG	Pending Renewal	01/08/2003	31/07/2008	484.48	ha	North Western, Solwezi
7974-HQ-SML	KB and K Gold Limited (100%)	SML	Ag, Au, Zn	Active	23/06/2011	22/06/2021	397.36	ha	Central, Kapiri Mposhi
7982-HQ-SGL	Winter Libbohohole (100%)	SGL	AQM, TML	Active	21/01/2003	20/01/2017	309.36	ha	Central, Mkushi
8000-HQ-SML	Lusinde Investments Limited (100%)	SML	DIT	Active	03/04/2003	02/04/2023	155.31	ha	Western, Mongu
8001-HQ-SML	Hetro Mining and Ore Dealers Limited (100%)	SML	Cu	Expired	04/02/2003	28/09/2017	735.69	ha	North Western, Kasempa
8002-HQ-SML	Jeff Alexander International Ltd (100%)	SML	Cu	Active	21/03/2003	20/03/2013	409.21	ha	North Western, Mufumbwe
8003-HQ-SML	A and A Allied Investments Limited (100%)	SML	Cu	Active	21/03/2003	20/03/2013	483.03	ha	North Western, Mufumbwe
8004-HQ-SML	Peter Nkonkomalimba (100%)	SML	Cu	Active	21/03/2003	20/03/2013	334.81	ha	North Western, Mwinilunga
8005-HQ-SGL	Kabuswe Chibesakunda (100%)	SGL	EM	Active	21/03/2003	20/03/2018	120.94	ha	Eastern, Chama
8012-HQ-SML	Yangts Jiang Enterprises Limited (100%)	SML	LST	Active	14/05/2003	13/05/2013	257.28	ha	Lusaka, Lusaka
8013-HQ-SML	Kalulushi Clay Bricks (100%)	SML	CLY	Active	22/04/2003	21/04/2019	453.64	ha	Copperbelt, Kalulushi
8020-HQ-SML	Collum Coal Mining Industries Limited (100%)	SML	COA	Expired	07/05/2003	06/05/2013	503.25	ha	Southern, Sinazongwe
8023-HQ-SML	Starfield Minerals Limited (100%)	SML	Ta	Active	20/05/2003	28/09/2017	392.12	ha	Southern, Choma
8024-HQ-SML	Turtle Agro Mining Limited (100%)	SML	STN	Active	18/03/2003	14/08/2018	42.68	ha	Southern, Mazabuka
8030-HQ-SML	Faurie Mining (100%)	SML	Au	Pending Renewal	12/05/2003	11/05/2013	492.97	ha	Lusaka, Chongwe
8031-HQ-SML	Sharma Brothers International Limited (100%)	SML		Active	22/05/2003	28/09/2017	479.75	ha	North Western, Mufumbwe
8037-HQ-SML	Mil Construction Limited (100%)	SML	MS	Active	06/01/2003	05/06/2014	6.68	ha	Copperbelt, Kitwe
8043-HQ-SML	Mutelo Sipaka (100%)	SML		Active	26/06/2003	28/09/2017	283.71	ha	Copperbelt, Chingola, Chingola
8048-HQ-SML	Prime Marble Ltd (100%)	SML	LST	Active	28/07/2003	27/07/2018	138.49	ha	Lusaka, Lusaka
8049-HQ-SML	Prime Marble Products (100%)	SML	GRT	Active	28/07/2003	27/07/2018	29.67	ha	Lusaka, Kafue

Code	Parties	Type	Resources	Status	Grant Date	Expiry Date	Official Area Value	Area Unit	Map Reference
8050-HQ-SML	Prime Marble Products (100%)	SML		Active	28/07/2003	27/07/2018	13.20	ha	Lusaka, Kafue
8051-HQ-SML	Prime Marble Ltd (100%)	SML	MBL	Active	28/07/2003	27/07/2018	49.45	ha	Lusaka, Kafue
8052-HQ-SML	Wang-Sheng Mining Company Limited (100%)	SML	Cu	Pending Transfer	19/08/2003	11/12/2018	262.25	ha	North Western, Mufumbwe
8055-HQ-SML	Mary Namwila (100%)	SML	Cu	Pending Transfer	25/08/2003	24/08/2018	332.91	ha	North Western, Solwezi
8057-HQ-SML	Dennis Chali Mwape (100%)	SML		Active	24/09/2004	23/09/2014	494.98	ha	Central, Chibombo
8058-HQ-SML	Montauk Mining & Minerals Limited (100%)	SML		Active	23/09/2003	05/10/2017	391.55	ha	North Western, Mufumbwe
8067-HQ-SML	ZAKOR Metals Ltd (100%)	SML	Cu ₂ CO ₃ (OH) ₂	Pending Transfer	15/09/2003	14/09/2018	29.98	ha	North Western, Kasempa
8074-HQ-LML	Luri Gold Mines Limited (100%)	LML	Au	Active	13/11/2003	12/11/2028	3,138.99	ha	Central, Mumbwa, Matala
8076-HQ-SML	Silverstone Quarries and Construction Ltd (100%)	SML	STN	Active	27/11/2003	26/11/2013	471.49	ha	Lusaka, Kafue
8087-HQ-SML	Mediterranean Mining Limited (100%)	SML	Au, Cu	Active	09/12/2003	30/09/2019	148.59	ha	Lusaka, Chongwe
8089-HQ-LML	Lumwana Mining Co. Limited (100%)	LML	Ag, Au, Co, Cu, S, U	Active	06/01/2004	05/01/2029	24,451.85	ha	North Western, Solwezi
8091-HQ-SML	Zambezi Natural Stone Company Limited (100%)	SML		Active	01/11/2004	31/10/2019	347.96	ha	Southern, Siavonga
8097-HQ-LML	CNMC Luanshya Copper Mines Plc (100%)	LML	Ag, Au, Bi, Co, Cu, Ni, Pb, SIL, U, Zn	Active	23/01/2004	22/01/2024	4,564.54	ha	Copperbelt, Luanshya
8104-HQ-SML	Chisin Mining Company Limited (100%)	SML		Active	05/11/2004	04/11/2019	333.72	ha	Eastern, Lundazi
8110-HQ-SGL	David Chitundu (100%)	SGL	EM	Active	05/03/2004	04/03/2014	1,567.37	ha	North Western, Mwinilunga
8113-HQ-SML	Munjili Mining and Logistics (100%)	SML	Co, Cu, Fe	Active	03/09/2004	02/09/2014	518.77	ha	Copperbelt, Mpongwe
8124-HQ-SGL	Jacob C. Chanika (100%)	SGL	AQM	Active	19/04/2004	18/04/2014	477.55	ha	Central, Mkushi
8133-HQ-SML	Kabulashinshi Mine Limited (100%)	SML		Active	03/06/2013	02/06/2023	244.21	ha	Lusaka, Chongwe
8137-HQ-SML	Costain Chilala (100%)	SML	SDG	Pending Renewal	30/04/2004	29/04/2009	471.70	ha	Central, Kapiri Mposhi
8161-HQ-SML	Pine works Limited (100%)	SML	LST	Active	07/04/2007	06/04/2017	494.77	ha	Lusaka, Kafue
8163-HQ-SML	Mosoza Mining Limited (100%)	SML	Cu	Active	06/08/2004	05/08/2014	399.14	ha	
8164-HQ-SML	Chiman Manufacturing Limited (100%)	SML	Mn	Active	03/09/2004	01/06/2019	540.11	ha	Central, Kapiri Mposhi
8166-HQ-SML	Zambezi Natural Stone Company Limited (100%)	SML		Active	06/10/2004	05/10/2019	3.84	km ²	Southern, Siavonga
8167-HQ-SML	Walltech Enterprises Limited (100%)	SML	LST	Active	11/10/2004	28/09/2017	49.49	ha	Lusaka, Kafue
8175-HQ-SML	M & L Mining and General Dealers Limited (100%)	SML	Cu	Active	07/05/2004	06/05/2014	106.17	ha	North Western, Kasempa

Code	Parties	Type	Resources	Status	Grant Date	Expiry Date	Official Area Value	Area Unit	Map Reference
8181-HQ-SML	Nguwo Industrial Mineral Products Limited (100%)	SML	TLC	Active	13/05/2003	28/09/2017	133.37	ha	Copperbelt, Ndola
8183-HQ-SML	Miku West Mining Limited (100%)	SML	Co, Cu	Active	23/07/2004	01/06/2015	390.75	ha	Copperbelt, Chililabombwe
8185-HQ-SML	Razak Ibrahim Kassam Abba (100%)	SML	Cu	Active	28/07/2004	27/07/2014	92.42	ha	Central, Mumbwa
8191-HQ-LPL	Kalambo Mining and Exploration Ltd (100%)	PL	Ag, Au, Bi	Active	17/01/2013	16/01/2015	3,895.90	ha	Central, Chibombo
8194-HQ-LPL	Sedgwick Resources Limited (100%)	PL	Ag, ASB, Au, BIT, Cu, Fe, Ni, Pb, REE, U, Zn	Active	30/08/2004	30/06/2014	83,106.87	ha	Copperbelt, Chingola; North Western, Solwezi
8198-HQ-LPL	Sedgwick Resources Limited (100%)	PL	Ag, As, Au, Bi, Co, Cu, Ni, Pb, PGM, REE, Sb, U, Zn	Active	03/09/2004	30/06/2014	46,597.55	ha	Central, Chibombo, Mumbwa
8199-HQ-LPL	Sedgwick Resources Limited (100%)	PL	Ag, ASB, Au, Bi, Co, Cu, Fe, Ni, Pb, REE, U, Zn	Active	03/09/2004	30/06/2014	38,575.08	ha	Central, Mumbwa; Southern, Itezhi Tezhi
8215-HQ-SML	Trans-Power World (Z) Limited (100%)	SML	Au	Active	17/11/2004	16/11/2014	677.85	ha	Central, Mkushi
8216-HQ-SML	Macrolink Resources (z)Limited (100%)	SML	Cu	Terminated	03/02/2004	02/02/2014	366.95	ha	Copperbelt, Ndola, Mwekera
8218-HQ-SML	Jake Mining Engineering Company Limited (100%)	SML	Cu	Active	02/12/2005	01/12/2015	469.23	ha	Lusaka, Luangwa
8219-HQ-SML	Kasemba Mining Ltd (100%)	SML	Cu	Active	12/01/2005	28/09/2017	439.10	ha	North Western, Kasempa
8222-HQ-SML	Donalds Investments Limited (100%)	SML	Cu	Application	21/01/2005	28/09/2017	330.24	ha	Copperbelt, Chingola
8228-HQ-SGL	William Nsokolo Sichula (100%)	SGL	AQM, TML	Active	13/01/2005	12/01/2025	182.40	ha	Central, Mkushi
8235-HQ-SGL	Mwenya Alfred Kambikambi (100%)	SGL	AMT, EM, TML	Active	18/03/2005	17/03/2020	239.61	ha	Copperbelt, Mpongwe
8245-HQ-LML	Changfa Resources Limited (100%)	LML	Ag, Au, Co, Cu, Fe, Pb, Sn, Zn	Active	06/10/2011	05/10/2036	2,184.22	ha	Copperbelt, Mufulira
8245-HQ-SML	North Western Plant Hire Limited (100%)	SML	Cu	Expired	18/05/2005	17/05/2020	390.75	ha	Copperbelt, Mufulira
8248-HQ-SML	Zamsort Limited (100%)	SML	Cu	Active	24/05/2005	23/05/2015	455.00	ha	North Western, Mwinilunga
8254-HQ-SML	Beanal Import, Export and General Merchants Lim (100%)	SML	Cu	Pending Renewal	06/06/2005	05/06/2010	40.02	ha	North Western, Kabompo, Mufumbwe
8264-HQ-LPL	Chirundu Joint Venture Zambia Limited (100%)	PL	DIA	Active	24/06/2007	23/06/2014	25,111.74	ha	Central, Mumbwa; Lusaka, Kafue, Lusaka; Southern, Choma, Gwembe, Kalomo, Zimba; Mazabuka, Mugoto; Monze, Siavonga, Sinazongwe
8265-HQ-LPL	Alfa Mines Limited (100%)	PL	Au, Co, Cu, Fe, Mn	Active	28/12/2012	27/12/2014	47,494.38	ha	Luapula, Mwense
8272-HQ-LPL	Katanga Resources Limited (100%)	PL	LST	Expired	31/07/2005	15/03/2013	10,763.37	ha	Copperbelt, Ndola, Musundu
8275-HQ-SML	Scirocco Enterprises Limited (100%)	SML	LST	Active	14/07/2005	26/04/2020	352.67	ha	Lusaka, Kafue

Code	Parties	Type	Resources	Status	Grant Date	Expiry Date	Official Area Value	Area Unit	Map Reference
8283-HQ-SML	Luapula Base Metals Limited (100%)	SML		Pending Renewal	08/07/2005	07/07/2010	470.15	ha	Luapula, Mansa
8292-HQ-LPL	L.M. Engineering Limited (100%)	PL		Pending Renewal	12/03/2005	11/03/2012	25,476.72	ha	North Western, Mwinilunga
8295-HQ-LPL	Kalambo Mining and Exploration ltd (100%)	PL	Ag, Au, Cu	Active	02/04/2013	01/04/2015	12,638.94	ha	Central, Mkushi
8297-HQ-SML	Tirumala Balaji Zambia Limited (100%)	SML	Fe, Mn, QTZ	Active	09/05/2005	08/05/2015	19.88	ha	Central, Kapiri Mposhi
8306-HQ-SGL	Talang Mining Co. Limited (100%)	SGL	QTZ	Pending Renewal	20/11/2005	19/11/2010	468.32	ha	Northern, Mpika
8310-HQ-SML	Kantobo Mining Company Limited (100%)	SML	Co, Cu	Active	30/11/2005	29/11/2020	149.48	ha	Copperbelt, Mpongwe
8311-HQ-SML	Kantobo Mining Company Limited (100%)	SML	Co, Cu	Active	30/11/2005	29/11/2020	508.20	ha	Copperbelt, Mpongwe
8313-HQ-SGL	Francis Talanki (100%)	SGL	AQM, EM, QTZ	Pending Renewal	20/12/2005	19/12/2010	485.02	ha	Northern, Mpika
8318-HQ-SML	Jiaxing Mining Zambia Limited (100%)	SML	Co, Cu, Zn	Active	01/09/2006	31/08/2016	26.50	ha	Central, Kabwe
8320-HQ-SML	Trade Buffalo Candles Zambia Limited (100%)	SML	Cu	Active	07/11/2007	06/11/2017	519.40	ha	Central, Mumbwa, Kakuyu
8321-HQ-SML	Bekango Mining Company Limited (100%)	SML	Ag, Au, Cu	Active	23/01/2006	22/01/2021	319.06	ha	Central, Chibombo, Kapiri Mposhi
8323-HQ-LML	Larfarge Cement Zambia Plc (100%)	LML	PYF	Active	24/01/2006	23/01/2031	39.55	ha	Lusaka, Kafue, Lusaka
8325-HQ-LML	Chilanga Cement Limited (100%)	LML	Fe, LST, PYF	Active	24/01/2006	23/01/2031	1,884.65	ha	Lusaka, Kafue
8329-HQ-SML	Phoenix Materials Limited (100%)	SML		Active	02/08/2006	01/08/2016	383.58	ha	Copperbelt, Kitwe
8330-HQ-SML	ZEBESHA MINING LIMITED (100%)	SML	Cu	Pending Renewal	26/07/2006	25/07/2011	335.13	ha	North Western, Mwinilunga
8332-HQ-SML	China Henan International Co-operation Group Ltd (100%)	SML	GRT	Active	17/02/2006	16/02/2016	3,782.19	ha	Southern, Siavonga
8335-HQ-SML	Ital Terrazzo Limited (100%)	SML	Au, Co, Cu	Active	03/08/2006	02/08/2016	1,022.97	ha	Copperbelt, Masaiti
8336-HQ-SML	Ital Terrazzo Limited (100%)	SML	Au, Co, Cu	Active	03/08/2006	02/08/2016	556.30	ha	Copperbelt, Masaiti
8337-HQ-SML	Ital Terrazzo Limited (100%)	SML	Au, Co, Cu	Active	07/11/2007	06/11/2017	1,445.43	ha	Copperbelt, Masaiti
8339-HQ-SGL	Masiye Kabuswe (100%)	SGL	EM, QTZ	Active	23/03/2006	22/03/2016	149.54	ha	Copperbelt, Mpongwe
8342-HQ-SML	Central Africa Mining Limited (100%)	SML	Au, Co, Cu	Pending Transfer	04/08/2006	03/08/2016	521.28	ha	Luapula, Chiengi
8343-HQ-SML	Central Africa Mining Limited (100%)	SML	Ag, Au, Co, Cu, Zn	Pending Transfer	04/07/2006	03/07/2016	233.45	ha	Luapula, Chiengi
8347-HQ-LPL	Kendormans Investments Limited (100%)	PL	Cu	Pending Renewal	19/04/2006	18/04/2008	61,642.66	ha	North Western, Solwezi
8349-HQ-SML	Hetro Mining and Ore Dealers Limited (100%)	SML	Cu ₂ CO ₃ (OH) ₂	Pending Renewal	27/04/2006	26/04/2016	830.75	ha	North Western, Mufumbwe

Code	Parties	Type	Resources	Status	Grant Date	Expiry Date	Official Area Value	Area Unit	Map Reference
8353-HQ-LML	Albidon Zambia Limited (100%)	LML		Active	15/05/2006	14/05/2031	23,869.03	ha	Southern, Mazabuka, Mugoto
8354-HQ-LML	Universal Mining and Chemical Industries Limite (100%)	LML	Au, Cu, Fe, Ni	Active	22/05/2006	21/05/2031	1,746.83	ha	Central, Mumbwa; Lusaka, Kafue
8360-HQ-SML	Coldhill Corporation Limited (100%)	SML	Cu	Active	15/06/2006	14/06/2016	439.07	ha	North Western, Kasempa
8363-HQ-SML	Zambezi Portland Cement Limited (100%)	SML	DOL	Active	08/02/2006	07/02/2016	396.80	ha	Copperbelt, Ndola, Mpata Hills
8364-HQ-SML	Zambezi Portland Cement Limited (100%)	SML	DOL, LST	Active	08/02/2006	07/02/2016	320.04	ha	Copperbelt, Ndola
8369-HQ-LPL	Geohydro Consulting Services Limited (100%)	PL	Co, Cu, Mn, Ni, Pb, U, Zn	Active	24/04/2013	23/04/2015	56,436.89	ha	Central, Mkushi; Eastern, Nyimba
8370-HQ-SML	Malcom Argente (100%)	SML	Cu	Active	28/07/2006	28/09/2017	398.02	ha	North Western, Mufumbwe
8371-HQ-SML	Emmanuel Chisala (100%)	SML	Co, Cu, Fe	Pending Renewal	31/08/2006	30/08/2016	487.44	ha	Luapula, Chiengi
8373-HQ-SML	Chiman Manufacturing Limited (100%)	SML	Mn	Active	09/02/2006	08/02/2016	420.78	ha	Central, Kapiri Mposhi
8376-HQ-SGL	Issa Iqbal (100%)	SGL		Active	26/09/2006	25/09/2016	254.92	ha	Eastern, Nyimba
8381-HQ-LPL	Victor Mutale (100%)	PL	Cu	Active	09/10/2006	08/10/2014	20,870.39	ha	North Western, Solwezi
8383-HQ-SML	Scirocco Enterprises Limited (100%)	SML	Ag, Au, Co, Cu	Active	10/11/2006	09/11/2016	392.76	ha	Lusaka, Chongwe
8385-HQ-SML	Medalise Mining and Exploration Limited (100%)	SML	Be3Al2(SiO3)6, Cu	Active	18/10/2006	17/10/2016	480.43	ha	Eastern, Lundazi
8386-HQ-SML	Medalise Mining and Exploration Limited (100%)	SML	Be3Al2(SiO3)6	Active	18/10/2006	17/10/2016	389.76	ha	Central, Serenje
8387-HQ-SML	Medalise Mining and Exploration Limited (100%)	SML	Cu	Active	18/10/2006	17/10/2016	280.26	ha	Eastern, Lundazi
8388-HQ-SML	Medalise Mining and Exploration Limited (100%)	SML		Active	18/10/2006	17/10/2016	480.36	ha	Eastern, Lundazi
8389-HQ-SML	Medalise Mining and Exploration Limited (100%)	SML		Active	18/10/2006	17/10/2016	481.10	ha	Eastern, Lundazi
8390-HQ-SML	Tikumbe Mining Company (100%)	SML	Cu	Active	17/08/2006	16/08/2016	66.73	ha	Copperbelt, Chingola
8391-HQ-SML	Hetro Mining and Ore Dealers Limited (100%)	SML	Cu2CO3(OH)2	Pending Transfer	18/10/2006	17/10/2016	73.11	ha	
8392 -HQ-LML	CNMC Luanshya Copper Mines Plc (100%)	LML	Co, Cu	Active	19/10/2006	18/10/2031	163.27	ha	Copperbelt, Luanshya
8392-HQ-LML	Spirit of the river (100%)	LML	DIA	Terminated	22/09/2006	21/09/2031	2,479,502.21	ha	North Western, Zambezi; Western, Kalabo, Lukulu, Mongu, Senanga, Shang'ombo
8393-HQ-LML	CNMC Luanshya Copper Mines Plc (100%)	LML	Co, Cu	Active	19/10/2006	18/10/2031	7,933.20	ha	Copperbelt, Luanshya
8394-HQ-LML	CNMC Luanshya Copper Mines Plc (100%)	LML	Co, Cu	Active	19/10/2006	18/10/2031	59.97	ha	Copperbelt, Luanshya
8395-HQ-LML	CNMC Luanshya Copper Mines Plc	LML	Co, Cu	Active	19/10/2006	18/10/2031	116.60	ha	Copperbelt, Luanshya

Code	Parties	Type	Resources	Status	Grant Date	Expiry Date	Official Area Value	Area Unit	Map Reference
	(100%)								
8396-HQ-LML	CNMC Luanshya Copper Mines Plc (100%)	LML	Co, Cu	Active	19/10/2006	18/10/2031	53.28	ha	Copperbelt, Luanshya
8400-HQ-LML	Teal Zambia Limited (100%)	LML	Ag, Au, Co, Cu, Ni, Pb, Se, Zn	Terminated	26/10/2006	25/10/2031	33,163.65	ha	Copperbelt, Chingola, Kalulushi
8403-HQ-LML	Chambishi Copper Smelter Limited (100%)	LML		Active	08/11/2006	07/11/2031	6.68	ha	Copperbelt, Kalulushi
8404-HQ-LML	CNMC Luanshya Copper Mines Plc (100%)	LML	Co, Cu	Active	09/11/2006	08/11/2031	86.64	ha	Copperbelt, Luanshya
8409-HQ-SML	Jessman Teddy Kasonso (100%)	SML	SAM	Active	24/11/2006	23/11/2016	481.01	ha	North Western, Solwezi, Shilenda
8412-HQ-SML	Jiaxing Mining Zambia Limited (100%)	SML	Sn	Active	28/11/2006	27/11/2016	212.19	ha	Southern, Choma
8413-HQ-SML	Mwano Trust Fund (100%)	SML	Au, Cu	Active	29/11/2006	28/11/2016	428.63	ha	Lusaka, Chongwe, Nabolungu
8414-HQ-SML	Evaristo M. Chitalu (100%)	SML	Au, Co, Cu, DOL	Pending Transfer	30/11/2006	29/11/2021	83.04	ha	North Western, Kasempa, Buffalo
8416-HQ-LPL	Sino-Kasempa Minerals Limited (100%)	PL	Cu	Active	06/12/2006	05/12/2014	20,735.70	ha	North Western, Kasempa, Mufumbwe
8420-HQ-SML	Jiaxing Mining Zambia Limited (100%)	SML	Cu	Active	18/12/2006	17/12/2016	13.25	ha	Central, Kapiri Mposhi
8421-HQ-LPL	Stamojan Limited (100%)	LPL	Cu	Active	18/12/2006		4.00	km ²	Central, Chibombo
8422-HQ-SML	CLC Mining Corporation Limited (100%)	SML	Cu	Active	18/12/2006	17/12/2021	397.36	ha	North Western, Kasempa, Ingwe
8423-HQ-SML	Charity Chisha (100%)	SML	Cu	Active	22/12/2006	21/12/2016	506.22	ha	Central, Mumbwa, Kaindu
8426-HQ-SML	Serah Mwila (100%)	SML	Au, Co, Cu	Pending Renewal	01/03/2007	28/02/2012	481.11	ha	North Western, Solwezi, Mutanda
8427-HQ-SML	Serah Mwila (100%)	SML	Au, Co, Cu	Active	01/03/2007	28/02/2017	444.36	ha	North Western, Solwezi, Mutanda
8428-HQ-SML	Irene Chipumbu (100%)	SML	Au, Co, Cu	Active	01/03/2007	28/02/2017	334.08	ha	North Western, Solwezi, Mutanda
8429-HQ-SML	Ngolo construction & mining Ltd (100%)	SML	Ag, Au, Co, Cu	Active	01/03/2007	28/02/2017	334.09	ha	North Western, Solwezi, Mutanda
8430-HQ-SML	Justine Chilando (100%)	SML	Au, Co, Cu	Pending Renewal	01/03/2007	31/03/2012	397.57	ha	North Western, Solwezi, Mutanda
8431-HQ-SML	AC and G Njanji Mining Company Limited (100%)	SML	Au, Cu, Zn	Active	01/08/2007	31/07/2017	535.99	ha	Central, Mumbwa
8432-HQ-SML	AC and G Njanji Mining Company Limited (100%)	SML	Cu	Active	01/08/2007	31/07/2017	397.01	ha	Central, Mumbwa
8433-HQ-SML	BM & K Mining Limited (100%)	SML	Co, Cu, Pb, Zn	Active	22/03/2007	21/03/2017	152.02	ha	Northern, Mbala
8435-HQ-LPL	Sandulula Mining Limited (100%)	PL	Au, Cu, Pt	Pending Renewal	22/02/2011	21/02/2013	51,838.31	ha	Northern, Mporokoso
8439-HQ-LPL	Jin Ding Mining Limited (100%)	PL	Cu	Pending Renewal	23/01/2007	22/01/2011	1,597.49	ha	North Western, Mufumbwe, Jikambo

Code	Parties	Type	Resources	Status	Grant Date	Expiry Date	Official Area Value	Area Unit	Map Reference
8441-HQ-SML	Rephidim Mining Supplies Limited (100%)	SML	Cu	Pending Renewal	25/01/2007	24/01/2012	150.16	ha	Copperbelt, Chingola, Mimbula
8442-HQ-SML	Triple 'S' Ranch Limited (100%)	SML	Cu	Pending Renewal	26/01/2007	25/01/2012	398.30	ha	North Western, Kasempa, Lalafuta; Mufumbwe
8443-HQ-SML	MGB Mining Limited (100%)	SML	Cu	Active	25/07/2007	24/07/2022	398.30	ha	North Western, Kasempa, Lalafuta
8444-HQ-SML	Yellon International Zambia Limited (100%)	SML		Active	26/01/2007	25/01/2017	344.97	ha	North Western, Mufumbwe, Kayefu
8445-HQ-LPL	Lukasashi Mining Limited (100%)	PL	Au, Cu, Mo, Pb, Zn	Active	24/04/2013	23/04/2015	24,356.99	ha	Eastern, Nyimba
8446-HQ-SML	Diallo Enterprises Limited (100%)	SML	Ag, Cu, Ni	Active	30/01/2007	29/01/2017	716.26	ha	Copperbelt, Luanshya
8448-HQ-SML	Mil Construction Limited (100%)	SML	LST	Active	19/12/2006	18/12/2016	66.74	ha	Copperbelt, Kitwe, Mindolo
8450-HQ-LPL	Kenneth Konga (100%)	PL	Co, Cu	Pending Renewal	08/02/2007	07/02/2013	16,098.38	ha	North Western, Kabompo, Mwinilunga, Chibwika; Solwezi
8456-HQ-SGL	Florence Nyirongo (100%)	SGL	AQM, TML	Pending Renewal	19/02/2007	18/02/2012	60.08	ha	Eastern, Lundazi
8457-HQ-LML	Redrock Resources Limited (100%)	LML	Co, Cu	Active	21/02/2007	20/02/2032	576.93	ha	Copperbelt, Kitwe
8458-HQ-LPL	Emmanuel Mulenga (100%)	PL	Cu	Pending Renewal	20/02/2007	19/02/2011	20,323.70	ha	Central, Chibombo, Kapiri Mposhi, Mkushi
8459-HQ-SML	Apila Limited (100%)	SML	COA, Sn, Ta	Active	22/02/2007	21/02/2017	1,053.69	ha	Southern, Kalomo, Ibula
8460-HQ-SML	Apila Limited (100%)	SML	COA, Sn, Ta	Active	22/02/2007	21/02/2017	1,449.29	ha	Southern, Kalomo, Siankopo
8461-HQ-SML	Jiaxing Mining Zambia Limited (100%)	SML	Cu, F	Active	26/02/2007	25/02/2017	29.74	ha	Central, Mumbwa
8462-HQ-SML	Godfrey Shamanena (100%)	SML	Fe	Active	22/02/2007	21/02/2017	479.91	ha	Copperbelt, Lufwanyama, Chief Nkana
8463-HQ-SML	Godfrey Shamanena (100%)	SML	Fe	Active	22/02/2007	21/02/2017	480.09	ha	Copperbelt, Lufwanyama, Chief Nkana
8465-HQ-SML	Kalaba Mine Limited (100%)	SML	Co, Cu	Active	28/02/2007	27/02/2017	436.73	ha	Copperbelt, Kalulushi
8466-HQ-SML	Pochy Mining Ltd (100%)	SML	COA	Active	28/02/2007	27/02/2017	431.36	ha	Southern, Sinazongwe
8469-HQ-SML	Atlantic Lime Products (Z) Limited (100%)	SML	STN	Active	23/05/2007	22/05/2017	3.97	ha	Central, Kabwe
8470-HQ-SML	Prosper Investments Ltd (100%)	SML	LST	Active	14/03/2007	13/03/2017	199.77	ha	Central, Mkushi, Munsakamba
8471-HQ-SML	Shearzone Resources Limited (100%)	SML	Ag, Au, Co, Cu, Fe	Active	16/03/2007	15/03/2017	49.52	ha	Lusaka, Chongwe
8472-HQ-SML	Shearzone Resources Limited (100%)	SML	Co, Cu	Active	16/03/2007	15/03/2017	33.01	ha	Lusaka, Chongwe
8473-HQ-SML	Jin Ding Mining Limited (100%)	SML	Ag, Au, Co, Cu	Active	23/03/2007	22/03/2017	478.96	ha	Southern, Livingstone, Sinde
8474-HQ-LML	Sino-Metals Leach Zambia Limited (100%)	LML	Cu	Active	16/03/2007	15/03/2032	23.37	ha	Copperbelt, Kalulushi
8475-HQ-SML	Inga Limited (100%)	SML	Cu	Active	23/03/2007	22/03/2017	365.30	ha	North Western, Mwinilunga

Code	Parties	Type	Resources	Status	Grant Date	Expiry Date	Official Area Value	Area Unit	Map Reference
8476-HQ-SML	Zenjako Trading Limited (100%)	SML	Cu	Active	23/03/2007	22/03/2017	399.03	ha	North Western, Mwinilunga
8477-HQ-SML	Jiaxing Mining Zambia Limited (100%)	SML	Ag, Co, Cu, Fe	Active	23/03/2007	22/03/2017	517.38	ha	Central, Kapiri Mposhi, Mukonchi
8479-HQ-SML	Samuel Chongo Mwila (100%)	SML	Cu	Active	18/04/2007	17/04/2017	475.12	ha	North Western, Mufumbwe
8480-HQ-LPL	First Quantum Mining and Operations Limited (100%)	PL	Cu	Active	02/04/2013	01/04/2015	21,843.45	ha	North Western, Solwezi
8484-HQ-SPP	Amanda Silavwe (100%)	PP	Cu	Expired	20/01/2009	19/01/2014	979.81	ha	Central, Mumbwa
8485-HQ-SPP	Amanda Silavwe (100%)	PP	Cu	Expired	20/02/2009	19/02/2014	168.73	ha	Central, Mumbwa, Mumbwa
8486-HQ-SPP	Amanda Silavwe (100%)	PP	Cu	Expired	20/02/2009	19/02/2014	529.58	ha	Central, Mumbwa, Busanga
8487-HQ-SML	Raubex Construction (Z) Ltd (100%)	SML	GRT	Active	08/11/2007	07/11/2017	801.54	ha	North Western, Solwezi
8488-HQ-SML	Pochy Mining Ltd (100%)	SML	Cu	Active	04/09/2007	03/09/2017	1,150.90	ha	Lusaka, Chongwe, Rufunsa
8489-HQ-SML	Pochy Mining Ltd (100%)	SML	Au, Cu	Active	04/09/2007	03/09/2017	1,186.01	ha	Lusaka, Chongwe, Luangwa
8492-HQ-SML	P.L. Nyimbili Enterprises (100%)	SML	SIL	Active	23/04/2007	22/04/2022	40.02	ha	Copperbelt, Kitwe
8493-HQ-SML	Eyethu Sonke Mining Limited (100%)	SML	Cu	Active	27/04/2007	26/04/2017	514.38	ha	Lusaka, Chongwe
8500-HQ-LPL	Kronos Limited (100%)	PL	Co, Cu	Active	22/01/2013	21/01/2015	8,453.70	ha	Copperbelt, Chingola, Kalulushi
8501-HQ-SML	AMK Mining Zambia Limited (100%)	SML	Au, Cu	Active	05/01/2007	16/10/2017	7,288.04	ha	Central, Kapiri Mposhi, Kampumba
8506-HQ-SML	Triple 'S' Ranch Limited (100%)	SML	Sn	Active	05/02/2007	04/02/2017	470.72	ha	Southern, Choma, Muzuma; Sinazongwe
8507-HQ-SML	Triple 'S' Ranch Limited (100%)	SML	Sn	Active	05/02/2007	04/02/2017	428.15	ha	Southern, Choma, Muzuma; Sinazongwe
8510-HQ-SML	Kulula Express Limited (100%)	SML	Cu	Active	19/10/2007	18/10/2017	30.00	ha	Copperbelt, Kitwe, Chambishi
8511-HQ-SML	Katoma Copper Mines Limited (100%)	SML	Au, Cu	Active	29/05/2007	28/05/2017	418.96	ha	Lusaka, Lusaka, Chongwe
8512-HQ-SML	Davies Munsongo (100%)	SML	Au, Co, Cu, Ni	Pending Transfer	01/06/2007	31/05/2017	439.26	ha	Copperbelt, Lufwanyama, Fimpampa
8515-HQ-SML	Kazinze Coal Mining Limited (100%)	SML	COA	Active	06/02/2007	05/02/2017	476.83	ha	Southern, Sinazongwe
8516-HQ-SML	George Kanyamula Zulu (100%)	SML	Au, Cu, Fe	Active	15/06/2007	14/06/2017	19.93	ha	Eastern, Petauke, Kuomboka
8518-HQ-SML	Wilfred Chirwa (100%)	SML	COA, Cu	Active	15/06/2007	14/06/2017	139.49	ha	Eastern, Petauke, Mudoza
8520-HQ-SML	STARGEM INVESTMENTS LIMITED (100%)	SML	Pb, Zn	Active	05/07/2007	04/07/2017	751.97	ha	Central, Kabwe, Chowa South
8522-HQ-SML	Lungobe Gemstone Mining Co. Limited (100%)	SML	AMT, AQM, Au, Cu, DIA, Fe, GAR, Mn, RBY	Active	07/12/2007	06/12/2017	399.74	ha	Central, Mumbwa, Mumbwa
8523-HQ-SML	Pochy Mining Ltd (100%)	SML	Cu, Mn, Pb, Zn	Active	07/09/2007	06/09/2017	468.90	ha	Central, Kapiri Mposhi, Mkushi

Code	Parties	Type	Resources	Status	Grant Date	Expiry Date	Official Area Value	Area Unit	Map Reference
8526-HQ-SML	Lions Group Quarries Limited (100%)	SML	STN	Expired	16/07/2007	15/07/2017	379.29	ha	Lusaka, Kafue
8531-HQ-SML	Maosheng Mineral Resources Limited (100%)	SML	Cu	Pending Renewal	26/07/2007	25/07/2012	399.23	ha	Central, Mumbwa
8534-HQ-SML	AC and G Njanji Mining Company Limited (100%)	SML	Au, Cu, Pb	Active	27/07/2007	26/07/2017	469.84	ha	Central, Mumbwa
8535-HQ-SML	AC and G Njanji Mining Company Limited (100%)	SML	Au, Cu, Pb, Zn	Active	12/10/2007	11/10/2017	410.35	ha	Central, Mumbwa
8537-HQ-SML	Lwambimbi Copper Mining Limited (100%)	SML	Cu	Pending Renewal	30/07/2007	29/07/2012	388.71	ha	North Western, Mwinilunga
8541-HQ-SML	Pochy Mining Ltd (100%)	SML	Co, Cu	Active	23/05/2007	22/05/2017	30.04	ha	Copperbelt, Kalulushi, Chambishi
8546-HQ-SML	Mumbwa Cement Ltd (100%)	SML	LST	Active	17/08/2007	16/08/2017	399.45	ha	Central, Mumbwa
8550-HQ-SML	Industrade Investment Limited (100%)	SML	Cu, Mn, Zn	Active	21/08/2007	20/08/2017	79.65	ha	Central, Kapiri Mposhi
8551-HQ-SML	Caltage Enterprises Limited (100%)	SML	Au, Cu, Fe	Active	23/08/2007	22/08/2017	365.09	ha	North Western, Mufumbwe
8552-HQ-SML	Dickson Sinyangwe (100%)	SML	SIL	Active	27/08/2007	26/08/2022	13.33	ha	Copperbelt, Kalulushi, Chibuluma Forest
8553-HQ-SML	Ngolo construction & mining Ltd (100%)	SML	Au, Co, Cu, Zn	Active	28/08/2007	27/08/2017	648.56	ha	Central, Mumbwa, Kaindu
8554-HQ-SML	Euro Africa Mining Limited (100%)	SML	Cu	Active	28/08/2007	27/08/2017	479.64	ha	North Western, Mufumbwe, Mufumbwe
8555-HQ-SML	Euro Africa Mining Limited (100%)	SML	Cu	Active	28/08/2007	27/08/2017	431.79	ha	North Western, Mufumbwe
8557-HQ-SGL	Theresa Ng'oma (100%)	SGL	AQM, TML	Active	28/08/2007	27/08/2017	149.64	ha	Central, Mkushi, Nkumbi
8558-HQ-SML	Mutanda Copper Mines (Z)Limited (100%)	SML	Au, Cr, Cu	Pending Renewal	29/08/2007	28/08/2012	1,768.03	ha	North Western, Solwezi
8559-HQ-SML	Status Mining & Exploration (100%)	SML	COA, Sn, Ta	Active	30/08/2007	29/08/2017	1,131.00	ha	Southern, Kalomo
8566-HQ-SML	Lunga Minerals and Geological Limited (100%)	SML	Cu	Active	29/08/2007	28/08/2017	255.60	ha	North Western, Kasempa
8568-HQ-SML	Pochy Mining Ltd (100%)	SML	Au, Cu, Ni	Active	14/09/2007	13/09/2017	1,141.07	ha	Lusaka, Chongwe, Luangwa
8571-HQ-SML	Mtonga Ospher Kahwema (100%)	SML	Co, Cu	Active	17/10/2007	16/10/2017	427.47	ha	North Western, Solwezi
8572-HQ-SML	Handyman's Paradise Lime Manufacturing Company Limited (100%)	SML	LST	Active	28/09/2007	27/09/2017	390.11	ha	Copperbelt, Ndola, Misundu
8573-HQ-LPL	Cheowa Resources Limited (100%)	PL	Au, Cu, Ni, PGM	Active	29/08/2007	28/08/2014	12,343.34	ha	Lusaka, Chongwe, Cheowa
8574-HQ-LPL	P.H. Motors (100%)	PL	Au, Cu	Pending Renewal	14/08/2007	13/08/2009	96,095.48	ha	Eastern, Petauke, Luano Valley
8576-HQ-SML	Kronos Limited (100%)	SML	COA, Sn, Ta	Pending Renewal	18/10/2007	17/10/2012	459.19	ha	Southern, Kalomo, Masuku

Code	Parties	Type	Resources	Status	Grant Date	Expiry Date	Official Area Value	Area Unit	Map Reference
8579-HQ-LPL	Zhonghui Mining Industry Zambia Limited (100%)	PL	Au, Cu	Pending Renewal	18/10/2007	18/10/2009	122,957.91	ha	Copperbelt, Chililabombwe, Chingola, Kalulushi, Kitwe, Luanshya, Lufwanyama, Masaiti, Mufulira, Ndola
8581-HQ-SML	Jin Ding Mining Limited (100%)	SML	Ag, Au, Co, Cu, Mo, Zn	Active	22/10/2007	21/10/2017	476.21	ha	Central, Mumbwa
8583-HQ-SML	Sakisa Limited (100%)	SML	Cu	Active	09/11/2007	08/11/2017	348.89	ha	North Western, Mufumbwe
8584-HQ-LPL	Euro Africa Kalengwa Mines Limited (100%)	PL	Ag, Au, Co, Cu, DIA, Fe	Pending Renewal	02/11/2007	01/11/2009	96,753.01	ha	North Western, Mufumbwe
8586-HQ-SML	Dambo Quarries Zambia Limited (100%)	SML	MBL	Active	18/04/2007	17/04/2017	102.35	ha	Central, Mumbwa
8587-HQ-SML	Inga Limited (100%)	SML	Sn, Ti	Active	07/06/2007	06/06/2017	156.59	ha	Southern, Kalomo, Kabanga
8588-HQ-SML	Kasni Investments Limited (100%)	SML	Au, Cu	Active	11/09/2007	10/09/2017	740.76	ha	North Western, Mwinilunga
8589-HQ-LPL	BHP Billiton World Exploration Incorporation Zambia Ltd (100%)	PL	Ag, Au, Co, Cu, Ni, Pb, Pt, U, Zn	Active	14/11/2007	13/11/2014	248.19	km ²	Central, Mumbwa; North Western, Kasempa
8590-HQ-SML	Mukonchi Copper Mining Company Limited (100%)	SML	Cu	Active	14/11/2007	13/11/2017	175.77	ha	Central, Kapiri Mposhi, Mukonchi
8593-HQ-SML	Quenga Mining Limited (100%)	SML	Au, Cu	Active	26/11/2007	25/11/2017	713.72	ha	Central, Chibombo, Namisale
8595-HQ-SML	Zamkor Mining Corporation Limited (100%)	SML	Cu	Active	29/11/2006	28/11/2016	5,177.56	ha	North Western, Mufumbwe
8596-HQ-SML	Edward Munyumbwe (100%)	SML	Cu	Active	29/10/2007	28/10/2017	13.22	ha	Central, Mumbwa
8609-HQ-SML	Betele Small Miners Limited (100%)	SML	Cu	Active	26/03/2008	25/03/2018	398.47	ha	North Western, Mufumbwe
8610-HQ-SML	Kronos Limited (100%)	SML	Co, Cu	Abandoned	16/04/2008	15/04/2018	690.02	ha	Copperbelt, Chingola, Kakosa East
8611-HQ-LML	Zhong Rui Mining Investments (100%)	LML	MS	Active	28/08/2009	27/08/2034	3,072.28	ha	Central, Kabwe
8612-HQ-SML	D and B Gem-Ores Limited (100%)	SML	Cu, Mn	Active	29/01/2008	28/01/2018	484.54	ha	Luapula, Mansa, Katuta
8615-HQ-SML	Yaixin Mining Zambia Limited (100%)	SML	Au, Co, Cu, DIA	Active	04/04/2008	04/04/2018	389.12	ha	North Western, Kabompo, Mufumbwe; Western, Kaoma, Lukulu
8615-HQ-SML-C	Lonestar Mining Limited (100%)	SML	Au, Co, Cu	Application Withdrawn	14/04/2008	13/04/2013	13.35	ha	North Western, Mufumbwe
8616-HQ-SML	Lonestar Mining Limited (100%)	SML	Cu	Abandoned	14/04/2008	13/04/2018	3,821.10	ha	North Western, Mufumbwe
8617-HQ-SML	Lonestar Mining Limited (100%)	SML	Au, Cu	Active	14/04/2008	13/04/2018	399.49	ha	North Western, Mufumbwe, Chizera
8617-HQ-SML_Cancelled	Lonestar Mining Limited (100%)	SML	Au, Co, Cu	Application Withdrawn	14/04/2008	13/04/2013	30,238.05	ha	North Western, Solwezi
8619-HQ-SML	Yaixin Mining Zambia Limited (100%)	SML	Co, Cu, Fe	Active	31/01/2008	30/01/2018	399.62	ha	Central, Mumbwa
8621-HQ-SML	Triple 'S' Ranch Limited (100%)	SML	Ta	Pending Renewal	15/06/2007	14/06/2012	392.20	ha	Southern, Choma

Code	Parties	Type	Resources	Status	Grant Date	Expiry Date	Official Area Value	Area Unit	Map Reference
8622-HQ-LML	Universal Mining and Chemical Industries Limite (100%)	LML	Fe	Active	07/08/2008	06/08/2033	8,316.56	ha	Central, Mumbwa
8624-HQ-LML	Mkushi Copper joint Venture Limited (100%)	LML	Cu	Active	31/07/2008	30/07/2033	5,442.46	ha	Central, Kapiri Mposhi, Mkushi
8625-HQ-LML	Caledonia Nama Limited (100%)	LML	Co, Cu, Fe, Mn, Ni, U	Active	26/09/2008	25/09/2033	17,513.86	ha	Copperbelt, Chililabombwe, Chingola; North Western, Solwezi
8626-HQ-LML	Caledonia Nama Limited (100%)	LML	Co, Cu, Fe, Mn, Ni	Active	26/09/2008	25/09/2033	21,162.05	ha	Copperbelt, Chingola; North Western, Solwezi
8627-HQ-LML	Caledonia Nama Limited (100%)	LML	Co, Cu, Fe, Mn, Ni	Active	26/09/2008	25/09/2033	18,371.76	ha	
8628-HQ-LML	Caledonia Nama Limited (100%)	LML	Au, Co, Cu, Fe, Mn, Ni, U, Zn	Active	26/09/2008	25/09/2033	21,562.54	ha	
8634-HQ-LPL	Yathu Engineering Limited (100%)	PL	Cu	Pending Renewal	23/04/2010	22/04/2012	48,372.49	ha	Central, Mumbwa; Southern, Itzhi Tezhi
8674-HQ-GML	James C M Nyirongo (100%)	SGL	AQM, COR, Rb	Active	26/01/2009	25/01/2019	414.07	ha	Eastern, Lundazi
8677-HQ-GML	Lumweka Investments Limited (100%)	SGL	GEM	Active	27/03/2008	26/03/2018	130.17	ha	Eastern, Lundazi, Mwanya
8684-HQ-LPL	Copper Zone Resources Ltd (100%)	PL	Au, Co, Cu	Pending Renewal	28/01/2010	27/01/2014	5,721.17	ha	North Western, Mwinilunga, Luamata
8685-HQ-LPL	Equinox Zambia Limited (100%)	PL	Cu	Active	08/08/2011	07/08/2015	48,517.81	ha	Central, Kapiri Mposhi, Mumbwa; North Western, Kasempa
8688-HQ-LPL	Providence Resources Zambia Limited (100%)	PL		Active	17/03/2011	16/03/2015	186.38	km ²	Copperbelt, Lufwanyama
8694-HQ-LPL	Musompa Diamond Mining Limited (100%)	PL	DIA	Pending Renewal	13/10/2010	12/10/2012	470.95	km ²	North Western, Chavuma, Kabompo, Zambezi; Western, Lukulu
8696-HQ-LPL	Elmet Mining and Tech Services Limited (100%)	PL	Cu	Active	16/05/2012	15/05/2014	8,349.64	ha	Copperbelt, Chililabombwe, Chingola
8698-HQ-LPL	Mlongoti Gilbert Sinjani (100%)	PL	Au, Co, Cu	Pending Renewal	06/10/2011	05/10/2013	21,969.56	ha	Central, Kapiri Mposhi, Mkushi
8703-HQ-LPL	Jing De Zham Enterprises Ltd (100%)	PL	Cu	Pending Renewal	02/10/2008	01/10/2012	1,945.19	ha	North Western, Mwinilunga
8707-HQ-LPL	Providence Resources Zambia Limited (100%)	PL	Ag, Au, Co, Cu, DIA, Fe, Mn, Ni, U, Zn	Active	29/03/2011	28/03/2015	49,366.67	ha	North Western, Mufumbwe
8709-HQ-LPL	Ifisabo Mines PLC (100%)	PL	Cu	Active	17/10/2012	16/10/2014	41,622.57	ha	Central, Mumbwa
8717-HQ-LPL	Kakumbila Mining Limited (100%)	PL		Active	24/06/2012	23/06/2014	97,441.28	ha	Luapula, Milenge, Chembe
8720-HQ-SML	Ragha R. Shailendra (100%)	SML	Mn	Active	21/08/2008	20/08/2018	63.23	ha	Central, Mkushi, Chiwefwe
8721-HQ-SML	Universal Mining and Chemical Industries Limite (100%)	SML	Fe	Active	29/10/2009	28/10/2019	396.12	ha	Lusaka, Chongwe
8723-HQ-SML	Sensele Enterprises Limited (100%)	SML	Co, Cu	Active	22/09/2008	21/09/2018	277.03	ha	Copperbelt, Chingola, Chingola

Code	Parties	Type	Resources	Status	Grant Date	Expiry Date	Official Area Value	Area Unit	Map Reference
8724-HQ-SML	Sensele Enterprises Limited (100%)	SML	Cu	Active	08/01/2009	07/01/2019	377.15	ha	Copperbelt, Chingola
8727-HQ-SML	John Zhaimo (100%)	SML	Cu	Active	13/10/2008	12/10/2018	199.76	ha	North Western, Mufumbwe
8729-HQ-SML	Saxena Kamal (100%)	SML	AQM, Cu, EM	Active	07/01/2009	06/01/2019	454.12	ha	Central, Mkushi, Kanyensha
8735-HQ-SML	Alms Minerals and Mining Company (Z) Limited (100%)	SML	Mn	Active	26/05/2009	25/05/2019	456.00	ha	Central, Mkushi
8737-HQ-SML	Boniface Kaluwa (100%)	SML	Pb, Zn	Pending Transfer	26/02/2008	25/02/2023	311.40	ha	Central, Kabwe
8740-HQ-SML	Constantino Paul Vlahakis (0%)	SML	SDG, STN	Active	17/10/2008	16/10/2018	345.51	ha	Southern, Siavonga, Chirundu
8745-HQ-SPP	Maju Mines Ltd (100%)	PP	COA	Active	15/12/2010	14/12/2015	916.85	ha	Southern, Sinazongwe
8762-HQ-AMR	George Daka (100%)	AMR	AMT, EM, QTZ	Active	22/05/2013	21/05/2015	6.66	ha	Copperbelt, Masaiti
9000-HQ-LML	Lumwana Mining Co. Limited (100%)	LML	Ag, Au, Co, Cu, S, U	Active	06/01/2004	05/01/2029	23,977.19	ha	North Western, Solwezi
9001-HQ-LML	Lumwana Mining Co. Limited (100%)	LML	Ag, Au, Co, Cu, S, U	Active	06/01/2004	05/01/2029	16,660.89	ha	North Western, Solwezi
9002-HQ-LML	Lumwana Mining Co. Limited (100%)	LML	Ag, Au, Co, Cu, S, U	Active	17/09/2012	16/09/2037	21,289.61	ha	North Western, Solwezi
9003-HQ-LML	Lumwana Mining Co. Limited (100%)	LML	Ag, Au, Co, Cu, S, U	Active	06/01/2004	05/01/2029	8,585.46	ha	North Western, Solwezi
9004-HQ-LML	Lumwana Mining Co. Limited (100%)	LML	Ag, Au, Co, Cu, S, U	Active	06/01/2004	05/01/2029	24,342.93	ha	North Western, Solwezi
10027-HQ-SPP	BRENDA KUNDA (100%)	SML	STN	Active	21/12/2009	20/12/2014	50.15	ha	North Western, Solwezi
10029-HQ-SML	Unirite Investments Limited (100%)	SML	Cu	Active	10/09/2007	09/09/2017	399.35	ha	North Western, Mufumbwe
10066-HQ-SML	Mumbi Mwenechanya (100%)	SML	Co, Cu	Active	26/01/2009	25/01/2019	407.40	ha	Copperbelt, Chililabombwe
10068-HQ-AMR	Pascal Kalwambisha (100%)	AMR	Cu	Active	27/07/2009	26/07/2013	6.68	ha	North Western, Solwezi, Chief Mulonga
10079-HQ-SML	Twampane Enterprises Limited (100%)	SML	Cu	Pending Renewal	04/11/2008	03/11/2013	328.87	ha	North Western, Kasempa
10080-HQ-GML	Gemodip Mining Enterprises Limited (100%)	SGL	AQM	Active	06/11/2009	05/11/2019	26.38	ha	Southern, Itezhi Tezhi
10107-HQ-SPP	Peter Hatuma (100%)	PP	Co, Cu	Expired	22/02/2009	21/02/2014	3.02	ha	Central, Mumbwa
10117-HQ-SML	P.H. Motors (100%)	SML	Cu	Active	18/11/2008	17/11/2018	475.53	ha	Lusaka, Lusaka, Chongwe
10161-HQ-SPP	Leonard Mulenga Masabo (100%)	SML	Au, Co, Cu, Fe, GEM2, Mn	Active	15/09/2008	14/09/2013	234.85	ha	Luapula, Mansa
10212-HQ-SML	Avantech Limited (100%)	SML	Ag, Co, Cu	Active	09/10/2008	08/10/2018	481.16	ha	North Western, Solwezi
10215-HQ-AMR	Kabunda Joseph Mwape (100%)	AMR	TML	Active	20/06/2011	19/06/2015	6.72	ha	Luapula, Mansa
10224-HQ-SML	Anthony Chisanga (100%)	SML	DIA	Active	20/01/2009	19/01/2019	449.60	ha	Northern, Chinsali
10267-HQ-SML	Prudential Mining Limited (100%)	SML	Cu	Expired	18/02/2009	17/02/2019	694.05	ha	Central, Mumbwa

Code	Parties	Type	Resources	Status	Grant Date	Expiry Date	Official Area Value	Area Unit	Map Reference
10322-HQ-SML	Alenja Mining & General Supplies Ltd (100%)	SML	Cu, Pb, Zn	Active	15/09/2008	14/09/2013	476.45	ha	Central, Mumbwa, Kaindu
10355-HQ-LPL	Zamgem International Limited (100%)	PL	Ag, Au, Co, Cu, Fe, GEM, LST, Ni, U, Zn	Pending Renewal	27/08/2010	26/08/2012	77,071.24	ha	Central, Serenje
10394-HQ-LPL	Providence Resources Zambia Limited (100%)	PL	Ag, Au, Co, Cu, GEM, LST, Ni, Zn	Active	11/04/2011	10/04/2015	14,658.51	ha	North Western, Solwezi
10430-HQ-SML	Triple 'S' Ranch Limited (100%)	SML	Sn, Ta	Active	05/09/2008	04/09/2018	85.86	ha	Southern, Kalomo
10454-HQ-SML	Agness Chozi Ng'uni (100%)	SML	Zr	Active	22/10/2008	21/10/2018	404.57	ha	Eastern, Lundazi
10456-HQ-SML	Kasni Investments Limited (100%)	SML	Cu	Active	15/10/2008	14/10/2018	475.86	ha	Central, Mumbwa, Kaindu
10459-HQ-LPL	Central Africa Mining Limited (100%)	PL	Ag, Co, Cu, Mn, Zn	Pending Transfer	29/05/2009	28/05/2013	16,423.66	ha	Luapula
11299-HQ-LPL	Shephard Moon Zambia Limited (100%)	PL	Au	Pending Renewal	09/09/2009	08/09/2011	3,770.14	ha	Lusaka, Chongwe
11307-HQ-GML	KOSAM KALAWA (100%)	SGL	AQM, TML	Active	23/12/2008	22/12/2018	353.69	ha	Eastern, Lundazi
11309-HQ-SML	Milbury Mining Limited (100%)	SML	Cu	Pending Transfer	21/11/2007	20/11/2017	399.83	ha	
11312-HQ-SML	Jin Tudi Investments Limited (100%)	SML	Cu	Active	17/09/2008	16/09/2023	388.37	ha	North Western, Mufumbwe
11465-HQ-SML	Prudential Mining Limited (100%)	SML	Au, Cu	Active	22/12/2008	21/12/2018	396.68	ha	Central, Mumbwa
11501-HQ-SPP	Bruno Muyinda (100%)	PP	Co, Cu	Expired	08/05/2009	07/05/2014	482.60	ha	North Western, Mwinilunga
11502-HQ-SML	D and B Gem-Ores Limited (100%)	SML	Co, Cu, Fe, Zn	Active	10/10/2008	09/10/2018	389.84	ha	Copperbelt, Lufwanyama
11552-HQ-GML	Kayanta Mulenga (100%)	SGL	QTZ	Active	25/03/2011	24/03/2021	463.36	ha	Southern, Kalomo
11553-HQ-SPP	Mulila MineralFields Limited (100%)	PP	Au, Sn, Ti	Expired	01/12/2008	02/12/2013	616.66	ha	Southern, Kalomo
11883-HQ-LPL	Hua Yuan Mining (100%)	PL	Ag, Au, Cu	Pending Renewal	13/10/2008	02/12/2013	31,709.61	ha	Central, Chibombo, Kabwe
11913-HQ-SPP	East Anne International (100%)	PP	Cu	Expired	26/03/2009	25/03/2014	442.66	ha	Central, Mumbwa
11914-HQ-SPP	East Anne International (100%)	PP	Cu	Expired	26/03/2009	25/03/2014	436.02	ha	Central, Mumbwa
11916-HQ-LPL	Zamkor Mining Corporation Limited (100%)	PL	U	Pending Renewal	10/08/2009	09/08/2011	9,831.92	ha	North Western, Solwezi
11931-HQ-LPL	Elizabeth Zulu (100%)	PL	Ag, Au, Cu, Fe, Mn, Ni	Pending Renewal	10/12/2008	09/12/2012	7,401.65	ha	North Western, Kabompo, Kabompo
11932-HQ-SPP	Chakuza Mining & Exploration Limited (100%)	PP	Mn	Expired	21/11/2008	20/11/2013	492.53	ha	Central, Mkushi
11946-HQ-SPP	Lotty Chumpuka (100%)	PP	Cu	Expired	20/01/2009	19/01/2014	478.70	ha	Copperbelt, Masaiti
11975-HQ-SPP	Mutemwa Mutemwa (100%)	PP	Co, Cu	Expired	21/11/2008	20/11/2013	384.70	ha	North Western, Mwinilunga
11980-HQ-GML	Abar International Investments Limited (100%)	SGL	AQM, TML	Active	18/11/2008	17/11/2018	367.35	ha	Eastern, Lundazi
12025-HQ-SPP	Bottom Pit Mining Ltd (100%)	PP	Au, Co, Cu	Expired	07/04/2009	06/04/2014	400.00	ha	North Western, Mufumbwe

Code	Parties	Type	Resources	Status	Grant Date	Expiry Date	Official Area Value	Area Unit	Map Reference
12026-HQ-SPP	Bottom Pit Mining Ltd (100%)	PP	Au, Co	Expired	24/11/2008	23/11/2013	532.42	ha	North Western, Mufumbwe
12029-HQ-LPL	Providence Resources Zambia Limited (100%)	PL	Ag, Au, Co, Cu, Fe, GEM, GRT, LST, U	Active	21/01/2011	20/01/2015	22,253.58	ha	North Western, Kasempa, Mufumbwe, Solwezi
12038-HQ-LPL	Providence Resources Zambia Limited (100%)	PL	Ag, Au, Co, Cu, Fe, LST, Ni, Pb	Active	21/01/2011	20/01/2013	76,932.85	ha	North Western, Kabompo, Mufumbwe
12042-HQ-SPP	Mineral Ventures Zambia Ltd (100%)	PP	Co, Cu, Fe, GEM	Active	15/09/2009	14/09/2014	194.25	ha	North Western, Mwinilunga
12043-HQ-SPP	Mineral Ventures Zambia Ltd (100%)	PP	Co, Cu, Fe, GEM	Active	15/09/2009	14/09/2014	482.38	ha	North Western, Mwinilunga
12044-HQ-SPP	Mineral Ventures Zambia Ltd (100%)	PP	Co, Cu, Fe, GEM	Active	18/09/2009	17/09/2014	478.93	ha	North Western, Mwinilunga
12045-HQ-SPP	Mineral Ventures Zambia Ltd (100%)	PP	Au, Co, Cu, Fe	Active	15/09/2009	14/09/2014	33.47	ha	North Western, Mwinilunga
12046-HQ-LPL	Shephard Moon Zambia Limited (100%)	PL	Au	Pending Transfer	24/08/2009	23/08/2015	16,030.33	ha	Central, Chongwe, Mkushi; Eastern, Nyimba; Lusaka, Chongwe
12063-HQ-SPP	Davies Siulapwa (100%)	PP	Au, Cu, Fe	Expired	15/12/2008	14/12/2013	1,254.83	ha	Central, Mumbwa
12065-HQ-LPL	Kasempa Investments Limited (100%)	PL	Ag, Co, Cu, Ni, U	Active	03/10/2008	02/10/2014	1,901.70	ha	North Western, Kasempa, Mufumbwe
12066-HQ-LPL	Kyooto Resources Limited (100%)	PL	Co, Cu, Fe, Ni, U	Pending Transfer	08/10/2009	07/10/2013	9,636.91	ha	Copperbelt, Lufwanyama; North Western, Solwezi
12067-HQ-LPL	Acirfa Mining Limited (100%)	PL	Au, Co, Cu, Ni, U	Pending Transfer	11/05/2009	03/05/2015	24,327.76	ha	Central, Kapiri Mposhi; Copperbelt, Mpongwe
12072-HQ-SPP	Bottom Pit Mining Ltd (100%)	PP	Au, Co, Cu	Expired	24/11/2008	23/11/2013	475.89	ha	North Western, Mufumbwe
12083-HQ-LPL	Zambia-Zhengyuan Mining Co. Ltd (100%)	PL	Au, Co, Cu, Mn, Ni, U	Active	03/10/2008	02/10/2014	43,069.11	ha	Central, Kapiri Mposhi, Mpongwe; Copperbelt, Mpongwe
12097-HQ-GML	Simutili Gladys Milinga (100%)	SGL	EM	Active	09/01/2009	08/01/2019	98.83	ha	
12099-HQ-SPP	Mineral Ventures Zambia Ltd (100%)	PP	Au, Co, Cu, Fe, GEM	Active	19/11/2009	18/11/2014	200.68	ha	North Western, Mwinilunga
12107-HQ-LPL	Londoloza Resources Corporation (100%)	PL	Au, Co, COA, Cu, Ni, Pb, Sn, U, Zn	Active	26/10/2012	25/10/2014	31,093.30	ha	Central, Kapiri Mposhi
12124-HQ-LPL	Zambian Highlight Mining Investment Limited (100%)	PL	Au, Co, Cu, Fe, Ni, U	Active	23/12/2009	22/12/2015	28,764.86	ha	North Western, Solwezi
12125-HQ-LPL	Lonestar Mining Limited (100%)	PL	Ag, Au, Co, Cu, Fe, U	Active	03/12/2009	02/12/2013	7,017.12	ha	Central, Chibombo, Mumbwa
12130-HQ-LPL	Providence Resources Zambia Limited (100%)	PL	Ag, Au, Co, Cu, Fe, GEM, LST, U	Active	21/03/2011	20/03/2015	41.19	km ²	North Western, Mwinilunga
12131-HQ-LPL	Copper Zone Resources Ltd (100%)	PL	Ag, Au, Co, Cu, Fe, GEM1, LST, U	Active	12/07/2010	08/05/2015	49,321.60	ha	North Western, Kabompo, Mufumbwe, Mwinilunga, Solwezi
12132-HQ-LPL	Copper Zone Resources Ltd (100%)	PL	Ag, Au, Co, Cu, Fe, GEM, LST, U	Pending Renewal	20/08/2010	19/08/2014	19,570.36	ha	North Western, Mwinilunga

Code	Parties	Type	Resources	Status	Grant Date	Expiry Date	Official Area Value	Area Unit	Map Reference
12139-HQ-LPL	Workman Mining Industries Zambia Limited (100%)	PL	U	Pending Renewal	25/08/2010	24/08/2012	392.11	km ²	Southern, Choma, Gwembe, Sinazongwe
12141-HQ-SML	Workman Mining Industries Zambia Limited (100%)	SML	Au, Cu	Active	29/10/2008	28/10/2018	400.35	ha	Central, Mkushi; Lusaka, Chongwe
12143-HQ-LPL	BHP Billiton World Exploration Incorporation Zambia Ltd (100%)	PL	Cu	Abandoned	28/03/2011	27/03/2013	79,906.80	ha	North Western, Kabompo, Zambezi
12146-HQ-LPL	BHP Billiton World Exploration Incorporation Zambia Ltd (100%)	PL	Au, Cu, DIA	Expired	28/03/2011	27/03/2013	94,182.50	ha	North Western, Kabompo, Zambezi; Western, Lukulu
12160-HQ-LPL	Workman Mining Industries Zambia Limited (100%)	PL	Au, Cu	Active	18/08/2011	17/08/2013	3,649.79	ha	Central, Mkushi
12162-HQ-SPP	Chikumbe Chibamba (100%)	PP	Au, Cu, Fe	Expired	12/02/2009	11/02/2014	198.18	ha	Central, Mumbwa
12165-HQ-LPL	Roster Nachilima (100%)	PL	Cu	Active	30/03/2013	29/03/2015	28,248.25	ha	Eastern, Chama
12181-HQ-LPL	Flow Flex Suppliers (100%)	PL	Ag, Au, Cu, Zn	Expired	20/04/2011	19/04/2013	1,375.56	ha	Copperbelt, Chililabombwe, Chingola
12191-HQ-SPP	Isaac Mukonde (100%)	PP	Ag, Co, Cu, Fe	Active	28/02/2013	27/02/2018	335.48	ha	Luapula, Mansa
12192-HQ-SPP	EverFlow WorkLine Zambia Limited (100%)	PP	Au	Active	30/11/2010	29/11/2015	33.21	ha	Central, Mkushi; Eastern, Nyimba
12198-HQ-LPL	Fisherman Mining Limited (100%)	PL	Au, Cu, DIA, Fe, LST, MIC, Mn, Nb, Ni, P, REE, Ta, Zr	Active	06/01/2010	05/01/2016	71,600.46	ha	Eastern, Chama; Northern, Isoka
12199-HQ-LPL	Turnpike Mines Limited (100%)	PL	Co, Cu, Ni	Pending Renewal	05/01/2010	04/01/2014	36.54	km ²	North Western, Kasempa, Mufumbwe
12203-HQ-SML	Daheng Group Zambia Ltd (100%)	SML	Cu	Active	01/10/2008	30/09/2018	327.80	ha	North Western, Kasempa
12204-HQ-SML	Daheng Group Zambia Ltd (100%)	SML	Cu	Active	01/10/2008	30/09/2018	327.83	ha	North Western, Kasempa
12208-HQ-SPP	Juliet Mbewe (100%)	PP	Co, Cu, Fe, Pb, Zn	Active	18/11/2009	17/11/2014	475.18	ha	North Western, Mwinilunga
12220-HQ-SPP	Donalds Investments Limited (100%)	PP	Co, Cu	Active	07/05/2010	06/05/2015	485.07	ha	North Western, Mufumbwe
12223-HQ-LPL	Copper Zone Resources Ltd (100%)	PL	Ag, Au, Co, Cu, Fe, LST, U	Active	23/08/2010	02/04/2015	49,424.58	ha	Copperbelt, Lufwanyama; North Western, Solwezi
12225-HQ-LPL	Providence Resources Zambia Limited (100%)	PL	Ag, Au, Co, Cu, Fe, GEM, GRT, LST, U	Active	04/03/2011	03/03/2015	452.76	km ²	North Western, Mufumbwe
12226-HQ-LPL	Providence Resources Zambia Limited (100%)	PL	Ag, Au, Co, Cu, Fe, GEM, LST, U	Active	21/01/2011	20/01/2015	48.17	km ²	North Western, Solwezi
12233-HQ-GML	Hachi Trading Limited (100%)	SGL	EM	Active	01/10/2008	30/09/2018	56.91	ha	Copperbelt, Lufwanyama
12243-HQ-SPP	Kulima Mwono Farming and Mining Development (100%)	PP	Au, Co, Cu, Fe	Active	09/09/2009	08/09/2014	579.67	ha	North Western, Mufumbwe
12244-HQ-SML	Kulima Mwono Farming and Mining Development (100%)	SML	Co, Cu, Fe	Active	21/01/2009	20/01/2019	373.17	ha	North Western, Mufumbwe, Kamavokwe
12246-HQ-GML	SDM Investments Limited (100%)	SGL	EM	Active	29/12/2008	28/12/2018	44.27	ha	Copperbelt, Lufwanyama

Code	Parties	Type	Resources	Status	Grant Date	Expiry Date	Official Area Value	Area Unit	Map Reference
12260-HQ-LPL	Samtrade Limited (100%)	PL	Cu	Pending Renewal	03/09/2009	02/09/2011	3,604.36	ha	North Western, Kasempa
12284-HQ-LPL	Vale Zambia Limited (100%)	PL	Ag, Au, Co, Cu, Fe, GEM, LST, U	Active	14/10/2010	13/10/2014	372.32	km ²	Copperbelt, Lufwanyama; North Western, Solwezi
12306-HQ-SPP	Koppa Mining Services and supplies Limited (100%)	PP	Au, Co, Cu	Expired	04/11/2008	03/11/2013	439.99	ha	North Western, Mufumbwe
12308_HQ-SPP	Gomes Haulage Limited (100%)	PP	Au, Co, Cu	Expired	26/11/2008	25/11/2013	429.74	ha	North Western, Kasempa, Mufumbwe
12309-HQ-SPP	Gomes Haulage Limited (100%)	PP	Au, Co, Cu	Expired	26/11/2008	25/11/2013	474.32	ha	Central, Kapiri Mposhi, Mumbwa; North Western, Kasempa
12310-HQ-SPP	Gomes Haulage Limited (100%)	PP	Au, Co, Cu	Expired	15/01/2009	14/01/2014	389.79	ha	North Western, Mufumbwe
12311-HQ-LPL	Golden Lion Mining Industry (Z) limited (100%)	PL	Ag, Au, Co, Cu, Ni, Zn	Pending Renewal	19/12/2008	18/12/2010	100,109.30	ha	North Western, Mwinilunga
12312-HQ-LPL	Golden Lion Mining Industry (Z) limited (100%)	PL	Ag, Au, Co, Cu, Ni, Zn	Pending Renewal	19/12/2008	18/12/2010	88,765.23	ha	North Western, Mwinilunga
12315-HQ-LPL	Golden Lion Mining Industry (Z) limited (100%)	PL	Au, Co, Cu, Ni, Zn	Pending Renewal	19/12/2008	18/12/2010	82,174.78	ha	North Western, Mwinilunga
12316-HQ-SPP	Fredkaz Engineering, Import and Export Limited (100%)	PP	Cu	Expired	28/04/2009	27/04/2014	6.71	ha	North Western, Mwinilunga
12322-HQ-SPP	Kamengo Mining Co Ltd (100%)	PP	Be3Al2(SiO3)6, Co, Cu, QTZ	Expired	16/03/2009	15/03/2014	402.23	ha	Copperbelt, Mpongwe
12324-HQ-SPP	Wabei Walusiku (100%)	PP	Cu	Expired	14/11/2008	13/11/2013	404.79	ha	North Western, Mwinilunga
12325-HQ-SML	Wabei Walusiku (100%)	SML	Cu	Active	11/05/2010	10/05/2021	461.49	ha	North Western, Mwinilunga
12340-HQ-SPP	Frekam Enterprises Ltd (100%)	PP	Au, Co, Cu, Fe	Active	26/12/2012	25/12/2017	328.78	ha	North Western, Kasempa
12349-HQ-LPL	Kweleka Lubasi (100%)	PL	Cu	Active	02/08/2008	01/08/2014	1,807.76	ha	North Western, Mufumbwe
12354-HQ-SPP	Oriental Copper Mining Limited (100%)	PP	Cu	Expired	14/11/2008	13/11/2013	441.52	ha	North Western, Mwinilunga
12391-HQ-SPP	Mukwandi Walusiku Chibesakunda (0%)	PP	Cu	Expired	12/12/2008	11/12/2013	441.40	ha	North Western, Mwinilunga, Kalaba
12401-HQ-SPP	Alumando Joyce Kasulu (100%)	PP	Au, Co, Cu	Expired	29/12/2008	28/12/2013	478.68	ha	North Western, Solwezi
12405-HQ-LPL	Chibote Mining Company Limited (100%)	PL	Ag, Au, Co, Cu	Pending Renewal	29/10/2008	28/10/2010	25,229.45	ha	Copperbelt, Chingola, Kalulushi, Lufwanyama, Mpongwe; North Western, Solwezi
12411-HQ-LPL	Samtrade Limited (100%)	PL	Cu	Active	19/10/2009	18/10/2015	49,493.32	ha	North Western, Mufumbwe
12414-HQ-SPP	Kaloko Mining Limited (100%)	PP	Cu, Fe, Mn	Expired	01/10/2008	30/09/2013	1,130.02	ha	Central, Mkushi
12424-HQ-SPP	Lenda Mines Ltd (100%)	PP	Cu, Ni, QTZ	Expired	27/02/2009	26/02/2014	468.97	ha	North Western, Mwinilunga
12432-HQ-LPL	Patricia Nawa (100%)	PL	Co, Cu	Pending	07/01/2010	06/01/2012	13,022.90	ha	North Western, Kasempa,

Code	Parties	Type	Resources	Status	Grant Date	Expiry Date	Official Area Value	Area Unit	Map Reference
				Renewal					Mufumbwe
12437-HQ-LPL	Falling Star Investments Limited (100%)	PL	Au, Co, Cu, LST, Mn, Pb, U, Zn	Pending Renewal	27/04/2009	26/04/2011	8,349.73	ha	Central, Kapiri Mposhi
12438-HQ-SPP	Base Metalic Zambia Limited (100%)	PP	U	Active	18/06/2009	17/06/2014	30.06	ha	North Western, Solwezi
12464-HQ-SPP	Chrispin Lubinda (100%)	PP	Cu	Expired	07/05/2009	06/05/2014	297.25	ha	Central, Mumbwa
12478-HQ-SPP	Kalch Limited (100%)	PP	Ag, Co, Cu	Expired	08/10/2008	07/10/2013	83.02	ha	North Western, Mufumbwe
12491-HQ-SML	African Deposit Limited (100%)	SML	Cu	Active	01/12/2008	30/11/2018	400.16	ha	Central, Mumbwa
12502-HQ-SPP	Emmanuel Mulenga (100%)	PP	Co	Expired	16/01/2009	15/01/2014	3.33	ha	Copperbelt, Ndola
12510-HQ-SPP	Dyma Mining Limited (100%)	PP	Co, Cu	Terminated	13/03/2009	12/03/2014	808.52	ha	North Western
12523-HQ-GML	Husa Mines Limited (100%)	SGL	AMT, AQM, Be3Al2(SiO3)6	Active	01/11/2010	31/10/2020	60.16	ha	Eastern, Lundazi
12536-HQ-SPP	Ilola Mining Company Limited (100%)	PP	Al, Au, Co, Cu, Fe, Ni, Zn	Application Rejected	03/11/2008	02/11/2013	480.21	ha	North Western, Zambiezi East, Kanyakulu
12538-HQ-SPP	Blockman Builders and Contractors (100%)	PP	Cu	Expired	29/12/2008	28/12/2013	466.10	ha	Luapula, Milenge
12541-HQ-SPP	kj Mining Investments Limited (100%)	PP	Au, Co, Cu	Expired	28/04/2009	27/04/2014	43.21	ha	North Western, Mufumbwe
12543-HQ-SML	Constine Group Limited (100%)	SML	Cu	Active	01/12/2010	30/11/2020	332.16	ha	
12544-HQ-SML	Synite Quarries Zambia Limited (100%)	SML	GRT	Active	15/01/2009	14/01/2019	244.14	ha	North Western, Solwezi
12557-HQ-SPP	Umukuba Mining Limited (100%)	PP	Ag, Au, Co, Cu, Fe	Expired	11/02/2009	10/02/2014	-	ha	North Western, Mufumbwe, Inyati
12558-HQ-SPP	Chengdu Wuyuan Investment & Dev (Z) Ltd (100%)	PP	CLY7	Active	17/08/2009	16/08/2014	39.62	ha	Central, Chibombo
12566-HQ-SPP	Gomes Haulage Limited (100%)	PP	Au, Cu	Expired	15/01/2009	14/01/2014	885.60	ha	North Western, Solwezi
12571-HQ-SPP	Gomes Haulage Limited (100%)	PP	Au, Co, Cu	Active	18/05/2011	17/05/2016	481.59	ha	North Western, Solwezi
12573-HQ-SPP	Gomes Haulage Limited (100%)	PP	Au, Co, Cu	Expired	26/11/2008	25/11/2013	478.40	ha	North Western, Kasempa
12576-HQ-LPL	Bright Star-Donzam Mining Inv. (Z) Limited (100%)	PL	Sn, Ti	Pending Renewal	22/10/2008	21/10/2010	323.02	ha	Southern, Kalomo
12577-HQ-SPP	Setanga Investment Limited (100%)	PP	Cu	Expired	23/01/2009	22/01/2014	477.98	ha	Central, Kapiri Mposhi
12580-HQ-SML	Princes Nakatindi Wina Wina (100%)	SML	LWA	Active	02/10/2009	01/10/2014	235.27	ha	Western, Kaoma
12588-HQ-LPL	Golden Elephant Investments Ltd (100%)	PL	Ag, Au, Co, Cu, Ni	Pending Renewal	03/12/2009	02/12/2011	2,925.46	ha	Central, Mumbwa
12594-HQ-SPP	Christina Shafulana (100%)	PP	Cu	Expired	18/11/2008	17/11/2013	43.47	ha	North Western, Mwinilunga
12595-HQ-SPP	Aretha Mubuyaeta Ifunga (100%)	PP	Cu	Active	12/10/2009	11/10/2014	404.59	ha	North Western, Mwinilunga
12600-HQ-AMR	Leatetia Hamooba (100%)	AMR	MS	Active	04/12/2009	22/12/2013	6.57	ha	Southern, Mazabuka

Code	Parties	Type	Resources	Status	Grant Date	Expiry Date	Official Area Value	Area Unit	Map Reference
12607-HQ-SPP	Tripple N Mining (100%)	PP	Au, Co, Cu	Expired	19/03/2009	18/03/2014	400.86	ha	
12617-HQ-LML	Jin Ding Mining Limited (100%)	LML	Cu	Active	08/01/2009	07/01/2034	2,870.44	ha	Central, Mumbwa
12622-HQ-SPP	Edger Muyunda Wamuwi (100%)	PP	Cu, Cu ₂ CO ₃ (OH) ₂	Expired	28/05/2009	27/05/2014	478.06	ha	North Western, Mwinilunga
12623-HQ-SPP	Victor Mudenda (100%)	PP	Cu, Cu ₂ CO ₃ (OH) ₂	Expired	25/11/2008	24/11/2013	13.38	ha	North Western, Mwinilunga
12634-HQ-LML	Albidon Zambia Limited (100%)	LML	U	Active	09/10/2009	08/10/2034	24,806.27	ha	Southern, Siavonga
12638-HQ-SML	Asshia Haulage Limited (100%)	SML	GRT, MBL, STN1, TLC	Active	03/12/2008	02/12/2018	171.53	ha	
12647-HQ-LML	Kenneth Konga (100%)	LML	Au, Co, Cu	Active	12/12/2008	11/12/2033	24,459.66	ha	North Western, Kabompo, Mwinilunga
12658-HQ-GML	Gunty Enterprises (100%)	SGL	EM	Active	23/10/2008	22/10/2018	246.58	ha	Copperbelt
12672-HQ-LPL	Tycoon Mining Industry Corporation Limited (100%)	PL	Mn	Pending Renewal	12/09/2008	11/09/2010	21,284.24	ha	Luapula, Mansa, Milenge
12679-HQ-SPP	KG Mining Ltd (100%)	PP	Co, Cu, Zn	Expired	19/05/2009	18/05/2014	661.34	ha	North Western, Solwezi
12682-HQ-SPP	Zambia Tuberculosis and Leprosy Trust (ZATULET) (100%)	PP	STN1	Active	28/02/2010	27/02/2015	6.59	ha	Lusaka, Kafue
12683-HQ-SPP	Lyapa Manza (100%)	PP	COA	Active	15/06/2009	14/06/2014	961.40	ha	Southern, Kalomo, Sinazongwe
12688-HQ-LPL	Intergrated Mineral Resources Limited (100%)	PL	F	Active	18/06/2012	17/06/2014	8,574.17	ha	Southern, Siavonga
12689-HQ-SPP	Giant Ore Mining Limited (100%)	PP	Ag, Au, Co, Cu ₂ CO ₃ (OH) ₂ , Pb, Zn	Expired	25/06/2009	24/06/2014	455.89	ha	North Western, Mwinilunga
12702-HQ-LPL	ERA Power and Infrastructure (z) Ltd (100%)	PL	COA	Pending Renewal	20/10/2008	19/10/2012	21,001.61	ha	Southern, Gwembe, Siavonga, Sinazongwe
12710-HQ-GML	Pearson Mwale (100%)	SGL	EM, QTZ	Active	21/04/2009	20/04/2019	23.33	ha	North Western, Solwezi
12711-HQ-SPP	Mindolo Ecumenical Foundation (100%)	PP	SDG	Expired	04/02/2009	03/02/2014	53.35	ha	Copperbelt, Kitwe
12713-HQ-GML	Black Horse Limited (100%)	SGL	EM	Active	24/03/2009	23/03/2019	88.12	ha	Copperbelt, Lufwanyama, Masaiti
12716-HQ-LPL	Qiuzhang Investment Company Limited (100%)	PL	Ag, Au, Co, Cu	Active	26/09/2008	25/09/2014	11,344.49	ha	North Western, Solwezi
12730-HQ-SPP	Chrispin Lubinda (100%)	PP	Ta	Expired	12/12/2008	11/12/2013	163.38	ha	Southern, Choma
12741-HQ-SPP	Themba Sakala (100%)	PP	P	Active	12/06/2009	11/06/2014	318.66	ha	Eastern, Katete, Petauke
12745-HQ-SPP	Gandari Mining Limited (100%)	PP	Ag, Au, Co, Cu, Fe, LST	Active	10/06/2010	09/06/2015	211.01	ha	Lusaka, Chongwe
12750-HQ-SPP	Calcite Limited (100%)	PP	LST	Expired	03/06/2009	02/06/2014	501.11	ha	Lusaka, Kafue
12762-HQ-SPP	Helmet Metal Limited (100%)	PP	Fe	Expired	17/10/2008	16/10/2013	7.91	ha	Central, Mumbwa
12795-HQ-SPP	Copperhead Limited (100%)	PP	Cu	Expired	30/03/2009	29/03/2014	297.18	ha	
12796-HQ-SPP	Gapbridge Mining Company Limited	PP	Ag, Au, Co, Cu, Ni, Pb, Pt,	Active	03/07/2009	02/07/2014	3.33	ha	

Code	Parties	Type	Resources	Status	Grant Date	Expiry Date	Official Area Value	Area Unit	Map Reference
	(100%)		Zn						
12801-HQ-LPL	Geo-Aqua Ltd (100%)	PL	Ag, Au, Co, Cu, DIA, Fe	Active	16/01/2009	15/01/2013	45,426.34	ha	Northern, Chinsali
12802-HQ-LPL	Geo-Aqua Ltd (100%)	PL	Ag, Co, Cu, Mn, Pb, Zn	Expired	16/01/2009	15/02/2013	57,882.32	ha	
12803-HQ-LPL	Muchinga Resources Ltd (100%)	PL	Co, COA, Cu, Fe, Ni, Pb, Pt	Active	06/02/2009	05/02/2013	45,099.41	ha	Southern, Namwala
12804-HQ-LPL	Muchinga Resources Ltd (100%)	PL	Co, COA, Cu, Fe, LST, Ni, Pb, U	Active	06/02/2009	05/02/2013	42,437.72	ha	
12805-HQ-LPL	Muchinga Resources Ltd (100%)	PL	Au, Co, Cu, Mn, Pb, U, Zn	Expired	27/11/2009	26/11/2013	12,069.96	ha	Lusaka, Chongwe
12829-HQ-LPL	Mwobina Agencies Limited (100%)	PL	Ag, Au, Co, Cu, Pb, Zn	Active	06/08/2010	05/08/2014	49,884.85	ha	Lusaka, Chongwe
12830-HQ-LPL	Afromi Investments Limited (100%)	PL	Au, Co, Cu, Fe, Ni, U	Pending Renewal	10/12/2009	09/12/2011	40,244.43	ha	North Western, Mwinilunga, Ikelenge
12834-HQ-LPL	Liaoning Nonferrous Jubo Mining Company Limited (100%)	PL	Co, Cu, Ni, U	Pending Renewal	03/03/2010	02/03/2012	24,041.73	ha	North Western, Solwezi
12837-HQ-LPL	Zambian Goldcommon Mining Development Company Limited (100%)	PL	Au, Co, Cu, Fe, Ni, U	Active	23/12/2008	22/12/2014	6,761.67	ha	Copperbelt
12842-HQ-LPL	Zambian Louking Mining Company Limited (100%)	PL	Au, Co, Cu, Fe, Ni, U	Active	13/01/2009	12/01/2015	22,496.14	ha	Copperbelt, Lufwanyama, Mpongwe
12843-HQ-LPL	Golden Elephant Investments Ltd (100%)	PL	AQM, Au, Co, Cu, Mn, Zn	Pending Renewal	16/10/2008	15/10/2010	31,557.47	ha	Central
12845-HQ-LPL	Gold Trap World Resources Limited (100%)	PL	Au, Cu, Fe, Ni, U	Active	03/12/2009	02/12/2013	25,509.31	ha	
12858-HQ-LPL	Golden Elephant Investments Ltd (100%)	PL	Ag, Au, Co, Cu, Ni	Pending Renewal	22/10/2008	21/10/2010	6,949.78	ha	Central, Chibombo, Mumbwa
12860-HQ-LPL	Golden Elephant Investments Ltd (100%)	PL	Ag, Au, Co, Cu, Ni	Pending Renewal	16/10/2008	15/10/2010	29,944.32	ha	Central, Mumbwa, Chief Kaindu
12865-HQ-SML	Mapompo Investements Limited (100%)	SML	Ca, DOL, Fe, LST, MIC, TLC	Active	22/12/2008	21/12/2018	75.81	ha	
12869-HQ-SML	Sakeni Mining Limited (100%)	SML	Mn	Active	22/10/2008	21/10/2018	399.76	ha	Luapula, Mansa
12870-HQ-SML	Luapula Base Metals Limited (100%)	SML	Ag, Au, Co, Cu	Active	22/10/2008	21/10/2018	383.56	ha	Luapula, Mwense
12871-HQ-SML	Sakeni Mining Limited (100%)	SML	Fe, Mn	Active	12/08/2008	11/08/2018	67.22	ha	
12876-HQ-SPP	Mushota Chipu Nkhata (100%)	PP	Cu	Expired	04/02/2009	03/02/2014	50.17	ha	North Western, Mwinilunga, Kalaba
12878-HQ-SPP	Lilian Nesta Mushota (100%)	PP	Cu	Expired	02/04/2009	01/04/2014	66.88	ha	North Western, Mwinilunga
12886-HQ-LPL	Liaoning Non-ferrous Zambia Mining Company Limited (100%)	PL	Co, Cu, Ni, U	Active	03/03/2009	02/03/2013	24,929.94	ha	North Western, Mwinilunga, Solwezi
12887-HQ-LPL	Liaoning Non-ferrous Zambia Mining Company Limited (100%)	PL	Co, Cu	Pending Renewal	31/12/2009	30/12/2011	29,318.35	ha	North Western, Mwinilunga, Solwezi

Code	Parties	Type	Resources	Status	Grant Date	Expiry Date	Official Area Value	Area Unit	Map Reference
12888-HQ-LPL	Dangote Quarries Zambia Limited (100%)	PL	LST	Active	05/03/2009	04/03/2015	945.91	ha	Lusaka, Lusaka
12889-HQ-LPL	Zambian Louking Mining Company Limited (100%)	PL	Au, Co, Cu, Fe, Ni, U	Active	22/12/2008	21/12/2014	8,668.63	ha	Copperbelt
12890-HQ-LPL	Zambian Goldcommon Resources Holdings Ltd (100%)	PL	Au, Co, Cu, Fe, Th, U	Pending Renewal	18/08/2009	17/08/2011	3,110.19	ha	North Western, Mwinilunga
12895-HQ-SPP	Aktor Minerals and Trading Company (100%)	PP	Cu	Expired	25/03/2009	24/03/2014	401.72	ha	
12896-HQ-LPL	Mayfair Mining and Minerals Limited (100%)	PL	Ni, Pb, Ta	Active	19/07/2011	18/07/2013	25,082.73	ha	Southern, Siavonga
12897-HQ-LPL	Zamanone Mining Limited (100%)	PL	Co, Cu, Mn	Pending Renewal	13/10/2009	12/10/2013	15,513.30	ha	
12924-HQ-SPP	Mulungushi Corporation Ltd (100%)	PP	Cu	Expired	09/04/2009	08/04/2014	552.94	ha	Central, Mumbwa, Mutapanda
12934-HQ-SPP	Fred Mwila (100%)	PP	Cu	Expired	08/05/2009	07/05/2014	110.44	ha	North Western, Solwezi, Mukumbi
12935-HQ-SPP	Fred Mwila (100%)	PP	Cu	Expired	08/05/2009	07/05/2014	247.69	ha	North Western, Solwezi
12943-HQ-SPP	Peter Hatuma (100%)	PP	Cu, Mn	Expired	22/01/2009	21/01/2014	137.77	ha	Luapula, Mansa
12953_HQ-SML	Briamatty Agencies Company Limited (100%)	PP	Au, Co, Cu	Active	12/08/2009	11/08/2019	389.94	ha	
12954-HQ-SML	Briamatty Agencies Company Limited (100%)	SML	Co, Cu	Active	16/12/2009	15/12/2019	359.94	ha	
12955-HQ-LPL	Geo-Aqua Ltd (100%)	PL	Ag, Au, Co, Cu, Ni, Pb, U, Zn	Active	16/01/2009	15/01/2013	49,033.35	ha	Northern, Mpika
12956-HQ-LPL	Geo-Aqua Ltd (100%)	PL	Au, Co, Cu, Pb, U, Zn	Expired	16/01/2009	15/01/2013	40,422.44	ha	Northern, Mpika
12957-HQ-LPL	Geo-Aqua Ltd (100%)	PL	Au, Cu, Pb, Pt, Sn, Zn	Active	16/01/2009	15/01/2013	51,089.71	ha	Northern, Mpika
12958-HQ-LPL	Muchinga Resources Ltd (100%)	PL	COA, Cu, P, Pb, PGM, Zn	Active	06/03/2009	05/03/2013	38,426.81	ha	Eastern, Petauke, Sinda
12959-HQ-LPL	Muchinga Resources Ltd (100%)	PL	Ag, Au, Co, COA, Cu, Fe, Ni, P, Pb, Pt, U, Zn	Expired	06/02/2009	05/02/2013	26,916.59	ha	Southern, Namwala
12967-HQ-LPL	Jilin Nonferrous Mining zambia Limited (100%)	PL	Au, Cu, Mn	Active	07/11/2008	06/11/2014	4,340.85	ha	Eastern, Petauke
12970-HQ-LPL	Chomba Nalungwe (100%)	PL	Au, Cu, Ni, U	Pending Renewal	04/11/2010	03/11/2012	1,066.19	ha	North Western, Solwezi
12972-HQ-LPL	Wang wang Holding Zambia limited (100%)	PL	Ag, Au, Co, Cu, Ni, Zn	Expired	06/01/2009	05/01/2013	31,367.58	ha	
12976-HQ-LPL	Jonah Mining zambia Limited (100%)	PL	Au, Co, Cu, Pb	Active	14/10/2010	13/10/2014	43,343.64	ha	North Western, Kasempa
12977-HQ-SPP	Chowa Mining and Exploration Co. Ltd (100%)	PP	Mn	Expired	29/12/2008	28/12/2013	513.52	ha	
12984-HQ-GML	Issac Mumba (100%)	SGL	AQM, TML	Active	06/02/2009	05/02/2019	317.18	ha	Eastern, Lundazi
12985-HQ-LML	Kronos Limited (100%)	LML	Co, Cu, Zn	Active	08/01/2009	07/01/2034	797.88	ha	Copperbelt, Chingola

Code	Parties	Type	Resources	Status	Grant Date	Expiry Date	Official Area Value	Area Unit	Map Reference
12997-HQ-LPL	Metmin Limited (100%)	PL	Ag, Au, Co, Cu, Fe, Mn, Ni, Pb, U	Active	24/06/2009	23/06/2013	151.51	km ²	Central, Mumbwa
13007-HQ-SML	Base Metalic Zambia Limited (100%)	SML	Co, Cu	Active	18/06/2009	17/06/2019	439.95	ha	
13008-HQ-SML	Base Metalic Zambia Limited (100%)	SML	Co, Cu	Active	17/06/2009	16/06/2019	439.95	ha	
13012-HQ-SML	Shearzone Resources Limited (100%)	SML	Cu	Active	03/07/2009	02/07/2019	6.62	ha	Central, Mumbwa
13013-HQ-SML	Shearzone Resources Limited (100%)	SML		Pending Transfer	10/02/2009	09/02/2019	19.86	ha	
13014-HQ-SML	Shearzone Resources Limited (100%)	SML	Cu	Active	21/03/2010	20/03/2015	277.97	ha	Central, Mumbwa, Mumbwa
13022-HQ-SPP	Willies Nsakasha Chibwe (100%)	PP	Cu, Mn, Pb, QTZ, Zn	Active	15/03/2010	14/03/2015	93.98	ha	Luapula, Mansa
13026-HQ-LPL	Guntzy Enterprises (100%)	PL	Au, U	Active	18/03/2009	11/03/2013	324.11	km ²	Northern, Mbala
13030-HQ-LPL	Innovative Mining Limited (100%)	PL	Co, Cu, Fe, Mn, Ti, Zn	Pending Renewal	10/03/2012	09/03/2014	52,590.16	ha	Luapula, Luwingu, Mansa, Samfya; Northern, Luwingu
13031-HQ-GML	Wise Focus Mining Limited (100%)	SGL	QTZ	Active	23/02/2009	22/02/2019	190.39	ha	North Western, Solwezi
13045-HQ-LPL	Sanga Mumbwa Limited (100%)	PL	Au, Co, Cu, Fe, Mn	Expired	04/02/2009	03/02/2013	3,490.50	ha	Central, Mumbwa
13047-HQ-LPL	Mulungushi Corporation Ltd (100%)	PL	Cu	Pending Renewal	19/12/2008	18/12/2010	7,398.81	ha	North Western, Kasempa
13048-HQ-LPL	Mulungushi Corporation Ltd (100%)	PL	Cu	Pending Renewal	19/12/2008	18/12/2010	4,550.63	ha	
13049-HQ-LPL	Sino-Kasempa Minerals Limited (100%)	PL	U	Pending Renewal	21/04/2009	20/04/2013	13,261.68	ha	
13050-HQ-LPL	Sino-Kasempa Minerals Limited (100%)	PL	U	Active	20/04/2009	19/04/2013	48,105.23	ha	
13053-HQ-LPL	Frejem Investments Limited (100%)	PL	Ag, Au, Co, Cu, Fe, Mn, Pb, Zn	Active	28/02/2011	27/02/2013	84,466.52	ha	
13059-HQ-LPL	Gold Trap World Resources Limited (100%)	PL	Ag, Au, Co, Cu, Fe, Ni, Sn, U	Pending Renewal	27/02/2009	26/02/2011	67,891.50	ha	Eastern, Katete, Mikumpa
13064-HQ-LPL	Kujima Mining and Exploration Limited (100%)	PL	Au, Cu, Zn	Active	28/04/2009	27/04/2013	6,822.70	ha	
13065-HQ-LPL	Kujima Mining and Exploration Limited (100%)	PL	Au, Cu, U	Pending Renewal	18/11/2009	17/11/2011	16,825.65	ha	
13076-HQ-SPP	Chichoke Investments Limited (100%)	PP	MS	Active	26/01/2011	25/01/2016	3.34	ha	
13077-HQ-SPP	Frank B Simbeye (100%)	PP	Cu, Ti	Expired	11/06/2009	10/06/2014	215.41	ha	Northern, Isoka, Malale
13080-HQ-LPL	Gold Trap World Resources Limited (100%)	PL	Au, Co, Cu, Fe, Ni, U	Pending Renewal	03/09/2009	02/09/2011	18,575.69	ha	
13087-HQ-SPP	Hubworks Investments Limited (100%)	PP	QTZ, SIL	Active	01/07/2011	30/06/2016	0.13	ha	Copperbelt, Kalulushi
13088-HQ-SPP	Wamunungo Musiyalike (100%)	PP	Cu	Expired	24/04/2009	23/04/2014	225.91	ha	North Western, Mufumbwe, Mufumbwe

Code	Parties	Type	Resources	Status	Grant Date	Expiry Date	Official Area Value	Area Unit	Map Reference
13091-HQ-LPL	Beatrice Musuwa (100%)	PL	Co, Cu, Mn, Pb, U, Zn	Pending Renewal	25/08/2009	24/08/2011	11,085.29	ha	
13092-HQ-SML	Sabi Minerals Limited (100%)	SML	Au	Active	19/08/2009	18/08/2019	350.35	ha	Eastern, Lundazi
13093-HQ-LPL	Chalimbana Resources Limited (100%)	PL	Ag, Au, Co, Cu, Fe, Ir, Mn, Ni, Os, Pb, Pd, Pt, Rh, Ru, Sb, Sc, Sn, Th, Ti, U, V, Yt, Zn	Expired	15/05/2009	14/05/2013	47,319.16	ha	Lusaka, Chongwe, Kafue; Southern, Mazabuka, Siavonga
13094-HQ-LPL	Chalimbana Resources Limited (100%)	PL	Au, Cu, Fe, Ni, Pb, PGM, REE, Sb, U, Zn	Expired	13/03/2009	12/03/2013	3,249.46	ha	Lusaka, Kafue; Southern, Mazabuka
13103-HQ-SPP	Joshua kachibe Chikonde (100%)	PP	Cu, Mn	Active	12/06/2009	11/06/2014	292.29	ha	
13107-HQ-LPL	Sekelela Enterprises Limited (100%)	PL	Cu	Pending Renewal	08/07/2009	07/07/2011	4,716.73	ha	Central, Kapiri Mposhi
13117-HQ-LPL	Precision Mining Zambia Limited (100%)	PL	Co, Cu, LST, Mn, Sn	Pending Renewal	26/06/2009	25/06/2011	19,746.65	ha	
13119-HQ-LPL	Mbolowa Lindunda (100%)	PL	Co, Cu, LST, Mn, Sn	Active	19/02/2009	18/02/2013	38,957.90	ha	Luapula, Samfya, Samfya
13129-HQ-LPL	Precision Mining Zambia Limited (100%)	PL	Co, Cu, LST, Mn, Sn	Pending Renewal	26/06/2009	25/06/2011	42,584.12	ha	Luapula, Mansa
13136-HQ-LPL	Catherine Zulu (100%)	PL	Au, Co, Cu, Fe, Mn, Ni, Zn	Pending Renewal	15/06/2009	14/06/2011	3,062.60	ha	Luapula, Milenge, Chembe
13137-HQ-LPL	Chalimbana Resources Limited (100%)	PL	Ag, Au, Co, Cu, Fe, Ir, Mn, Ni, Os, Pb, Pd, PGM, Pt, REE, Rh, Ru, Sb, Sc, Sn, Th, Ti, U, V, W, Yt, Z	Active	13/03/2009	12/03/2013	12,457.43	ha	Lusaka, Kafue
13140-HQ-LPL	Chalimbana Resources Limited (100%)	PL	Ag, Au, Co, Cu, Fe, Mn, Ni, Pb, PGM, Sb, Sc, Sn, Th, Ti, U, V, Yt, Zn	Expired	22/01/2009	21/01/2013	47,561.31	ha	Central, Chibombo, Kapiri Mposhi
13148-HQ-LPL	Mwembeshi Resources Limited (100%)	PL	Au, Co, Cu, Fe, Mn, Ni, Pb, PGM, Sb, Sn, Th, Ti, U, Zn	Pending Renewal	31/03/2009	30/03/2011	17,778.81	ha	Central, Chibombo, Kabwe, Kapiri Mposhi
13149-HQ-LPL	Mwembeshi Resources Limited (100%)	PL	Au, Co, Cu, Mn, Pb, Zn	Pending Renewal	31/03/2009	30/03/2011	14,685.98	ha	Lusaka, Chongwe, Rufunsa
13150-HQ-SPP	NB Mining and Construction Limited (100%)	PP	Mn	Expired	10/12/2008	09/12/2013	401.10	ha	Luapula, Mansa
13156-HQ-SPP	Rozipher Mwiinga (100%)	PP	Au, Cu, Fe	Active	14/04/2010	13/04/2015	435.98	ha	Central, Mumbwa
13170-HQ-LPL	Cheowa Resources Limited (100%)	PL	Au, Co, Cu, Mn, Pb, Zn	Pending Renewal	09/04/2009	08/04/2013	19,873.69	ha	Lusaka, Chongwe, Chalimbana
13171-HQ-LPL	Cheowa Resources Limited (100%)	PL	Au, Co, Cu, Pb	Active	09/04/2009	08/04/2013	33,963.76	ha	Lusaka, Chongwe, Chayinda
13172-HQ-LPL	Mpande Limestone Limited (100%)	PL	LST	Pending Renewal	31/03/2010	30/03/2012	9,464.48	ha	Lusaka, Chongwe
13173-HQ-LPL	Mpande Limestone Limited (100%)	PL	LST	Expired	18/03/2009	17/03/2013	10,716.85	ha	Lusaka, Chongwe/Kafue, Mpande
13174-HQ-LPL	Zhonglian Mining Group Limited (100%)	PL	Ag, Au, Co, Cu, Ni, Zn	Pending Renewal	19/12/2008	18/12/2010	79,216.53	ha	North Western, Mwinilunga

Code	Parties	Type	Resources	Status	Grant Date	Expiry Date	Official Area Value	Area Unit	Map Reference
13184-HQ-LPL	Dangote Quarries Zambia Limited (100%)	PL	LST	Pending Renewal	17/03/2009	16/03/2011	9.41	km ²	Copperbelt, Masaiti, Ndola
13193 -HQ-AMR	Elia Malikuki (100%)	AMR	Cu	Active	24/05/2011	23/05/2015	6.68	ha	
13196-HQ-LPL	Zambian Goldcommon Resources Holdings Ltd (100%)	PL	Au, Co, Cu, Fe, Ni, U	Pending Renewal	27/04/2009	26/04/2011	18,236.73	ha	Lusaka, Luangwa, Luangwa
13198-HQ-LPL	Falling Star Investments Limited (100%)	PL	Au, Co, Cu, Mo, Pt, U	Pending Renewal	27/04/2009	26/04/2011	10,239.47	ha	Central, Chongwe, Chongwe
13204-HQ-SPP	Evaristo M. Chitalu (100%)	PP	Mn	Expired	03/03/2009	02/03/2014	470.13	ha	Luapula, Mansa
13206-HQ-SPP	Lafaso Investments limited (100%)	PP	Cu	Expired	15/05/2009	14/05/2014	79.75	ha	North Western, Mufumbwe
13207-HQ- LML	Macrolink Resources (z)Limited (100%)	LML	Cu	Active	18/03/2010	17/03/2035	366.95	ha	Copperbelt, Ndola
13219-HQ-GML	Kashif Abtone Mphande (100%)	SGL	AQM, QTZ	Active	21/07/2011	20/07/2021	266.88	ha	Eastern, Lundazi, Chikomene
13223-HQ-SML	Leveka Mining Ltd (100%)	SML	Au, Co, Cu, DIA, Mn	Active	31/07/2009	30/07/2019	241.79	ha	
13225-HQ-LPL	Adventure Resources Limited (100%)	PL	Au, Co, Cu, Fe, Ni, U	Active	27/02/2009	26/02/2015	26,712.72	ha	North Western, Kasempa
13227-HQ-SML	Mushimu Henry Kalenga (100%)	SML	Cu	Active	11/04/2009	10/04/2019	397.39	ha	
13229-HQ-LPL	Kuando Mines and Minerals (100%)	PL	P	Active	18/12/2010	17/12/2014	5,181.68	ha	Lusaka, Chongwe, Luangwa
13232-HQ-SPP	Brebner School Chalk Limited (100%)	PP	GYP	Active	26/11/2009	25/11/2014	3.85	km ²	Southern, Monze
13252-HQ-SPP	Kadam'Manja Mining Company Limited (100%)	PP	Au, Co, Cu, Zn	Active	18/01/2010	17/01/2015	13.26	ha	
13261-HQ-SGL	Ramabahi Nayee Sankabhai (100%)	SGL	AQM, TML	Active	30/09/2009	29/09/2019	26.66	ha	Eastern, Lundazi
13265-HQ-LPL	Chirundu Joint Venture Zambia Limited (100%)	PL	COA, RAM, U	Pending Renewal	17/12/2009	16/12/2011	23,076.27	ha	Lusaka, Kafue; Southern, Mazabuka, Siavonga
13270-HQ-SPP	Joseph Chitalo (100%)	PP	Mn	Active	18/06/2010	17/06/2015	406.98	ha	Luapula, Mwense
13271-HQ-SPP	Ronald Phiri (100%)	PP	Au, Co, Cu	Active	18/11/2010	17/11/2015	402.24	ha	Central, Serenje
13273-HQ-GML	Mwase Phiri (100%)	SGL	AQM, GAR, TML	Active	20/11/2009	19/11/2019	53.41	ha	Eastern, Lundazi
13280-HQ-AMR	Musati Ngwenya (100%)	AMR	Au, Cu, PGM	Active	12/10/2012	11/10/2014	6.71	ha	
13282-HQ-SGL	Mweko Enterprises (100%)	SGL	AQM, QTZ, TML	Active	14/11/2009	13/11/2019	404.88	ha	Northern, Mpika
13283-HQ-LML	Taurian Copper Limited (100%)	LML	Ag, Au, Cu, Mn, Pb	Active	02/03/2010	01/03/2035	24,150.63	ha	Luapula, Mansa
13284-HQ-LPL	Mulenga chimpusa Frank (100%)	PL	ALM	Expired	25/01/2011	24/01/2013	33,275.68	ha	Southern, Siavonga
13287-HQ-LML	Luminu Minerals Limited (100%)	LML	Ag, Au, Co, Cu, Mn, Pb, Zn	Active	02/03/2010	01/03/2035	22,130.50	ha	Luapula, Mansa, Milenge
13290-HQ-SGL	Kalukana Investments Limited (100%)	SGL	Be3Al2(SiO3)6, EM	Active	20/08/2009	19/08/2019	118.25	ha	
13292 - HQ-LPL	Musamu Resources ltd (100%)	PL	Ag, Au, Co, Cu, Mn, Ni,	Pending	01/07/2009	30/06/2013	47,307.26	ha	Luapula, Mansa, Mwense

Code	Parties	Type	Resources	Status	Grant Date	Expiry Date	Official Area Value	Area Unit	Map Reference
			PGM	Renewal					
13293-HQ-LPL	Musamu Resources ltd (100%)	PL	Ag, Au, Co, Fe, Ni, Pb, PGM	Pending Renewal	01/07/2009	29/12/2013	15,456.19	ha	Luapula, Mansa
13296-HQ-LGL	Wise Focus Mining Limited (100%)	LGL	AMT, QTZ, TML	Active	12/06/2009	11/06/2034	511.86	ha	Northern, Mpika
13301-HQ-LPL	Adventure Resources Limited (100%)	PL	Au, Bi, Cu, Ni, Pb	Active	18/08/2009	17/08/2015	20,947.27	ha	Eastern, Chipata
13302-HQ-LPL	Gan Xin Mining and Resources Limited (100%)	PL	Au, Bi, Cu, Fe, Ni	Active	04/08/2009	03/08/2015	37,482.17	ha	Eastern, Chadiza
13312-HQ-SML	Dyma Mining Limited (100%)	SML	Co, Cu	Active	07/09/2009	06/09/2019	392.52	ha	North Western, Mwinilunga
13322-HQ-SML	Luapula Base Metals Limited (100%)	SML	Fe, Mn	Active	30/01/2010	29/01/2020	336.16	ha	Luapula, Mwense
13329-HQ-SML	Ngolo construction & mining Ltd (100%)	SML	Co, Cu, Zn	Active	04/09/2007	03/09/2017	420.25	ha	Central, Mumbwa
13334-HQ-SML	Magnum Resources Limited (100%)	SML		Active	23/11/2009	22/11/2019	20.00	ha	Copperbelt, Ndola
13335-HQ-SPP	Musonda B. Kabwe (100%)	PP	Au, Cu, Fe	Active	07/06/2011	06/06/2016	19.98	ha	Copperbelt, Lufwanyama
13336-HQ-SPP	Joyce Mwewa (100%)	PP	Au, Cu, Fe, PGM	Active	05/05/2011	04/05/2016	19.98	ha	Copperbelt, Lufwanyama
13355-HQ-SML	Naoz & Mukonde Limited (0%)	SML	Cu, Fe, Mn	Active	14/09/2006	13/09/2021	399.49	ha	Luapula, Mansa
13370-HQ-LPL	Jason Mfula (100%)	PL	Co, Cu, Mn	Pending Renewal	24/08/2011	23/08/2013	24,455.30	ha	Luapula, Mansa, Mwense
13404-HQ-LPL	Sedgwick Resources Limited (100%)	PL	Ag, Au, Co, Cu, Fe, Ni, Pb, REE, U, Zn	Pending Renewal	13/09/2012	12/09/2014	94,299.31	ha	Copperbelt, Lufwanyama; North Western, Solwezi
13405-HQ-LPL	Sedgwick Resources Limited (100%)	PL	Al, ASB, Au, Bi, Co, COA, Cu, Fe, Ni, REE, U	Active	04/06/2012	03/06/2014	39,704.22	ha	North Western, Solwezi
13409-HQ-LPL	Amm-Tech Trading Limited (100%)	PL	Au, Sn, W	Active	03/12/2009	19/03/2016	242.25	km ²	Southern, Choma
13421-HQ-SGL	Joseph Muyangana (100%)	SGL	AMT, Be ₃ Al ₂ (SiO ₃) ₆ , GAR, TML	Active	28/12/2010	27/12/2020	303.84	ha	Eastern, Lundazi
13423-HQ-SPP	WL5 Logistics Ltd (100%)	PP	Au, Cu	Active	28/08/2013	27/08/2018	981.73	ha	Eastern, Lundazi
13473-HQ-SML	D and B Gem-Ores Limited (100%)	SML		Pending Transfer	05/11/2010	04/11/2020	408.28	ha	Luapula, Kawambwa
13487-HQ-SPP	Sunday Sinyangwe (100%)	PP	Au, Cu, Mn, Ni	Expired	01/10/2008	30/09/2013	865.76	ha	Northern, Chinsali
13490-HQ-GML	Chukwumeka Limited (100%)	SGL	AQM	Active	05/03/1997	04/03/2017	161.54	ha	Southern, Itezhi Tezhi
13500-HQ-LPL	PLR Projects Zambia Ltd (100%)	PL	Co, Cu, Mn, Pb, Zn	Active	15/05/2011	14/05/2015	943.15	km ²	Luapula, Mansa, Milenge
13501-HQ-LPL	PLR Projects Zambia Ltd (100%)	PL	Co, Cu, Mn, Pb, Zn	Active	07/04/2011	06/04/2015	97,376.39	ha	Luapula, Mansa, Milenge
13510-HQ-LPL	Mwelo Mines Limited (100%)	PL	Au, Co, Cu, Mn	Pending Renewal	01/04/2011	31/03/2013	45,180.72	ha	Central, Kapiri Mposhi
13511-HQ-LPL	Mwelo Mines Limited (100%)	PL	Au, Co, Cu, Mn	Pending Renewal	31/03/2011	30/03/2013	48,018.02	ha	Central, Chibombo, Kapiri Mposhi, Mumbwa

Code	Parties	Type	Resources	Status	Grant Date	Expiry Date	Official Area Value	Area Unit	Map Reference
13518-HQ-LPL	Kaveri Mining Limited (100%)	PL	Co, Cu, Mn, Pb, Zn	Pending Renewal	29/06/2010	28/06/2014	45,151.62	ha	Luapula, Mansa, Mwense
13520-HQ-LPL	Dalpet Mining Limited (100%)	PL	Co, Cu, Mn, Pb, Zn	Pending Renewal	29/06/2010	26/07/2014	21,939.51	ha	Luapula, Mansa
13546-HQ-SML	Tongyi Lead and zinc Mining Zambia Limited (100%)	SML	Zn	Active	14/01/2010	13/01/2020	400.94	ha	Central, Kabwe
13555-HQ-LML	Luminu Minerals Limited (100%)	LML	Ag, Au, Cu, Mn, Pb	Active	02/03/2010	01/03/2035	11,559.44	ha	Luapula, Mansa
13559-HQ-SPP	Kweleka Lubasi (100%)	PP	Au, Co, Cu, Mn	Active	12/08/2009	11/08/2014	448.70	ha	Central, Kapiri Mposhi
13560-HQ-SPP	Luanginga Mining Ltd (100%)	PP	Ag, Au, Cu	Active	12/08/2009	11/08/2014	990.98	ha	Eastern, Lundazi
13570-HQ-SML	Charles Silaupa Silavwe (100%)	SML	Cu, Fe, Mn	Active	01/09/2009	31/08/2019	396.17	ha	Luapula, Mansa
13571-HQ-SPP	Brandline Africa Limited (100%)	PP	LST	Active	18/01/2010	17/01/2015	748.75	ha	
13588-HQ-SPP	Lizakachi Mining Investments Ltd (100%)	PP	Co, Cu	Active	12/04/2012	11/04/2017	903.55	ha	
13598 -HQ-SPP	Viking Investments Group Limited (100%)	PP	STN	Active	06/08/2010	05/08/2015	36.28	ha	Lusaka, Kafue
13600-HQ-SML	Bottom Pit Mining Ltd (100%)	SML	Au, Co, Cu, Fe	Active	04/12/2009	03/12/2019	332.84	ha	
13604-HQ-SGL	Rodwell Kahona (100%)	SGL	AQM, EM	Active	08/01/2010	07/01/2020	400.42	ha	Eastern, Lundazi
13607-HQ-SGML	Kampas Kashala Kanda (100%)	SGL	AMT	Active	13/04/2004	12/04/2014	200.00	ha	Southern, Kalomo
13613-HQ-SGML	Mwana Lubaba (100%)	SGL	AMT, QTZ	Active	10/06/2004	09/06/2014	200.00	ha	Southern, Kalomo
13629-HQ-SML	Manga Mining Company Limited (100%)	SML	Cu, Mn, Zn	Active	07/12/2009	06/12/2019	400.87	ha	Central, Kapiri Mposhi
13631-HQ-AMR	Toel Ngobola (100%)	AMR	SDG	Pending Renewal	07/06/2011	06/06/2013	3.29	ha	Southern, Mazabuka
13642-HQ-LPL	Chirundu Joint Venture Zambia Limited (100%)	PL	COA, U	Active	03/12/2009	03/12/2015	13,404.58	ha	Southern, Gwembe
13646-HQ-LPL	Muchinga Energy Resources Ltd (100%)	PL	COA, U	Active	23/03/2010	22/03/2015	3,781.49	ha	Southern, Sinazongwe
13649-HQ-SML	D and B Gem-Ores Limited (100%)	SML	GYP	Active	22/05/2009	21/05/2019	116.93	ha	Northern, Mpika
13652-HQ-LPL	Caltage Enterprises Limited (100%)	PL		Active	28/12/2010	27/12/2014	31,423.41	ha	North Western, Mufumbwe
13662-HQ-LPL	D and B Gem-Ores Limited (100%)	PL	GYP	Active	29/01/2010	28/01/2014	3,688.73	ha	Northern, Mpika
13664-HQ-SML	KG Mining Ltd (100%)	SML	Co, Cu, Zn	Active	11/08/2009	10/08/2019	3.94	km ²	
13674-HQ-SPP	Robert Zulu (100%)	PP	STN1	Active	12/11/2009	11/11/2014	29.95	ha	Eastern, Mambwe
13689-HQ-LPL	BHP Billiton World Exploration Incorporation Zambia Ltd (100%)	PL		Active	17/01/2011	16/01/2013	57,737.01	ha	North Western, Zambezi; Western, Lukulu
13699-HQ-LPL	Xingxing Minerals Resources Zambia Limited (100%)	PL	Cu	Pending Renewal	26/03/2010	25/03/2012	28,258.06	ha	Copperbelt, Kitwe, Luanshya, Masaiti, Ndola

Code	Parties	Type	Resources	Status	Grant Date	Expiry Date	Official Area Value	Area Unit	Map Reference
13704-HQ-SML	Joshua kachibe Chikonde (100%)	SML	Cu, Mn	Active	05/01/2011	04/01/2021	369.55	ha	Luapula, Mansa
13707-HQ-LPL	Penetrative Exploration and Mining limited (100%)	PL	Au, Co, COA, Cu, LST, Mn, U	Active	16/03/2011	15/03/2013	78,251.74	ha	Eastern, Chama
13708-HQ-LPL	Penetrative Exploration and Mining Ltd (100%)	PL	Au, Co, COA, Cu, LST, Mn, U	Active	05/01/2010	04/01/2014	30,679.96	ha	Southern, Choma, Gwembe, Monze
13709-HQ-LPL	Juliet Tembo (100%)	PL	Au, Co, Cu	Pending Renewal	12/11/2009	11/11/2011	19,900.43	ha	Northern, Kaputa
13722-HQ-LPL	Falling Star Investments Limited (100%)	PL	Au, Co, Cu, Fe	Active	30/10/2009	29/10/2015	40,608.09	ha	Copperbelt, Chililabombwe, Chingola
13723-HQ-LPL	Jilin Nonferrous Mining zambia Limited (100%)	PL	Ag, Au, Co, Cu, Mn, Ni, U	Active	09/09/2009	08/09/2015	1,534.67	ha	North Western, Mufumbwe
13724-HQ-SPP	EVELYN CHONGO (100%)	PP	Cu	Active	24/01/2011	23/01/2016	332.68	ha	Central, Mkushi
13725-HQ-SPP	EVELYN CHONGO (100%)	PP	Cu	Active	18/01/2010	17/01/2015	395.92	ha	Central, Mkushi
13734-HQ-SPP	Mumba Mwiinga (100%)	PP	Cu	Active	28/06/2013	27/06/2018	39.71	ha	Central, Mumbwa
13740-HQ-LPL	Falling Star Investments Limited (100%)	PL	Au, Co, Cu, Fe	Pending Renewal	28/01/2010	27/01/2012	45,612.07	ha	Northern, Mpika
13753-HQ-LPL	Kalumbila Minerals Limited (100%)	PL	Ag, Au, Fe, PGM	Active	04/09/2009	03/09/2015	20,469.30	ha	
13754-HQ-LPL	Kalumbila Minerals Limited (100%)	PL	Ag, Au, Fe, PGM, U	Active	04/09/2009	03/09/2013	15,567.59	ha	
13757-HQ-LPL	Long jiang Non-Ferrous Mining Zambia Limited (100%)	PL	Ag, Au, Co, Cu, Mn, Ni, U	Active	09/09/2009	08/09/2013	13,035.86	ha	North Western, Solwezi
13758-HQ-LPL	Long jiang Non-Ferrous Mining Zambia Limited (100%)	PL	Au, Co, Cu, Fe, Mn, Ni, U	Active	18/09/2009	17/09/2015	20,499.08	ha	North Western, Solwezi
13762-HQ-SGML	Universal Minerals Limited (100%)	SGL	Gr tourm, TML	Active	15/06/2012	14/06/2022	363.00	ha	Central, Mumbwa
13763-HQ-SGL	Ndashi W. Chitalu (100%)	SGL	AQM, GAR, TML	Active	01/11/2011	31/10/2021	398.04	ha	Eastern, Nyimba
13764-HQ-LPL	African Energy Resources Limited (100%)	PL	COA, DIA, U	Active	17/12/2009	16/12/2014	5,828.61	ha	Southern, Gwembe
13770-HQ-GML	Kasho Mining Ltd (100%)	SGL		Active	10/05/2010	09/05/2020	333.35	ha	
13772-HQ-SGL	Isreal Muzokela (100%)	SGL	QTZ	Active	03/05/2010	02/05/2020	404.61	ha	Northern, Mpika
13777-HQ-LPL	Jilin Nonferrous Mining zambia Limited (100%)	PL	Ag, Au, Co, Cu, Mn, Ni, U	Pending Renewal	18/09/2009	17/09/2013	4,372.03	ha	
13778-HQ-SPP	Konsolo Minerals Limited (100%)	PP	COA, Cu	Active	20/05/2010	19/05/2015	134.49	ha	Northern, Isoka
13782-HQ-SPP	Botha Jan Wessel (100%)	PP	Cu	Active	20/11/2009	19/11/2014	614.37	ha	Central, Mumbwa
13797-HQ-SPP	Jolehya Joy Mapani (100%)	PP	Co, Cu, Ni	Active	25/12/2009	24/12/2014	402.40	ha	Eastern, Mambwe
13800-HQ-AMR	Allan kimbani (100%)	AMR	MS	Active	23/05/2013	22/05/2015	6.68	ha	
13802-HQ-AMR	Godfrey Kikome (100%)	AMR	MS	Active	23/05/2013	22/05/2015	6.68	ha	

Code	Parties	Type	Resources	Status	Grant Date	Expiry Date	Official Area Value	Area Unit	Map Reference
13806-HQ-SPP	Gabriel Kasakula (100%)	PP	Co, Cu, Mn	Active	05/02/2010	04/02/2015	336.13	ha	Luapula, Mwense
13810-HQ-LPL	Zamming Company Ltd (100%)	PL	Ag, Au, Co, Cu, Ni	Active	22/12/2009	21/12/2015	14,347.76	ha	Lusaka, Chongwe
13812-HQ-LPL	Katanga Resources Limited (100%)	PL	Cu	Expired	15/03/2011	14/03/2013	1,065.47	ha	Copperbelt, Mufulira
13813-HQ-SPP	Lawgum Investments Limited (100%)	PP	SIL	Active	11/08/2009	10/08/2014	403.41	ha	Copperbelt, Kalulushi
13819-HQ-LPL	Kunyan Nonferrous Mining Zambia Limited (100%)	PL	Ag, Au, Co, Cu, Mn, Ni, U	Active	13/01/2010	12/01/2016	248.68	km ²	
13822-HQ-SPP	Mimbula Mining Consortium Ltd (100%)	PP	Au, Co, Cu, Cu ₂ CO ₃ (OH) ₂	Active	28/01/2010	27/01/2015	648.00	ha	
13828-HQ-SML	Douglas Hachingala (100%)	SML	Ag, Au, Cu	Active	04/11/2009	03/11/2019	343.13	ha	Central, Kapiri Mposhi
13829-HQ-SML	Diallo Enterprises Limited (100%)	SML	Au, Co, Cu	Active	20/01/2010	19/01/2020	326.34	ha	Copperbelt, Luanshya
13830-HQ-SML	Agro Tech Zambia Limited (100%)	SML	Cu	Active	05/02/2008	04/02/2018	441.99	ha	
13832-HQ-LPL	Golden Elephant Investments Ltd (100%)	PL	Au, Co, Cu, Fe, Ni, U	Pending Renewal	03/12/2009	02/12/2011	7,615.42	ha	
13833-HQ-LPL	Golden Elephant Investments Ltd (100%)	PL	Au, Co, Cu, Fe, Ni, U	Active	04/01/2009	03/01/2013	8,781.48	ha	
13834-HQ-SPP	Bottom Pit Mining Ltd (100%)	PP	Ag, Au, Co, Cu	Active	09/04/2010	08/04/2015	329.52	ha	
13836-HQ-AMR	Emmanuel J. Chanda (100%)	AMR	QTZ, SiO ₂	Active	27/06/2011	26/06/2015	3.36	ha	Luapula, Mansa
13837-HQ-LML	Zhonghui Mining Industry Zambia Limited (100%)	LML	Co, Cu	Active	30/09/2009	29/09/2038	3,178.86	ha	Copperbelt, Kalulushi, Kitwe
13837-HQ-LML cancelled	Zhonghui Mining Industry Zambia Limited (100%)	LML	Co, Cu	Application Rejected	01/10/2009	30/09/2034	53.38	ha	Copperbelt, Kalulushi, Kitwe
13839-HQ-LPL	Donzam Investements Zambia Limited (100%)	PL	Ag, Au, Co, Cu, Mn, Ni, U	Active	20/09/2010	19/09/2014	12,483.84	ha	Copperbelt, Chingola
13843-HQ-LPL	Zambian Nonferrous Metals Exploration & Construction Co. Ltd (100%)	PL	Au, Co, Cu, Ni, Pb	Pending Renewal	22/12/2009	21/12/2011	95,074.76	ha	Eastern, Lundazi, Mambwe; Northern, Mpika
13855-HQ-LPL	ZCCM IH Plc (100%)	PL	Au, Cu, DIA	Pending Renewal	22/06/2010	21/06/2012	74,812.54	ha	Northern, Chinsali
13856-HQ-LPL	ZCCM IH Plc (100%)	PL	Ag, Au, Cu, Mn	Pending Renewal	22/06/2010	21/06/2014	79,364.21	ha	Northern, Chinsali, Mpika
13857-HQ-LPL	ZCCM IH Plc (100%)	PL	Au, Cu, DIA	Pending Renewal	20/04/2010	19/04/2012	81,761.19	ha	Northern, Chinsali, Mpika
13860-HQ-LPL	ZCCM IH Plc (100%)	PL	Ag, Au, Cu, Mn	Pending Renewal	18/10/2010	17/10/2012	33,645.91	ha	Northern, Chinsali
13863-HQ-LPL	ZCCM IH Plc (100%)	PL	Ag, Au, Cu, Mn	Pending Renewal	22/06/2010	21/06/2014	32,875.64	ha	Central, Serenje
13865-HQ-LPL	ZCCM IH Plc (100%)	PL	Ag, Au, Cu, Mn	Pending Renewal	20/04/2010	19/04/2014	18,783.39	ha	Eastern, Chama
13871-HQ-LPL	ZCCM IH Plc (100%)	PL	Ag, Au, Cu, Mn	Active	05/08/2011	04/08/2013	175.89	km ²	Central, Kapiri Mposhi

Code	Parties	Type	Resources	Status	Grant Date	Expiry Date	Official Area Value	Area Unit	Map Reference
13880-HQ-LML	Denison Mines Zambia Limited (100%)	LML		Active	26/03/2010	25/03/2035	23,363.52	ha	Southern, Siavonga
13881-HQ-LML	Denison Mines Zambia Limited (100%)	LML	U	Active	26/03/2010	25/03/2035	23,751.53	ha	Southern, Siavonga
13918-HQ-SML	Indongo Mining Limited (100%)	SML	COA	Active	11/12/2009	10/12/2019	169.60	ha	Southern, Choma, Kalomo, Sinazongwe
13919-HQ-SML	Indongo Mining Limited (100%)	SML	COA	Active	11/12/2009	10/12/2019	326.13	ha	Southern, Kalomo, Sinazongwe
13930-HQ-AMR	Brian Mulopu (100%)	AMR	SDG	Active	07/02/2013	06/02/2015	6.68	ha	
13931-HQ-LPL	Property System Management Development Zambia Limited (100%)	PL	Cu	Pending Renewal	19/11/2010	18/11/2012	3,733.99	ha	Southern, Gwembe, Siavonga
13932-HQ-LPL	Gold Point Mining System (100%)	PL	Cu, Ni	Pending Renewal	19/11/2010	18/11/2012	18,007.30	ha	Eastern, Chipata, Mambwe
13934-HQ-SML	Amanda Temweke Silavwe (100%)	SML	Co, Cu, Fe	Active	07/09/2012	06/09/2022	244.86	ha	Central, Mumbwa
13935-HQ-SML	Amanda Temweke Silavwe (100%)	SML	Co, Cu, Fe	Active	22/03/2010	21/03/2020	198.57	ha	Central, Mumbwa
13936-HQ-SML	Kaisha investements Consortium Limited (100%)	SML	Co, Cu	Active	17/07/2010	16/07/2020	346.83	ha	Copperbelt, Lufwanyama
13937-HQ-SML	Kaisha investements Consortium Limited (100%)	SML	Co, Cu	Active	17/02/2010	16/02/2020	346.83	ha	Copperbelt, Lufwanyama
13944-HQ-SPP	Raphael Mbaio (100%)	PP	GRT	Active	23/03/2010	22/03/2015	359.45	ha	Central, Mkushi
13950-HQ-SPP	Mogoswa Transport Services Limited (100%)	PP	DOL, LST	Active	16/03/2010	15/03/2015	770.30	ha	Copperbelt, Masaiti
13968-HQ-SML	Hussain Abdulatif Safieddine (100%)	SML	Co, Cu, Zn	Active	10/10/2011	09/10/2021	329.87	ha	Central, Mumbwa
13974_HQ_SPP	Traco Industrial Supplies Ltd (100%)	PP	SIL	Active	15/09/2010	14/09/2015	366.72	ha	Copperbelt, Kalulushi, Chibuluma; Kitwe
13980_HQ_LPL	BHP Billiton World Exploration Incorporation Zambia Ltd (100%)	PL	Ag, Au, Co, Cu, DIA, P, Pb, U, Zn	Expired	27/07/2011	26/07/2013	89,291.74	ha	North Western, Zambezi; Western, Lukulu
13986_HQ_LPL	BHP Billiton World Exploration Incorporation Zambia Ltd (100%)	PL	Ag, Au, Cu, Pb, U, Zn	Expired	18/04/2011	17/04/2013	16,496.86	ha	
13993-HQ-LPL	Tamarisk Investments Ltd (100%)	PL	DIA	Expired	26/03/2011	25/03/2013	65,496.24	ha	Northern, Chinsali, Mpika
13997-HQ-SPP	Universal Minerals Limited (100%)	PP	LST	Active	27/04/2011	26/04/2016	399.38	ha	Central, Chibombo
13999-HQ-AMR	Hurry Ntanga (100%)	AMR	SDG	Active	07/08/2013	06/08/2015	6.68	ha	
14012-HQ-AMR	Doctor Siabusu Joinery (100%)	AMR	Cu, Cu2CO3(OH)2	Active	22/08/2013	21/08/2015	3.32	ha	Eastern, Petauke
14018-HQ-LPL	Yangts Jiang Enterprises Limited (100%)	PL	Au, Co, Cu	Active	11/07/2012	10/07/2014	65,724.98	ha	
14022-HQ-LPL	Steven Kachunsi Simwanza (100%)	PL	Ag, Au, Co, Cu, Mn, Pb, Zn	Active	31/08/2011	30/08/2013	97,980.39	ha	Luapula, Kawambwa, Nchelenge
14027-HQ-LPL	Lufilian Mining Limited (100%)	PL		Pending Renewal	29/07/2010	28/07/2014	49,152.63	ha	North Western, Kabompo

Code	Parties	Type	Resources	Status	Grant Date	Expiry Date	Official Area Value	Area Unit	Map Reference
14028-HQ-LPL	Lufilian Mining Limited (100%)	PL		Pending Renewal	29/07/2010	28/07/2012	41,206.53	ha	Western, Kaoma
14029-HQ-LPL	Lufilian Mining Limited (100%)	PL		Active	29/07/2010	28/07/2014	44,129.35	ha	Western, Kaoma, Lukulu
14036-HQ-AMR	John Kamalamba (100%)	AMR	SDG	Active	01/11/2012	31/10/2014	6.68	ha	North Western, Solwezi
14039-HQ-LPL	Zambian Highlight Mining Investment Limited (100%)	PL	Au, Co, Cu, Fe, Ni, U	Active	25/03/2010	24/01/2015	21,822.96	ha	North Western, Solwezi
14040-HQ-LPL	Donzam Investements Zambia Limited (100%)	PL	Ag, Au, Co, Cu, Mn, Ni, U	Pending Renewal	30/06/2010	04/08/2014	49,191.90	ha	North Western, Kasempa, Solwezi
14043-HQ-SGML	Mweko Enterprises (100%)	SGL	AQM, TML	Active	17/09/2010	16/09/2020	404.85	ha	Northern, Mpika
14045-HQ-SGML	Everest Investments Limited (100%)	SGL	QTZ	Active	18/05/2010	17/05/2020	150.03	ha	Central, Mkushi
14049-HQ-SPP	Zong-An Mining Company Limited (100%)	PP	Ag, Au, Co, Cu, Fe, Mn, Ni, Pt, SiO ₂ , Sn	Active	17/08/2010	16/08/2015	982.69	ha	
14050-HQ-SPP	Zhong An Mining Company Limited (100%)	PP	Cu	Active	04/03/2011	03/03/2016	952.94	ha	
14052-HQ-LPL	Victory Resources Limited (100%)	PL	Au, Co, Cu, Fe, Mn, Ni, U	Pending Renewal	30/04/2010	29/04/2014	155.21	km ²	Central, Mkushi
14053-HQ-LPL	Victory Resources Limited (100%)	PL	Au, Co, Cu, Fe, Mn, Ni, U, Zn	Pending Renewal	30/04/2010	29/04/2014	26,662.22	ha	Copperbelt, Masaiti
14060-HQ-SPP	Katete Mining Limited (100%)	PP	Mn	Active	27/09/2010	26/09/2015	402.37	ha	
14062-HQ-SPP	Mailo Kafumbo Mining Limited (100%)	PP	Fe	Active	12/08/2010	11/08/2015	959.90	ha	Central, Serenje
14073-HQ-LPL	Kasempa Investments Limited (100%)	PL	Au, Co, Cu, Fe, Ni, U	Active	24/03/2010	24/01/2015	690.27	ha	North Western, Kasempa
14077-HQ-LPL	Chrispin Lubinda (100%)	PL	Au, Cu	Active	14/03/2012	13/03/2014	16,822.56	ha	Eastern, Lundazi
14079-HQ-LPL	Chrispin Lubinda (100%)	PL	Au, Cu	Active	07/10/2011	06/10/2013	12,934.43	ha	Eastern, Lundazi
14081-HQ-LPL	Kasempa Investments Limited (100%)	PL	Au, Co, Cu, Fe, Ni, U	Pending Renewal	24/03/2010	23/03/2012	14,725.87	ha	North Western, Kasempa
14099-HQ-SML	Kaisha investements Consortium Limited (100%)	SML	Co, Cu	Active	14/05/2010	13/05/2020	266.78	ha	Copperbelt, Lufwanyama
14111-HQ-SML	Harry Kalaba (100%)	SML	Mn, Pb, Zn	Active	20/08/2010	19/08/2020	60.41	ha	Luapula, Mansa
14121-HQ-SPP	Mathew Phiri (100%)	PP	DOL, LST	Active	11/06/2010	10/06/2015	156.32	ha	Copperbelt, Mpongwe
14127-HQ-SPP	Samtrade Limited (100%)	PP	SIL	Active	15/04/2010	14/04/2015	83.44	ha	Copperbelt, Mufulira
14130-HQ-SPP	Samtrade Limited (100%)	PP	SIL	Active	26/03/2010	25/03/2015	133.51	ha	Copperbelt, Mufulira
14131-HQ-SPP	Samtrade Limited (100%)	PP	SIL	Active	26/03/2010	25/03/2015	120.16	ha	Copperbelt, Mufulira
14132-HQ-SPP	Samtrade Limited (100%)	PP	SIL	Active	26/03/2010	25/03/2015	260.35	ha	Copperbelt, Mufulira
14133-HQ-LPL	Victory Resources Limited (100%)	PL	Au, Co, Cu, Fe, Ni, U, Zn	Pending Renewal	30/04/2010	29/04/2012	6,897.83	ha	North Western, Mwinilunga

Code	Parties	Type	Resources	Status	Grant Date	Expiry Date	Official Area Value	Area Unit	Map Reference
14139-HQ-SGML	Tawakkal Gems Investments Co. Limited (100%)	SGL	AQM	Active	14/06/2010	13/06/2015	366.93	ha	Eastern, Lundazi
14140-HQ-SPP	MKL Investments Limited (100%)	PP	Au, Cu	Active	15/04/2010	14/04/2015	948.89	ha	Southern, Siavonga
14150-HQ-LPL	Buffalo Enterprises Limited (100%)	PL	Ag, Au, Cu	Active	03/05/2011	02/05/2013	53.32	ha	Eastern, Lundazi
14154-HQ-SPP	Buffalo Enterprises Limited (100%)	PP	Au, Cu	Active	12/10/2011	11/10/2016	366.47	ha	Central, Mkushi
14155-HQ-SPP	Black Horse Limited (100%)	PP	Cu	Active	15/10/2010	14/10/2015	522.21	ha	
14161-HQ-SML	Northern Star International Limited (100%)	SML	Co, Cu, DIA	Active	16/04/2010	15/04/2020	396.14	ha	Northern, Kaputa
14163-HQ-SPP	Ackim Simbeye (100%)	PP	SIL	Active	05/11/2012	04/11/2017	66.75	ha	Copperbelt, Mufulira
14171-HQ-SPP	Kitson J Ndawa (100%)	PP	SIL	Active	04/01/2013	03/01/2018	324.44	ha	Northern, Mbala
14174-HQ-LPL	Zamming Company Limited (100%)	PL	Ag, Au, Co, Cu, Mn, Pb, Zn	Active	12/03/2010	15/10/2015	1,773.63	ha	Copperbelt, Chililabombwe
14178-HQ-SPP	SOMPROVIDENCE LIMITED (100%)	PP	Cu, Mn, Pb, Zn	Active	22/03/2010	21/03/2015	107.57	ha	Northern, Luwingu
14182-HQ-LML	First Quantum Mining and Operations Limited (100%)	LML		Pending Transfer	08/03/2010	07/03/2035	23,961.62	ha	Central, Mkushi
14184-HQ-SPP	Peggy Zulu (100%)	PP		Active	11/10/2010	10/10/2015	362.98	ha	
14206-HQ-LPL	Kyotoo Resources Limited (100%)	PL		Pending Renewal	04/06/2010	03/06/2012	13,979.33	ha	Central, Kabwe, Kapiri Mposhi
14216-HQ-SPP	Base Metallic Zambia Limited (100%)	PP	Co, Cu	Active	09/08/2010	08/08/2015	333.21	ha	
14220-HQ-SML	Kalch Limited (100%)	SML	Ag, Co, Cu	Active	31/03/2010	30/03/2020	166.03	ha	
14221-HQ-SPP	Aggregate Limited (100%)	PP	DOL	Active	01/06/2011	31/05/2016	19.79	ha	Lusaka, Kafue
14222-HQ-SML	Kilalamilombe Mineral Resources Limited (0%)	SML	Cu	Application	23/04/2010	22/04/2020	298.85	ha	
14230-HQ-SML	Zamex Refineries Ltd (100%)	SML	Ag, Au, Co, Cu	Active	16/04/2012	15/04/2022	13.33	ha	Copperbelt, Ndola
14231-HQ-SPP	kachindu Small Mines Company ltd (100%)	PP	Au, Co, Cu, Fe	Active	21/12/2012	20/12/2017	984.83	ha	Central, Mumbwa
14232-HQ-SML	R&M Prospecting Company Ltd (100%)	SML	CLY, LST, MS	Active	07/04/2010	06/04/2020	49.44	ha	Lusaka, Kafue
14243-HQ-LPL	Northcore Minerals Ltd (100%)	PL	Co, Cu	Expired	28/03/2011	27/03/2013	19,320.85	ha	Copperbelt, Lufwanyama, Mpongwe
14248-HQ-LPL	Emmanuel Chungu.K (100%)	PL	Au, Co, Cu, Fe, Mn	Active	28/08/2012	27/08/2014	31,337.54	ha	Luapula, Mansa
14265-HQ-LPL	Blackthorn Resources Zambia Limited (100%)	PL	Cu	Pending Renewal	16/06/2011	15/06/2013	9,296.22	ha	Central, Mumbwa
14266-HQ-LPL	Blackthorn Resources Zambia Limited (100%)	PL	Cu	Active	08/07/2011	07/07/2015	20,399.42	ha	Central, Mumbwa

Code	Parties	Type	Resources	Status	Grant Date	Expiry Date	Official Area Value	Area Unit	Map Reference
14267-HQ-LPL	Blackthorn Resources Zambia Limited (100%)	PL	Ag, As, Au, Cd, Co, Cr, Cu, Fe, Ge, Mo, Nb, Ni, Pb, Pt, REE, Sb, Se, Sn, Ta, Th, U, V, Zn	Pending Renewal	21/09/2012	20/09/2014	14,703.78	ha	Central, Mumbwa
14269-HQ-SPP	Frank Tayali Museba (100%)	PP	MS	Active	12/04/2010	11/04/2015	86.78	ha	Copperbelt, Mufulira
14270-HQ-LPL	Ibrahim Sulieman Khaled (100%)	PL	Ag, Co, Cu	Pending Transfer	20/07/2011	19/07/2013	38,871.54	ha	Central, Mumbwa
14274-HQ-LPL	Donzam Investements Zambia Limited (100%)	PL	Ag, Au, Co, COA, Cu, Mn, Ni, Pb, Sn, U, Zn	Active	30/06/2010	29/06/2014	11,915.61	ha	Southern, Gwembe, Sinazongwe
14293-HQ-SPP	Lawrence S.B.Mpeta (100%)	PP	Au, Co, Cu	Active	03/01/2013	02/01/2018	896.10	ha	Lusaka, Kafue
14295-HQ-SPP	Chinunchi Guest Lodge Ltd (100%)	PP	Cu, Fe, Mn, Pb	Active	23/07/2010	22/07/2015	184.89	ha	Northern, Luwingu
14311-HQ-SPP	ABLUMUMU MINING LIMITED (100%)	PP	Au, Cu, Mn	Active	01/07/2010	30/06/2015	233.32	ha	
14316-HQ-LPL	Victory Resources Limited (100%)	PL	Cu	Pending Renewal	04/06/2010	03/06/2012	2,431.91	ha	Central, Kapiri Mposhi
14330-HQ-LPL	Kyooto Resources Limited (100%)	PL	Au, Co, Cu, Fe, Mn, Pb, Zn	Pending Renewal	04/06/2010	03/06/2012	25,726.80	ha	Central, Kapiri Mposhi, Mpongwe; Copperbelt, Mpongwe
14331-HQ-SPP	KAKEKHI MINES LIMITED (100%)	PP	COA, Cu, Fe	Active	31/12/2010	30/12/2015	925.81	ha	Southern, Kalomo, Sinazongwe
14340-HQ-SPP	Evaristo Kakusa Mutambo (100%)	PP	Fe, Mn	Active	23/06/2010	22/06/2015	231.90	ha	Central, Kapiri Mposhi
14349-HQ-SPP	Precision Mining Zambia Limited (100%)	PP	Au, Cu, Mn	Active	03/12/2010	02/12/2015	363.04	ha	Luapula, Samfya
14352-HQ-LPL	Longjiang Nonferrous Mining Zambia Ltd (0%)	PL	Au, Cu, Fe, Mn, U	Active	30/06/2010	29/06/2014	1,753.81	ha	Copperbelt, Chililabombwe
14354-HQ-LPL	Liaoning Nonferrous Jubo Mining Company Limited (100%)	PL	Au, Co, Cu, Fe, Mn, Ni, U	Pending Renewal	30/06/2010	29/06/2012	5,283.27	ha	
14359-HQ-LPL	Chomba Nalungwe (100%)	PL	Au, Co, Cu, Zn	Active	14/04/2011	13/04/2013	103,676.00	ha	Luapula, Kawambwa, Mwense
14363-HQ-LPL	New Window Investment Ltd (100%)	PL	Ag, Au, Co, Cu, Ni, U, Zn	Expired	10/06/2011	09/06/2013	99,229.62	ha	North Western, Kasempa, Solwezi
14364-HQ-SPP	Konsolo Minerals Limited (100%)	PP	Cu	Active	30/06/2010	29/06/2015	631.99	ha	Northern, Kaputa
14366-HQ-SPP	Bresmar Investment Ltd (100%)	PP	GRT	Active	06/12/2010	05/12/2015	50.15	ha	
14367-HQ-SPP	Alice Mambwe Chabuka (100%)	PP	Fe, Mn	Active	27/12/2011	26/12/2016	400.73	ha	Central, Chibombo
14385-HQ-LPL	Equinox Zambia Limited (100%)	PL	Ag, Au, Co, Cu, Ni, Pb, Pt, U, Zn	Active	09/08/2011	08/08/2013	97,979.03	ha	North Western, Kasempa
14387-HQ-AMR	Epiphania Kaundula (100%)	AMR	Fe	Active	05/10/2011	04/10/2015	6.61	ha	Central, Chibombo
14402-HQ-LPL	Domes Enterprises Ltd (100%)	PL	Cu, DIA, Fe, Mn	Pending Renewal	04/08/2010	03/08/2012	12,507.50	ha	Lusaka, Chongwe, Luangwa
14404-HQ-SPP	kasempa Copper Foundry Limited (100%)	PP	Co, Cu, Fe	Active	03/06/2010	02/06/2015	906.24	ha	North Western, Mufumbwe

Code	Parties	Type	Resources	Status	Grant Date	Expiry Date	Official Area Value	Area Unit	Map Reference
14406-HQ-SGL	Jimmy Rudolph (100%)	SGL	AQM, GAR, QTZ, TML	Active	06/07/2011	05/07/2021	330.55	ha	Eastern, Lundazi
14409-HQ-SPP	leslie Serra (100%)	PP	Au	Active	15/06/2010	14/06/2015	329.58	ha	Lusaka, Kafue
14417-HQ-LPL	Kaloko Mining Limited (100%)	PL	Au, Cu, Ti	Active	30/06/2011	29/06/2013	5,833.48	ha	Central, Kapiri Mposhi, Mkushi
14427-HQ-SML	Leonard Mulenga Masabo (100%)	SML	Cu, Mn	Pending Transfer	25/08/2010	24/08/2020	234.81	ha	Luapula, Mansa
14443-HQ-LPL	Lumbu Gemstones and Minerals Ltd (100%)	PL	Co, Cu	Pending Renewal	04/08/2010	03/08/2012	49,343.19	ha	North Western, Kasempa, Solwezi
14444-HQ-LPL	Lumbu Gemstones and Minerals Ltd (100%)	PL	Co, Cu	Pending Renewal	04/08/2010	03/08/2012	49,617.62	ha	North Western, Kasempa, Solwezi
14445-HQ-LPL	Lumbu Gemstones and Minerals Ltd (100%)	PL	Co, Cu	Pending Renewal	04/08/2010	03/08/2012	14,413.73	ha	North Western, Solwezi
14446-HQ-LPL	Puzzolana Zambia Limited (100%)	PL	U	Pending Renewal	24/06/2010	23/06/2012	31,287.93	ha	Northern, Mbala, Mungwi
14452-HQ-AMR	George Kasonde (100%)	AMR	Cu, GRT, Mn, QTZ	Expired	06/05/2011	05/05/2013	6.73	ha	Northern, Mungwi
14456-HQ-LPL	Millenium Business systems Ltd (100%)	PL	Au, Cu, Mn, U	Pending Renewal	29/12/2010	28/12/2012	7,425.68	ha	Lusaka, Chongwe, Luangwa
14462-HQ-SML	Calcite Limited (100%)	PL	LST	Active	05/10/2010	04/10/2020	3.30	ha	Lusaka, Kafue
14472-HQ-SPP	Solomon Anos Tembo (100%)	PP	Mn	Active	03/08/2010	02/08/2015	6.66	ha	Central, Mkushi
14473-HQ-SML	Suwilanjji Sichizya (100%)	SML	Mn	Active	13/09/2010	12/09/2020	219.79	ha	
14476-HQ-SPP	Rockview Information Systems Zambia Limited (100%)	PP	COA, Sn, Ta	Active	02/12/2010	01/12/2015	182.69	ha	Southern, Kalomo
14483-HQ-SPP	Eric Bwalya (100%)	PP	Au, Co, Fe, Mn, Pt, Ti, Zn	Active	02/09/2010	01/09/2015	127.20	ha	North Western, Solwezi
14486-HQ-SPP	Lewit Mwewa (100%)	PP	Au, Co, Cu, Fe, Mn, Pt, Ti, Zn	Active	20/09/2010	19/09/2015	997.24	ha	Northern, Luwingu
14492-HQ-SPP	Charles Akufuna Wamulwange (100%)	PP	CLY	Active	25/08/2010	24/08/2015	80.02	ha	Copperbelt, Ndola
14493-HQ-LPL	MUTAMBE ROYAL ESTABLISHMENT (100%)	PL	Au, Co, Cu, Fe, Mn, Pb, Sn, U, Zn	Active	03/11/2012	02/11/2014	97,478.97	ha	Northern, Chinsali, Mpika
14500-HQ-SPP	Sheron Hire Company Limited (100%)	PP	Co, Cu, Pb, Zn	Active	01/12/2010	30/11/2015	959.57	ha	Copperbelt, Masaiti
14501-HQ-LPL	YAWAR MINING COMPANY LIMITED (100%)	PL	Au, Co, Cu, Zn	Active	25/02/2013	24/02/2015	7,361.56	ha	North Western, Solwezi
14502-HQ-LPL	YAWAR MINING COMPANY LIMITED (100%)	PL	Au, Co, Cu, Zn	Active	17/06/2010	16/06/2015	762.39	ha	North Western, Solwezi
14503-HQ-LPL	YAWAR MINING COMPANY LIMITED (100%)	PL	Au, Co, COA, Cu, Zn	Active	17/06/2010	16/06/2014	2,392.62	ha	Southern, Sinazongwe
14505-HQ-SPP	Southern Quarries Ltd (100%)	PP	SST	Active	27/11/2012	26/11/2017	22.80	ha	Southern, Livingstone
14516-HQ-SPP	Moses Nkandu (100%)	PP	Mn	Active	11/08/2010	10/08/2015	335.83	ha	Luapula, Mansa
14522-HQ-LPL	Copper Zone Resources Ltd (100%)	PL	Ag, Au, Co, Cu, Fe, U	Active	28/07/2010	27/07/2014	282.99	km ²	Central, Kabwe, Chipepo; Kapiri Mposhi

Code	Parties	Type	Resources	Status	Grant Date	Expiry Date	Official Area Value	Area Unit	Map Reference
14523-HQ-LPL	Konkola Copper Mines Plc (100%)	PL	COA	Active	07/10/2011	06/10/2013	26,389.78	ha	Southern, Choma, Kalomo, Sinazongwe
14526-HQ-LPL	Konkola Copper Mines Plc (100%)	PL	Ag, Au, Co, Cu, Ni, Zn	Active	11/01/2013	10/01/2015	20,130.36	ha	North Western, Solwezi
14537-HQ-LPL	Musompa Diamond Mining Limited (100%)	PL	Cu, DIA	Active	13/10/2010	12/10/2014	465.76	km ²	North Western, Kabompo, Zambezi
14538-HQ-LPL	Musompa Diamond Mining Limited (100%)	PL	DIA	Active	13/10/2010	12/10/2014	466.91	km ²	North Western, Kabompo, Zambezi
14539-HQ-LPL	Musompa Diamond Mining Limited (100%)	PL	Ag, Au, Co, COA, Cu, DIA, Fe, LST, Ni, Pb, SUL, Ta, U, Zn	Active	13/10/2010	12/10/2014	468.59	km ²	North Western, Zambezi
14540-HQ-LPL	Musompa Diamond Mining Limited (100%)	PL	Ag, Au, Co, COA, Cu, DIA, Fe, LST, Ni, Pb, SUL, Ta, U, Zn	Active	13/10/2010	12/10/2014	479.09	km ²	North Western, Zambezi
14543-HQ-LPL	Spectra Mining Ventures Limited (100%)	PL	CLY	Active	23/03/2011	22/03/2013	2,079.02	ha	Western, Mongu
14544-HQ-AMR	Jennipher Mwale Chisala (0%)	AMR	Cu, Fe, Mn	Pending Renewal	20/04/2012	19/04/2014	6.72	ha	Northern, Luwingu
14545-HQ-SPP	Jazzman Chikwakwa (100%)	PP	Mn	Expired	06/10/2011	05/10/2016	405.67	ha	Luapula, Mansa
14550-HQ-SPP	Chisam Mining Company Limited (100%)	PP	Cu	Active	23/02/2011	22/02/2016	845.84	ha	North Western, Mufumbwe
14551-HQ-SPP	Chankanondo Investments Limited (100%)	PP	Cu, Mn, SIL	Active	14/06/2010	13/06/2015	371.14	ha	Luapula, Kawambwa
14565-HQ-SPP	M & L Mining and General Dealers Limited (100%)	PP	Cu	Active	10/07/2012	09/07/2017	473.77	ha	North Western, Kasempa
14566-HQ-SML	Afro Metals Zambia Limited (100%)	SML	Cu	Active	02/06/2010	01/06/2020	325.53	ha	North Western, Kasempa
14567-HQ-SML	Afro Metals Zambia Limited (100%)	SML	Au, Co, Cu, Fe, Mn, U	Active	02/06/2011	01/06/2021	372.01	ha	North Western, Kasempa
14573-HQ-SML	Gramiraj Investments Ltd (100%)	SML	Cu, Fe	Active	04/05/2012	03/05/2022	178.32	ha	Central, Mumbwa
14575-HQ-SPP	Jazzman Chikwakwa (100%)	PP	Au, Cu, Fe, Mn	Active	12/08/2010	11/08/2015	366.32	ha	Central, Mkushi
14576-HQ-SPP	Jazzman Chikwakwa (100%)	PP	Au, Cu, Fe, Mn	Active	12/11/2010	11/11/2015	366.45	ha	Central, Mkushi
14585-HQ-LPL	Somidec-Zambia Mining Development Limited (100%)	PL	Ni	Pending Renewal	02/07/2010	01/07/2012	99,237.42	ha	Central, Mumbwa; Lusaka, Kafue; Southern, Mazabuka
14591-HQ-LPL	TBEA ZAMBIA MINING LIMITED (100%)	PL	Cu	Pending Renewal	12/10/2010	11/10/2012	3,074.18	ha	Copperbelt, Chingola, Mufulira
14592-HQ-LPL	TBEA ZAMBIA MINING LIMITED (100%)	PL	Ni	Active	12/10/2010	11/10/2014	40,563.69	ha	Lusaka, Kafue; Southern, Mazabuka, Siavonga
14606-HQ-AMR	Greenwell Mukuka (100%)	AMR	QTZ, SIL	Expired	29/04/2011	28/04/2013	6.68	ha	Copperbelt, Mufulira
14612-HQ-LPL	Zhonglian Mining Group Limited (100%)	PL	Ag, Au, Co, Cu, Ni, U, Zn	Active	04/01/2013	03/01/2015	67,231.48	ha	North Western, Chavuma, Zambezi
14616-HQ-LPL	Zhongdi Mining Group Corp.Ltd (100%)	PL	Ag, Au, Co, COA, Cu, DIA, Fe, U	Active	04/01/2013	03/01/2015	52,298.13	ha	Copperbelt, Masaiti

Code	Parties	Type	Resources	Status	Grant Date	Expiry Date	Official Area Value	Area Unit	Map Reference
14617-HQ-LPL	Zhongdi Mining Group Corp.Ltd (100%)	PL	Ag, Au, Co, COA, Cu, DIA, Fe, U	Active	04/01/2013	03/01/2015	86,403.27	ha	North Western, Chavuma, Zambezi
14618-HQ-LPL	Zhongdi Mining Group Corp.Ltd (100%)	PL	Ag, Au, Co, Cu, DIA, Fe, U	Active	04/01/2013	03/01/2015	78,504.59	ha	North Western, Chavuma, Zambezi
14621-HQ-SPP	Emmanuel Kunda (100%)	PP	Mn	Active	04/08/2010	03/08/2015	241.64	ha	Luapula, Mwense
14622-HQ-SPP	Emmanuel Kunda (100%)	PP	Mn	Active	04/08/2010	03/08/2015	369.23	ha	Luapula, Mansa
14628-HQ-SPP	KAMPELEMBE CSS MINES LIMITED (100%)	PP	Cu, Fe, Mn	Active	01/06/2010	31/05/2015	302.03	ha	Luapula, Mansa
14630-HQ-SPP	Charles Silaupa Silavwe (100%)	PP	Cu, Fe, Mn	Active	16/06/2010	15/06/2015	392.92	ha	Luapula, Mansa
14640-HQ-LPL	Puzzolana Zambia Limited (100%)	PL	U	Pending Renewal	24/06/2010	23/06/2012	45,246.35	ha	Northern, Mungwi
14641-HQ-LPL	Puzzolana Zambia Limited (100%)	PL	U	Pending Renewal	24/06/2010	23/06/2012	28,515.13	ha	Northern, Mbala, Mungwi
14642-HQ-LPL	Puzzolana Zambia Limited (100%)	PL	U	Pending Renewal	24/06/2010	23/06/2012	46,684.41	ha	Northern, Mbala, Mpulungu
14643-HQ-LPL	Puzzolana Zambia Limited (100%)	PL	U	Pending Renewal	24/06/2010	23/06/2012	30,601.33	ha	Northern, Mungwi
14644-HQ-SPP	The Firm Consultants and Corporate Services (100%)	PP	Ag, Au, Co, Cu, Zn	Expired	07/08/2012	06/08/2017	198.74	ha	Central, Kapiri Mposhi
14644-HQ-SPP	The Firm Consultants and Corporate Services (100%)	PP	Ag, Au, Co, Cu, Zn	Active	07/08/2012	06/08/2017	345.17	ha	Central, Kapiri Mposhi
14649-HQ-LPL	Ofia Investments Limited (100%)	PL	Ag, Au, Cu, Fe	Active	27/09/2012	26/09/2014	13,674.72	ha	Central, Mumbwa
14666-HQ-LML	Status Mining & Exploration (100%)	LML	Cu, Mn	Active	22/08/2013	21/08/2038	2,080.77	ha	Central, Mkushi
14681-HQ-LPL	China Mining Group Corporation Ltd (100%)	PL	Ag, Au, Co, Cu, Pb, Ta, U	Active	04/01/2013	03/01/2015	26,876.19	ha	North Western, Solwezi
14682-HQ-LPL	China Mining Group Corporation Ltd (100%)	PL	Ag, Au, Co, COA, Cu, Sn, U, Zn	Active	04/01/2013	03/01/2015	4,969.28	ha	North Western, Mwinilunga
14685-HQ-LPL	Kams Mining & Engineering Co Ltd (100%)	PL	Ag, Au, Co, Cu, Fe, Mn, Pt	Pending Renewal	30/12/2010	29/12/2012	20,253.77	ha	Northern, Mporokoso
14690-HQ-SPP	Eastern Mineral and Exploration Company (100%)	PP	Mn	Active	20/08/2010	19/08/2015	43.27	ha	Copperbelt, Masaiti
14693-HQ-SPP	Daniel Chola Ponde (100%)	PP	SIL	Active	01/08/2012	31/07/2017	16.67	ha	Copperbelt, Kalulushi
14694-HQ-SPP	Benjamin Matimelo (100%)	PP	Cu, Fe, Mn, Pb, Zn	Active	21/03/2011	20/03/2016	302.15	ha	Luapula, Mansa
14698-HQ-SML	Stork-LL Resources Limited (100%)	SML	Co, Cu, Fe, Mn	Active	22/08/2010	21/08/2020	336.13	ha	Luapula, Mwense
14706-HQ-SML	Samtrade Limited (100%)	SML	SIL	Active	22/07/2010	21/07/2020	160.22	ha	Copperbelt, Mufulira
14707-HQ-SML	Samtrade Limited (100%)	SML	SIL	Active	21/07/2010	20/07/2020	83.44	ha	Copperbelt, Mufulira
14708-HQ-SML	Samtrade Limited (100%)	SML	SIL	Active	21/07/2010	20/07/2020	133.51	ha	Copperbelt, Mufulira
14709-HQ-SML	Samtrade Limited (100%)	SML	SIL	Active	22/07/2010	21/07/2020	260.35	ha	Copperbelt, Mufulira

Code	Parties	Type	Resources	Status	Grant Date	Expiry Date	Official Area Value	Area Unit	Map Reference
14712-HQ-SML	Tekela Engineering & Supplies Ltd (100%)	SML	SAM, SIL	Active	19/07/2011	18/07/2021	33.34	ha	Copperbelt, Kalulushi
14713-HQ-SPP	Lendor and Burton Ltd (100%)	PP	LST	Active	30/03/2011	29/03/2016	82.64	ha	Central, Chibombo
14715-HQ-SPP	Oliver & Charles Associates Ltd (100%)	PP	LST	Active	12/08/2010	11/08/2015	961.33	ha	North Western, Solwezi
14718-HQ-SPP	Brebner Changala (100%)	PP	GYP	Active	02/04/2011	01/04/2016	434.11	ha	Southern, Monze
14730-HQ-LPL	Kasni Investments Limited (100%)	PL	Au, Co, Cu, Fe, Mn, Pb, Zn	Active	07/04/2011	06/04/2013	84,689.64	ha	Northern, Chinsali, Mpika
14733-HQ-SPP	Kasni Investments Limited (100%)	PP	Cu, Fe, Mn	Active	08/09/2010	07/09/2015	747.16	ha	Central, Kapiri Mposhi
14734-HQ-SPP	Kasni Investments Limited (100%)	PP	Cu, Fe, Mn	Active	08/09/2010	07/09/2015	747.26	ha	Central, Kapiri Mposhi
14737-HQ-SPP	Synite Quarries Zambia Limited (100%)	PP	DOL, GRT, MBL	Active	26/08/2010	25/08/2015	981.33	ha	North Western, Solwezi
14743-HQ-SPP	Sichase Mining Company Ltd (100%)	PP	SIL	Active	28/07/2010	27/07/2015	132.25	ha	Lusaka, Chongwe
14746-HQ-LPL	Phil Resources Limited (100%)	PL	Mn	Expired	03/08/2010	02/08/2014	2,884.48	ha	Luapula, Mansa
14751-HQ-SPP	Afro Metals Zambia Limited (100%)	PP	Cu, Fe, Mn, Zn	Active	17/08/2010	16/08/2015	397.95	ha	Central, Kapiri Mposhi
14754-HQ-SPP	Davies Mwanamoya (100%)	PP		Active	16/09/2010	15/09/2015	599.14	ha	Central, Mkushi
14774-HQ-SML	Kampelembe CSS Mines Ltd (100%)	SML	Cu, Fe, Mn	Active	13/09/2010	12/09/2020	335.57	ha	Luapula, Mansa
14784-HQ-LPL	Vaz Mining (Z) Limited (100%)	PL	Au, Co, Cu, Mn	Pending Renewal	20/08/2010	19/08/2012	2,385.38	ha	Central, Serenje; Northern, Mpika
14806-HQ-SPP	Mulungushi Corporation Limited (100%)	PP	Au, Cu	Active	19/04/2011	18/04/2016	745.04	ha	North Western, Kasempa
14813-HQ-SPP	Donald Muleba (100%)	PP	Co, Cu	Active	01/09/2010	31/08/2015	56.45	ha	Central, Kapiri Mposhi
14817-HQ-LPL	Kasni Investments Limited (100%)	PL	Au, Co, Cu, Fe	Active	17/09/2012	16/09/2014	46,027.32	ha	North Western, Kasempa, Mufumbwe
14819-HQ-SPP	Tranquil Waters Limited (100%)	PP	DOL, LST	Active	14/12/2010	13/12/2015	399.12	ha	Lusaka, Kafue
14824-HQ-LPL	Copper Zone Resources Ltd (100%)	PL	Ag, Au, Co, Cu, Fe, U	Active	28/07/2010	27/07/2014	85,483.99	ha	North Western, Solwezi
14825-HQ-SPP	Peter Koster Mpongo (100%)	PP	EM, TML	Active	11/06/2011	10/06/2016	367.42	ha	North Western, Solwezi
14827-HQ-SPP	Liless Chimbalanga (100%)	PP	Fe, Mn	Application Validated	06/08/2010	05/08/2015	779.00	ha	Central, Mkushi
14828-HQ-SPP	Jenipher Ng'andu (100%)	PP	Co, Cu, Fe	Active	19/08/2013	18/08/2018	972.81	ha	North Western, Kasempa, Solwezi
14829-HQ-SGL	Green Mathews Nguni (100%)	SGL	GAR	Active	26/05/2011	25/05/2021	368.37	ha	
14830-HQ-SGML	Green Mathews Nguni (100%)	SGL	GAR	Active	28/03/2011	27/03/2021	368.51	ha	Eastern, Chama
14845-HQ-SML	Charles Silaupa Silavwe (100%)	SML	Cu, Fe, Mn	Active	09/09/2010	08/09/2020	335.83	ha	Luapula, Mansa, Mwense
14852-HQ-SGML	Musumbulwa Richard Kamima (100%)	SGL	AQM, GAR	Active	27/08/2010	26/08/2020	341.13	ha	Eastern, Lundazi

Code	Parties	Type	Resources	Status	Grant Date	Expiry Date	Official Area Value	Area Unit	Map Reference
14855-HQ-SPP	Margie S Musonda (100%)	PP	Ag, Au, Co, Cu, Mn, Th, U, Zn	Active	06/12/2010	05/12/2015	918.90	ha	Central, Mkushi
14856-HQ-LPL	Lungobe Mining Co. Ltd (100%)	PL	Au, Cu, DIA, Fe, Mn	Active	20/07/2011	19/07/2013	3,356.27	ha	Central, Mumbwa
14857-HQ-SGL	Sanctificare Enterprises Ltd (100%)	SGL	EM	Active	19/08/2010	18/08/2020	336.66	ha	Copperbelt, Lufwanyama
14862-HQ-SPP	Whitson Wamundila (100%)	PP	Ag, Au, Co, Cu, Ni, Pt, Zn	Active	11/11/2010	10/11/2015	963.04	ha	North Western, Solwezi
14866-HQ-LPL	DONOVAN MINERAL RESOURCES ZAMBIA LIMITED (100%)	PL	Ag, Co, Cu, Fe, Mn	Pending Renewal	01/09/2010	31/08/2012	69,392.48	ha	Central, Mkushi, Serenje
14882-HQ-LPL	Weka Trading Limited (100%)	PL	Mn	Expired	26/07/2011	25/07/2013	19,955.37	ha	Luapula, Mansa
14884-HQ-SML	Joseph Shabaya Moyo (100%)	SML	SDG	Active	23/08/2010	22/08/2020	398.27	ha	Central, Kapiri Mposhi
14885-HQ-LPL	Somidec-Zambia Mining Development Limited (100%)	PL	Cu	Pending Renewal	12/10/2010	11/10/2012	7,250.24	ha	Luapula, Mansa
14886-HQ-SPP	Palu Services Ltd (100%)	PP	Au, Co, Cu, Mn	Application Rejected	18/08/2010	17/08/2015	53.00	ha	Central, Kapiri Mposhi
14895-HQ-SPP	Ronald Mwange (100%)	PP	Fe, Mn	Active	03/06/2013	02/06/2018	722.61	ha	Central, Mkushi
14909-HQ-LPL	Daheng Group Zambia Ltd (100%)	PL	Ag, Au, Co, Cu	Active	20/09/2010	19/09/2014	14,673.50	ha	Copperbelt, Mpongwe
14911-HQ-LPL	Daheng Group Zambia Ltd (100%)	PL	Ag, Au, Co, Cu	Pending Renewal	16/11/2010	15/11/2012	24,406.26	ha	North Western, Solwezi
14913-HQ-LPL	Falco Resources Ltd (100%)	PL	Au, COA, Cu, U	Active	01/08/2012	31/07/2014	68,127.91	ha	Eastern, Lundazi
14914-HQ-LPL	Falco Resources Ltd (100%)	PL	Au, COA, Cu, U	Active	01/08/2012	31/07/2014	76,424.50	ha	Eastern, Chipata, Lundazi, Mambwe
14916-HQ-LPL	Wang-Sheng Mining Company Limited (100%)	PL	Au, COA, Cu, U	Active	09/10/2012	08/10/2014	21,909.70	ha	Lusaka, Luangwa
14923-HQ-SPP	H and S Mining Limited (100%)	PP	Ag, Au, Co, Cu	Active	20/06/2012	19/06/2017	6.65	ha	North Western, Kasempa
14925-HQ-SPP	Dolo Zambia Limited (100%)	PP	Ag, Au, Cu, Fe, Mn, Pb, Zn	Active	02/05/2012	01/05/2017	982.20	ha	Lusaka, Chongwe
14926-HQ-LPL	Eastern Mineral and Exploration Company (100%)	PL	Ag, Au, Co, Cu, Mn, Pb, Zn	Application Validated	16/03/2011	15/03/2013	40,555.38	ha	Central, Mkushi
14927-HQ-SPP	E. Mavuto Banda (100%)	PP	Cu, Mn	Active	11/03/2011	10/03/2016	398.84	ha	Luapula, Mansa
14933-HQ-SPP	Phoenix Materials Limited (100%)	PP	Cu, LWA	Active	07/08/2012	06/08/2017	183.34	ha	Copperbelt, Ndola
14935-HQ-LPL	Gold Bay Zambia Limited (100%)	PL	Ag, Au, Co, Cu	Active	20/04/2011	19/04/2013	10,950.84	ha	North Western, Kasempa, Mufumbwe
14936-HQ-LPL	Gold Bay Zambia Limited (100%)	PL	Ag, Au, Co, Cu	Active	18/03/2011	17/03/2015	23,597.24	ha	North Western, Solwezi
14937-HQ-LPL	Gold Bay Zambia Limited (100%)	PL	Ag, Au, Co, Cu	Active	20/04/2011	19/04/2013	10,524.90	ha	North Western, Kasempa, Mufumbwe
14938-HQ-SML	Mutemwa Mutemwa (100%)	SML	Co, Cu	Active	18/10/2010	17/10/2020	337.85	ha	North Western, Mwinilunga
14939-HQ-SML	Mutemwa Mutemwa (100%)	SML	Co, Cu	Active	08/07/2011	07/07/2021	347.77	ha	North Western, Mwinilunga

Code	Parties	Type	Resources	Status	Grant Date	Expiry Date	Official Area Value	Area Unit	Map Reference
14940-HQ-SML	Mutemwa Mutemwa (100%)	SML	Co, Cu	Active	18/10/2010	17/10/2020	260.93	ha	North Western, Mwinilunga
14948-HQ-LML	Luri Gold Mines Limited (100%)	LML	Ag, Au, Co, Cu, Mn, Pb, Zn	Active	11/10/2011	10/10/2036	24,243.92	ha	Central, Mumbwa
14953-HQ-LPL	China Mining Group Corporation Ltd (100%)	PL	Au, Co, Cu, Ni, U	Active	04/01/2013	03/01/2015	97,320.41	ha	North Western, Mufumbwe; Western, Kaoma
14961-HQ-SPP	Jessica Namunjile Makumba (100%)	PP	Ag, Au, Co, Cu, Fe, Mn	Pending Transfer	27/01/2011	26/01/2016	339.78	ha	North Western, Mufumbwe
14964-HQ-LPL	Taurian Manganese Ltd (100%)	PL	Cu, Mn	Pending Renewal	26/10/2010	25/10/2012	40,417.24	ha	Southern, Choma, Kalomo, Namwala
14968-HQ-LPL	Taurian Manganese Ltd (100%)	PL	Au, Cu	Pending Renewal	26/10/2010	25/10/2012	28,563.38	ha	Northern, Mpika
14972-HQ-SML	Emmanuel Kunda (100%)	SML	Mn	Active	24/02/2011	23/02/2021	369.18	ha	Luapula, Mansa
14973-HQ-SML	Emmanuel Kunda (100%)	SML	Mn	Active	24/02/2011	23/02/2021	369.23	ha	Luapula, Mansa
14979-HQ-LPL	Aisa Mining Zambia Ltd (100%)	PL	Ag, Co, COA, Cu, Fe, U	Pending Renewal	19/10/2010	18/10/2012	94,429.20	ha	Eastern, Chama, Lundazi
14989-HQ-SPP	Western Zambia Minerals Limited (100%)	PP	Cu	Active	19/08/2011	18/08/2016	999.15	ha	North Western, Mufumbwe
14997-HQ-LPL	Mineral Ventures Zambia Ltd (100%)	PL	Au, Cu	Active	10/09/2013	09/09/2015	1,312.61	ha	Eastern, Lundazi
15005-HQ-LPL	Great Dragon Mining Ltd (100%)	PL	Au, Cu, Fe, Mn, U	Pending Renewal	17/09/2010	16/09/2012	79,658.08	ha	Northern, Isoka
15008-HQ-SPP	Emmanuel Mulenga (100%)	PP	Co, Cu, Mn, Pb, Zn	Active	08/07/2011	07/07/2016	8.98	ha	Central, Chibombo, Kapiri Mposhi
15009-HQ-SPP	Emmanuel Mulenga (100%)	PP	Co, Cu, Mn, Pb, Zn	Active	08/07/2011	07/07/2016	993.96	ha	Central, Kapiri Mposhi
15010-HQ-SPP	Emmanuel Mulenga (100%)	PP	Co, Cu, Mn, Pb, Zn	Active	08/07/2011	07/07/2016	9.71	ha	Central, Kapiri Mposhi
15011-HQ-LPL	Donovan Mineral Resources Zambia Limited (100%)	PL	Au, Co, Cu, Fe, Mn, U	Active	01/10/2010	30/09/2014	19,315.23	ha	Western, Kaoma, Lukulu
15012-HQ-LPL	Donovan Mineral Resources Zambia Limited (100%)	PL	Ag, Au, Co, Cu, Fe, Mn, U	Pending Renewal	20/07/2011	19/07/2013	39,715.13	ha	North Western, Mufumbwe; Western, Kaoma
15013-HQ-LPL	Donovan Mineral Resources Zambia Limited (100%)	PL	Ag, Au, Co, Cu, Fe, Mn, U	Pending Renewal	20/07/2011	19/07/2013	42,989.97	ha	Western, Kaoma, Lukulu
15014-HQ-SML	Jazzman Chikwakwa (100%)	SML	Au, Cu, Fe, Mn	Active	17/09/2010	16/09/2020	366.32	ha	Central, Mkushi
15015-HQ-SML	Jazzman Chikwakwa (100%)	SML	Au, Cu, Fe, Mn	Active	17/11/2010	16/11/2020	1.84	ha	Central, Mkushi
15025-HQ-LPL	Pearson Mwanawalwiche Manza (100%)	PL	Au, Co, Cu, Ni	Active	12/08/2011	11/08/2013	30,243.40	ha	Central, Serenje; Eastern, Petauke
15034-HQ-SPP	Synite Quarries Zambia Limited (100%)	PP	SDG, STN1	Active	16/11/2010	15/11/2015	280.35	ha	North Western, Solwezi
15037-HQ-LPL	Taurian Manganese Ltd (100%)	PL	Mn	Pending Renewal	26/10/2010	25/10/2012	21,087.80	ha	Luapula, Luwingu, Mwense; Northern, Luwingu
15038-HQ-LPL	Taurian Manganese Ltd (100%)	PL	Mn	Pending	26/10/2010	25/10/2012	42,522.84	ha	Southern, Choma, Monze

Code	Parties	Type	Resources	Status	Grant Date	Expiry Date	Official Area Value	Area Unit	Map Reference
				Renewal					
15039-HQ-LPL	Taurian Manganese Ltd (100%)	PL	Mn	Pending Renewal	26/10/2010	25/10/2012	94,348.68	ha	Southern, Choma, Kalomo
15042-HQ-AMR	Goeffrey Kunda (100%)	AMR	Co, Cu, Fe, Mn	Pending Renewal	18/03/2011	17/03/2013	3.34	ha	North Western, Mwinilunga
15043-HQ-SPP	Kandulwe Hills Mining Limited (100%)	PP	LST	Active	06/04/2011	05/04/2016	403.49	ha	Copperbelt, Ndola
15046-HQ-SML	ZAKOR Metals Ltd (100%)	SML	Au, Co, Cu, LST	Active	12/08/2011	11/08/2021	364.70	ha	North Western, Solwezi
15055-HQ-SML	Dorica Jessy Tembo (100%)	SML	Au, Cu, Fe	Active	10/04/2012	09/04/2022	398.04	ha	North Western, Mwinilunga
15056-HQ-SML	Mwansa Mukuka Leo (100%)	SML	Au, Co, Cu	Active	28/06/2011	27/06/2021	398.06	ha	North Western, Mwinilunga
15061-HQ-SPP	Nizam minerals Limited (100%)	PP	LST	Expired	14/02/2011	13/02/2016	283.43	ha	Copperbelt, Masaiti, Ndola
15062-HQ-SML	Patricia Nawa (100%)	SML	Au, Co, Cu	Active	13/12/2012	12/12/2022	401.42	ha	North Western, Mwinilunga
15064-HQ-SML	Ronald Mwambu Nawa (100%)	SML	Cu	Active	19/11/2013	18/11/2023	0.73	ha	North Western, Mwinilunga
15067-HQ-SML	J.S.Moyo Farms Limited (100%)	SML	Fe, Mn	Active	16/11/2010	15/11/2020	389.51	ha	Central, Mkushi
15070-HQ-SML	Solomon Anos Tembo (100%)	SML	Fe, Mn	Active	06/10/2010	05/10/2020	6.66	ha	Central, Mkushi
15071-HQ-LSGL	Zamgem International Limited (100%)	LGL	AMT, QTZ, TML	Active	27/09/2012	26/09/2022	20,052.15	ha	Central, Serenje
15077-HQ-SPP	Synite Quarries Zambia Limited (100%)	PP	GRT, LST, MBL, SST, STN1	Active	16/11/2010	15/11/2015	6.02	ha	North Western, Solwezi
15078-HQ-LPL	Longgan Investments Limited (100%)	PL	STN1	Expired	18/03/2011	17/03/2013	1,052.78	ha	Central, Chibombo
15079-HQ-SPP	Palu Services Ltd (100%)	PP	Au, Cu, DIA, Pt	Active	05/04/2011	04/04/2016	986.31	ha	Central, Serenje; Northern, Mpika
15082-HQ-LPL	Vanco Investment Ltd (100%)	PL	Au, Cu	Active	31/08/2010	30/08/2014	45,106.70	ha	Eastern, Nyimba; Lusaka, Chongwe
15085-HQ-SPP	Bate Mining Company Limited (100%)	PP	Cu, GAR, TML	Expired	27/03/2013	26/03/2018	49.83	ha	Eastern, Petauke
15086-HQ-LPL	C & F Import and Export Commercial Supplies Limited (100%)	PL	Au, Co, Cu, Fe, Mn, Zn	Active	17/05/2011	16/05/2013	1,590.82	ha	Lusaka, Chongwe
15088-HQ-LPL	Limangwa Investments Limited (100%)	PL	Ag, Au, Co, Cu, Mn, Zn	Pending Renewal	26/04/2011	25/04/2013	44,349.21	ha	Northern, Mpika
15089-HQ-LPL	Limangwa Investments Limited (100%)	PL	Ag, Au, Co, Cu, Mn, Zn	Pending Renewal	15/07/2011	14/07/2013	32,062.04	ha	Central, Serenje; Northern, Mpika
15091-HQ-LPL	Eastern Mineral and Exploration Company (100%)	PL	Au, Co, Cu, Mn	Pending Renewal	05/04/2012	04/04/2014	41,550.92	ha	North Western, Mufumbwe; Western, Kaoma
15092-HQ-LPL	Edward Tembo (100%)	PL	Au, Co, Cu, Fe, Mn	Pending Transfer	09/05/2011	08/05/2013	15,592.61	ha	Northern, Luwingu
15093-HQ-SML	Ta yu Mining Ltd (100%)	SML	Mn	Active	09/11/2010	08/11/2020	399.35	ha	Central, Mkushi

Code	Parties	Type	Resources	Status	Grant Date	Expiry Date	Official Area Value	Area Unit	Map Reference
15094-HQ-LPL	G & I Investments Limited (100%)	PL	Au, Co, Cu, Pt	Expired	07/03/2011	06/03/2013	11,130.24	ha	Central, Chibombo
15096-HQ-SML	SOMPROVIDENCE LIMITED (100%)	SML	Co, Cu, Mn	Active	19/04/2011	18/04/2021	107.57	ha	Northern, Luwingu
15098-HQ-SML	Chankanondo Investments Limited (100%)	SML	Ag, Au, Co, Cu, Mn	Active	18/05/2011	17/05/2021	371.14	ha	Luapula, Kawambwa
15099-HQ-LPL	RSA Engineering & Mining Technologies (100%)	PL	Co, Cu, Fe, Mn	Active	07/04/2011	06/04/2013	8,071.43	ha	Central, Mkushi
15100-HQ-LPL	RSA Engineering & Mining Technologies (100%)	PL	Au, COA, Cu, LST	Active	25/01/2011	24/01/2013	40,717.93	ha	Southern, Mazabuka, Monze
15101-HQ-LPL	Kasni Investments Limited (100%)	PL	Cu, LST, Mn	Active	07/04/2011	06/04/2013	54,960.38	ha	Southern, Mazabuka, Monze
15102-HQ-LPL	Kasni Investments Limited (100%)	PL	Cu, Mn	Expired	24/01/2011	23/01/2013	28,262.27	ha	Central, Mkushi
15103-HQ-SML	Mailo kafumbo Mining Limited (100%)	SML	Fe, Mn	Active	07/01/2011	06/01/2021	373.29	ha	Central, Serenje
15104-HQ-SPP	Alice Mambwe Chabuka (100%)	PP	Au, Fe, Mn	Active	24/11/2010	23/11/2015	182.85	ha	Central, Serenje
15105-HQ-SPP	Sikum Agencies Limited (100%)	PP	Cu, Fe, Mn	Pending Transfer	15/11/2010	14/11/2015	56.37	ha	Central, Kapiri Mposhi
15108-HQ-SPP	Magec Enterprises Limited (100%)	PP	Au, Co, Cu ₂ CO ₃ (OH) ₂	Active	27/12/2010	26/12/2015	401.94	ha	North Western, Kasempa
15111-HQ-LPL	Earth Resources Zambia Ltd (100%)	PL	Cu, Mn	Active	02/06/2011	01/06/2013	99,767.97	ha	Luapula, Kawambwa, Mwense
15113-HQ-LPL	Earth Resources Zambia Ltd (100%)	PL	Cu, Mn	Active	02/06/2011	01/06/2013	99,438.69	ha	Northern, Kasama, Mungwi
15114-HQ-LPL	Earth Resources Zambia Ltd (100%)	PL	Cu, Mn	Active	02/06/2011	01/06/2013	17,973.51	ha	Luapula, Kawambwa, Mwense
15116-HQ-SPP	Mamala Enterprises Limited (100%)	PP	Cu	Active	18/12/2013	17/12/2018	361.32	ha	North Western, Mwinilunga
15118-HQ-LPL	Ofia Investments Limited (100%)	PL	Ag, Au, Co, Cu, Fe, Ni, Pb, Sn, U, Zn	Pending Renewal	05/11/2010	04/11/2012	62,736.13	ha	North Western, Mwinilunga, Solwezi
15119-HQ-LPL	Ofia Investments Limited (100%)	PL	Ag, Au, Co, Cu, Fe, Pb, Sn, U, Zn	Pending Renewal	05/11/2010	04/11/2012	44,550.92	ha	North Western, Mwinilunga, Solwezi
15120-HQ-SPP	Joseph Chipili (100%)	PP	Cu, Mn	Active	15/06/2012	14/06/2017	20.12	ha	Luapula, Milenge
15124-HQ-LML	Tycoon Mining Industry Corporation Limited (100%)	LML	Mn	Active	13/12/2010	12/12/2035	24,105.55	ha	Luapula, Mansa
15125-HQ-LML	Tycoon Mining Industry Corporation Limited (100%)	LML	Mn	Active	13/12/2010	12/12/2035	24,766.69	ha	Luapula, Mansa
15126-HQ-LML	Tycoon Mining Industry Corporation Limited (100%)	LML	Mn	Active	30/03/2012	29/03/2037	25,374.52	ha	Luapula, Mansa
15130-HQ-SPP	Tedias Chatyoka Lembani (100%)	PP	Co, Cu, Mn	Active	29/07/2011	28/07/2016	400.41	ha	Northern, Mpika
15131-HQ-AMR	Anilkumar Umedbhai Patel (100%)	AMR	LST	Active	08/12/2010	07/12/2014	6.59	ha	Lusaka, Kafue
15134-HQ-SML	Peniel Mining Company (100%)	SML	Ag, Au, Cu, Mn	Active	04/09/2012	03/09/2022	9.99	ha	Central, Mkushi
15147-HQ-SPP	Drew Investments Limited (100%)	PP	SIL	Active	07/12/2010	06/12/2015	90.01	ha	Copperbelt, Kitwe

Code	Parties	Type	Resources	Status	Grant Date	Expiry Date	Official Area Value	Area Unit	Map Reference
15148-HQ-SPP	Drew Investments Limited (100%)	PP	SIL	Active	07/12/2010	06/12/2015	6.67	ha	Copperbelt, Kitwe
15159-HQ-LPL	AMRI Trading Limited (100%)	PL	Co, Cu, Fe, Mn	Application Rejected	26/07/2011	25/07/2013	11,785.63	ha	Central, Kapiri Mposhi, Mpongwe; Copperbelt, Mpongwe
15163-HQ-SPP	Hetro Mining and Ore Dealers Limited (100%)	PP	Cu	Active	30/05/2013	29/05/2018	595.93	ha	North Western, Mufumbwe
15165-HQ-LPL	Macrolink International Mining Zambia Ltd (100%)	PL	U	Pending Renewal	12/11/2010	11/11/2012	35,394.66	ha	Southern, Siavonga
15166-HQ-LPL	Macrolink International Mining Zambia Ltd (100%)	PL	U	Pending Renewal	10/11/2010	09/11/2012	48,860.47	ha	Eastern, Chipata, Lundazi, Mambwe
15167-HQ-LPL	Macrolink International Mining Zambia Ltd (100%)	PL	U	Pending Renewal	10/11/2010	09/11/2012	48,432.13	ha	Eastern, Chipata, Mambwe
15168-HQ-LPL	Xianghe Macrolink Mining (Z) Ltd (100%)	PL	U	Active	12/11/2010	11/11/2014	26,086.95	ha	Southern, Gwembe, Mazabuka, Monze, Siavonga
15171-HQ-LPL	EverFlow WorkLine Zambia Limited (100%)	PL	Au, Co, Cu, Mn	Active	03/08/2012	02/08/2014	98,620.95	ha	Central, Serenje
15177-HQ-AMR	Emmanuel Mulenga (100%)	AMR	Co, Cu	Expired	11/03/2011	10/03/2015	6.67	ha	Copperbelt, Ndola
15180-HQ-LPL	Terra Resources Limited (100%)	PL	Mn	Active	12/02/2013	11/02/2015	11,841.33	ha	Central, Kapiri Mposhi, Mkushi
15181-HQ-SPP	Classic Lime Limetstone (100%)	PP	LST	Expired	20/06/2011	19/06/2016	389.18	ha	Lusaka, Kafue
15183-HQ-LPL	Kazinze Coal Mining Limited (100%)	PL	COA, COA2, Cu, U	Expired	20/06/2011	19/06/2013	2,991.70	ha	Southern, Sinazongwe
15186-HQ-LPL	Chimuli Chitengi (100%)	PL	Au, Co, Cu, DOL, GYP, LST, Mn	Active	08/04/2011	07/04/2013	652.82	ha	Central, Kapiri Mposhi, Mkushi
15189-HQ-SPP	Jazzman Chikwakwa (100%)	PP	Au, Cu, Fe, Mn	Active	12/11/2010	11/11/2015	366.46	ha	Central, Mkushi
15190-HQ-SPP	Jazzman Chikwakwa (100%)	PP	Au, Cu, Fe, Mn	Active	12/11/2010	11/11/2015	3.67	ha	Central, Mkushi
15191-HQ-SPP	Jazzman Chikwakwa (100%)	PP	Au, Cu, Fe, Mn	Active	12/11/2010	11/11/2015	366.48	ha	Central, Mkushi
15192-HQ-SPP	Jazzman Chikwakwa (100%)	PP	Au, Cu, Fe, Mn	Active	12/11/2010	11/11/2015	3.67	ha	Central, Mkushi
15200-HQ-LPL	Mingi Minerals Limited (0%)	PL	Ag, Au, Co, Cu	Active	14/09/2012	13/09/2014	62,565.46	ha	Eastern, Nyimba
15205-HQ-LPL	Asia Minerals Zambia Limited (100%)	PL	Co, Cu, Fe, Mn, Pb, Zn	Active	26/09/2011	25/09/2013	65,788.61	ha	Central, Kapiri Mposhi
15206-HQ-LPL	Asia Minerals Zambia Limited (100%)	PL	Co, Cu, Fe, Mn, Pb, Zn	Active	26/09/2011	25/09/2013	19,885.97	ha	Central, Kapiri Mposhi
15207-HQ-LPL	Asia Minerals Zambia Limited (100%)	PL	Co, Cu, Fe, Mn, Pb, Zn	Application	29/09/2011	28/09/2013	1,073.28	ha	Central, Chibombo, Kabwe
15208-HQ-LPL	Asia Minerals Zambia Limited (100%)	PL	Co, Cu, Fe, Mn, Pb, Zn	Expired	13/05/2011	12/05/2013	94,830.53	ha	Central, Serenje
15211-HQ-LPL	Furnance Fabrica Company (z) Limited (100%)	PL	LST	Expired	10/07/2012	09/07/2014	774.93	ha	Copperbelt, Mpongwe
15214-HQ-LPL	Maybin Chanda (100%)	PL	Au, Co, Cu, Fe, Mn	Application Validated	03/03/2011	02/03/2013	6,226.73	ha	Central, Serenje; Northern, Mpika

Code	Parties	Type	Resources	Status	Grant Date	Expiry Date	Official Area Value	Area Unit	Map Reference
15217-HQ-SPP	Chulu Empire Limited (100%)	PP	Au, Co, Cu, Mn	Active	18/05/2011	17/05/2016	57.17	ha	Luapula, Mwense
15226-HQ-LPL	Blackstone Mining Limited (100%)	PL	Cu, Fe, Mn	Active	02/03/2011	01/03/2013	4,657.23	ha	Luapula, Luwingu, Mansa; Northern, Luwingu
15229-HQ-SPP	Msanzala Copper Mine Ltd (100%)	PP	Au, Cu, Fe, Mn	Active	30/03/2011	29/03/2016	348.83	ha	Eastern, Petauke
15230-HQ-SML	Tripple N Mining (100%)	SML	Au, Co, Cu, Fe, Mn	Active	10/05/2011	09/05/2021	334.05	ha	North Western, Kabompo
15239-HQ-AMR	Jimmy Malambo (100%)	AMR	Cu, Fe, Mn	Expired	20/04/2011	19/04/2013	6.72	ha	Luapula, Mansa
15240-HQ-AMR	Jimmy Malambo (100%)	AMR	Cu, Fe, Mn	Expired	20/04/2011	19/04/2013	6.72	ha	Luapula, Mansa
15241-HQ-AMR	Collins Njobvu (100%)	AMR	Cu, Fe, Mn	Expired	20/04/2011	19/04/2013	6.72	ha	Luapula, Samfya
15242-HQ-AMR	Collins Njobvu (100%)	AMR	Cu, Fe, Mn	Expired	20/04/2011	19/04/2013	6.72	ha	Luapula, Samfya
15243-HQ-AMR	Collins Njobvu (100%)	AMR	Cu, Fe, Mn	Expired	20/04/2011	19/04/2013	6.72	ha	Luapula, Samfya
15244-HQ-AMR	Jimmy Malambo (100%)	AMR	Mn	Expired	20/04/2011	19/04/2013	6.72	ha	Luapula, Mansa
15245-HQ-AMR	Langton Phiri (100%)	AMR	Mn	Expired	20/04/2011	19/04/2013	6.72	ha	Luapula, Samfya
15247-HQ-AMR	Langton Phiri (100%)	AMR	Mn	Expired	20/04/2011	19/04/2013	6.72	ha	Luapula, Samfya
15250-HQ-LPL	TENAJ ENTERPRISES LIMITED (100%)	PL	Ag, Al, Au, Co, Cu, Fe, Mn	Active	17/03/2011	16/03/2013	23,420.59	ha	Lusaka, Chongwe
15256-HQ-LPL	Waste Master Limited (100%)	PL	Au, Mn	Pending Renewal	11/04/2011	10/04/2013	45,093.79	ha	Luapula, Kawambwa, Mwense
15263-HQ-AMR	Hezron Salungu (100%)	AMR	SDG	Expired	07/02/2013	06/02/2015	6.68	ha	North Western, Solwezi
15268-HQ-LPL	Bidose Soko (100%)	PL	Ag, Au, Co, Cu, Fe, GRT, U	Pending Transfer	17/06/2011	16/06/2013	29,823.57	ha	North Western, Mufumbwe
15275-HQ-LPL	Osho Ventures Zambia Limited (100%)	PL	Mn	Active	31/03/2011	30/03/2013	5,202.18	ha	Luapula, Luwingu, Mwense; Northern, Luwingu
15277-HQ-SPP	Ebenezer Mining Limited (100%)	PP	Mn	Active	08/04/2011	07/04/2016	198.12	ha	Luapula, Mansa
15279-HQ-LPL	Vikram Investment Limited (100%)	PL	Co, Cu, Fe, Mn	Active	08/04/2011	07/04/2015	2,376.67	ha	Central, Mkushi, Serenje
15281-HQ-SPP	First Minerals Limited (100%)	PP	Ag, Au, Co, Cu, EVA, Fe, Mn, Pd, Pt, Ti	Active	16/03/2011	15/03/2016	398.44	ha	Central, Kapiri Mposhi
15284-HQ-LPL	Mirama Minerals Limited (100%)	PL	Co, Cu, Fe	Expired	14/03/2011	13/03/2013		ha	North Western, Solwezi
15285-HQ-LPL	Mirama Minerals Limited (100%)	PL	Co, Cu, Fe	Active	16/03/2011	15/03/2013	9,134.78	ha	Northern, Mpika
15286-HQ-SPP	Christopher Saini (100%)	PP	MS	Active	08/07/2013	07/07/2018	243.08	ha	Southern, Siavonga
15298-HQ-LPL	Mirama Minerals Ltd (100%)	PL	Au, Cu, Fe, Mn, Zn	Active	16/03/2011	15/03/2013	20,371.73	ha	Northern, Mpika
15305-HQ-SGL	Mahiyodin Abdul Samad (100%)	SGL	AQM, GAR, QTZ	Active	15/07/2011	14/07/2021	13.38	ha	Eastern, Chama
15308-HQ-AMR	Getrude NsofwaTuchula Chila (100%)	AMR	GRT, SDG	Active	20/07/2011	19/07/2015	6.59	ha	Lusaka, Kafue

Code	Parties	Type	Resources	Status	Grant Date	Expiry Date	Official Area Value	Area Unit	Map Reference
15313-HQ-SPP	Frank Bwacha (100%)	PP	Co, Cu, Mn	Active	15/08/2011	14/08/2016	29.97	ha	Central, Mkushi
15314-HQ-SPP	Osho Ventures Zambia Limited (100%)	PP	Cu, Mn	Active	22/06/2012	21/06/2017	459.57	ha	Central, Mkushi
15319-HQ-LPL	Sino West Mining Company (100%)	PL	Ag, Au, Co, Cu, Mn	Pending Renewal	04/04/2011	03/04/2013	76,350.59	ha	Central, Serenje
15320-HQ-LPL	Sino West Mining Company (100%)	PL	Ag, Au, Co, Cu, Mn	Pending Renewal	26/07/2011	25/07/2013	26,415.26	ha	Central, Serenje
15323-HQ-LPL	EverFlow WorkLine Zambia Limited (100%)	PL	Ag, Au, Co, Cu, Ni	Active	19/09/2011	18/09/2013	42,743.50	ha	Central, Mkushi; Eastern, Nyimba
15324-HQ-SPP	Peter Simpemba (100%)	PP	Au, Co, Fe, Mn, U, Zn	Active	27/04/2011	26/04/2016	763.29	ha	Northern, Mbala
15325-HQ-LPL	Taurian Manganese Ltd (100%)	PL	COA	Active	04/04/2012	03/04/2014	6,776.22	ha	Eastern, Chama
15330-HQ-LPL	Taurian Manganese Ltd (100%)	PL	Cu	Pending Renewal	27/04/2011	26/04/2013	689.48	ha	Lusaka, Chongwe, Luangwa
15332-HQ-LPL	KDG Autolink (100%)	PL	Au, Co, Cu, Mn, Zn	Active	17/03/2011	16/03/2013	65,739.63	ha	Central, Serenje
15336-HQ-SPP	Sahani Nkhoma (100%)	PP	Cu, Fe, Mn	Active	03/03/2011	02/03/2016	302.88	ha	Copperbelt, Masaiti
15338-HQ-LPL	China Hainan Zambia Limited (100%)	PL	Co, Cu	Active	22/03/2011	21/03/2013	65,260.92	ha	Eastern, Chama
15340-HQ-LPL	China Hainan Zambia Limited (100%)	PL	Co, Cu, Zn	Active	22/03/2011	21/03/2013	1,631.14	ha	Central, Kapiri Mposhi
15350-HQ-SPP	Tunta Mining Limited (100%)	PP	Cu	Active	30/08/2011	29/08/2016	276.87	ha	Lusaka, Chongwe, Kafue
15362-HQ-LPL	Epimax Mining Limited (100%)	PL	Ag, Au, Co, Cu, Fe, Mn, Mo, Ni, Pb, U, Zn	Pending Renewal	13/06/2011	12/06/2013	96,173.77	ha	North Western, Solwezi
15363-HQ-LPL	Epimax Mining Limited (100%)	PL	Ag, Au, Co, Cu, DIA, Fe, Mn, Sn, U, Zn	Pending Renewal	13/06/2011	12/06/2013	62,669.30	ha	North Western, Solwezi
15367-HQ-SGL	Chapriju Investments Limited (100%)	SGL	EM	Active	16/08/2011	15/08/2021		ha	
15378-HQ-SPP	Huios Mining and Minerals Explorations Limited (100%)	PP	Ag, Au	Active	31/05/2013	30/05/2018	239.91	ha	Copperbelt, Masaiti
15398-HQ-LPL	Kouri Mining Ltd (100%)	PL	COA, Cu	Pending Renewal	07/03/2011	06/03/2013	15,096.05	ha	Southern, Choma
15399-HQ-SML	Emmanuel Kunda (100%)	SML	Mn	Active	24/02/2011	23/02/2021	399.39	ha	Luapula, Mansa
15402-HQ-SPP	Garry Mubiana Subulwa (100%)	PP	Cu	Active	06/07/2012	05/07/2017	89.35	ha	Central, Mumbwa
15405-HQ-SGL	Godfrey Mulenga (100%)	SGL	AMT, AQM, EM, GAR, TML	Active	06/05/2011	05/05/2021		ha	
15419-HQ-LPL	JX International Engineering Ltd (100%)	PL	Au, Co, Cu, Mn	Active	16/03/2011	15/03/2013	96,535.23	ha	Luapula, Kawambwa, Luwingu; Northern, Luwingu, Mporokoso
15420-HQ-LPL	JX International Engineering Ltd (100%)	PL	Cu	Active	16/03/2011	15/03/2013	86,960.13	ha	Luapula, Kawambwa; Northern, Mporokoso
15421-HQ-LPL	JX International Engineering Ltd (100%)	PL	Au, Co, Cu, Mn	Active	16/03/2011	15/03/2013	6,331.78	ha	Central, Serenje; Eastern, Nyimba

Code	Parties	Type	Resources	Status	Grant Date	Expiry Date	Official Area Value	Area Unit	Map Reference
15424-HQ-SGL	Chilufya Mulenga (100%)	SGL	AQM, GAR	Active	11/05/2012	10/05/2022	368.42	ha	Eastern, Chama
15426-HQ-LPL	Kasempa Copper Foundry Limited (100%)	PL	Au, Co, Cu	Pending Renewal	24/03/2011	23/03/2013	1,741.02	ha	North Western, Kasempa, Mufumbwe
15427-HQ-LPL	Kasempa Copper Foundry Limited (100%)	PL	Au, Co, Cu	Active	24/03/2011	07/04/2015	1,613.68	ha	North Western, Kasempa
15428-HQ-LPL	Paul Mbotwa Chanda (100%)	PL	Ag, Co, Cu, Fe, Mn	Active	21/03/2011	20/03/2013	97,742.63	ha	Northern, Mporokoso
15429-HQ-LPL	Paul Mbotwa Chanda (100%)	PL	Ag, Co, Cu, Fe, Mn	Active	21/03/2011	20/03/2013	99,722.62	ha	Northern, Mbala, Mporokoso, Mpulungu
15430-HQ-LPL	Kuori Mining Limited (100%)	PL	Au, Co, Cu	Pending Renewal	04/03/2011	03/03/2013	4,427.49	ha	North Western, Kasempa
15431-HQ-SML	Aggregate Limited (100%)	SML	DOL	Active	16/05/2011	15/05/2021	29.69	ha	Lusaka, Kafue
15437-HQ-LPL	Collum Coal Mining Shaft Six Ltd (100%)	PL	Ag, Au, Co, Cu	Active	03/05/2013	02/05/2015	4,779.61	ha	North Western, Mwinilunga, Solwezi
15439-HQ-LPL	Kafue Copper Development Company Limited (100%)	PL	Ag, Au, Co, Cu, Fe, Mn	Active	08/08/2013	07/08/2015	1,667.50	ha	Central, Mumbwa; North Western, Kasempa
15451-HQ-SPP	Copa Investments Ltd (100%)	PP	Ag, Au, Co, Cu	Active	28/07/2011	27/07/2016	330.61	ha	Copperbelt, Chililabombwe
15462-HQ-LPL	Bimzi Ltd (100%)	PL	Au, Cu, DIA	Active	20/12/2012	19/12/2014	1,611.92	ha	Lusaka, Chongwe, Kafue
15465-HQ-SML	Raphael Mbaio (100%)	SML	GRT, SAM, STN1	Active	04/08/2011	03/08/2021	169.74	ha	Central, Mkushi
15466-HQ-LPL	Denison Mines Zambia Limited (100%)	PL	COA, U	Active	08/04/2011	07/04/2013	99,910.48	ha	Eastern, Lundazi
15467-HQ-LPL	Denison Mines Zambia Limited (100%)	PL	COA, U	Active	12/04/2011	11/04/2013	99,799.91	ha	Eastern, Chama
15468-HQ-SML	Charles Akufuna Wamulwange (100%)	SML	CLY7	Active	20/04/2011	19/04/2021	80.02	ha	Copperbelt, Ndola
15469-HQ-SPP	Sharon Chakafumbelo (100%)	PP	Ag, Co, Cu, Mn, Zn	Active	04/09/2012	03/09/2017	419.40	ha	North Western, Mufumbwe
15470-HQ-SPP	Sharon Chakafumbelo (100%)	PP	Ag, Au, Co, Cu, Fe, Mn	Active	07/04/2011	06/04/2016	958.55	ha	North Western, Mufumbwe
15471-HQ-SML	Jazzman Chikwakwa (100%)	SML	Au, Cu, Fe, Mn	Active	10/04/2012	09/04/2022	366.45	ha	Central, Mkushi
15472-HQ-SML	Jazzman Chikwakwa (100%)	SML	Au, Cu, Fe, Mn	Active	10/04/2012	09/04/2022	396.49	ha	Central, Mkushi
15475-HQ-SML	Jazzman Chikwakwa (100%)	SML	Au, Cu, Fe, Mn	Active	10/04/2012	09/04/2022	366.48	ha	Central, Mkushi
15476-HQ-SML	Jazzman Chikwakwa (100%)	SML	Au, Cu, Fe, Mn	Active	10/04/2012	09/04/2022	366.49	ha	Central, Mkushi
15477-HQ-SPP	M & N Industrial Merchants Ltd (100%)	PP	Au, Co, Cu, Fe	Active	26/03/2013	25/03/2018	996.59	ha	North Western, Kasempa
15478-HQ-AMR	Joseph Phiri (100%)	AMR	Ag, Au, Co, Cu, Zn	Expired	05/10/2011	04/10/2013	3.34	ha	Copperbelt, Chingola
15479-HQ-AMR	Joseph Phiri (100%)	AMR	Ag, Au, Co, Cu, Zn	Active	19/04/2011	18/04/2013	3.34	ha	Copperbelt, Chingola
15480-HQ-LPL	WORKMAN CONSTRUCTION (Z) LIMITED (100%)	PL	Co, COA, Cu, Ni, Sn, U	Active	14/08/2012	13/08/2014	99,033.88	ha	Southern, Monze
15481-HQ-LPL	Flow Flex Suppliers (100%)	PL	Co, COA, Cu, Ni, Sn, U	Active	03/08/2012	02/08/2014	97,010.61	ha	Southern, Mazabuka, Monze

Code	Parties	Type	Resources	Status	Grant Date	Expiry Date	Official Area Value	Area Unit	Map Reference
15485-HQ-SPP	Lasford Nkonde (100%)	PP		Active	04/04/2011	03/04/2016	0.13	ha	Northern, Chinsali
15493-HQ-SPP	Jazzman Chikwakwa (100%)	PP	Au, Cu, Fe, Mn	Active	22/06/2011	21/06/2016	369.84	ha	Central, Mkushi
15494-HQ-SPP	Jazzman Chikwakwa (100%)	PP	Au, Cu, Fe, Mn	Active	22/06/2011	21/06/2016	3.50	ha	Central, Mkushi
15495-HQ-SPP	Jazzman Chikwakwa (100%)	PP	Au, Cu, Fe, Mn	Active	22/06/2011	21/06/2016	3.60	ha	Central, Mkushi
15496-HQ-SPP	Jazzman Chikwakwa (100%)	PP	Au, Cu, Fe, Mn	Active	22/06/2011	21/06/2016		ha	Central, Mkushi
15497-HQ-SPP	Jazzman Chikwakwa (100%)	PP	Au, Cu, Fe, Mn	Active	22/06/2011	21/06/2016	4.00	ha	Central, Mkushi
15498-HQ-SPP	Jazzman Chikwakwa (100%)	PP	Au, Cu, Fe, Mn	Active	01/03/2011	29/02/2016	366.48	ha	Central, Mkushi
15499-HQ-SPP	Jazzman Chikwakwa (100%)	PP	Au, Cu, Fe, Mn	Active	01/03/2011	29/02/2016	366.49	ha	Central, Mkushi
15500-HQ-SPP	Jazzman Chikwakwa (100%)	PP	Au, Cu, Fe, Mn	Active	01/03/2011	29/02/2016	3.67	ha	Central, Mkushi
15501-HQ-SPP	Jazzman Chikwakwa (100%)	PP	Au, Cu, Fe, Mn	Active	01/03/2011	29/02/2016	3.67	ha	Central, Mkushi
15502-HQ-SPP	Jazzman Chikwakwa (100%)	PP	Au, Cu, Fe, Mn	Active	22/06/2011	21/06/2016	3.93	ha	Central, Mkushi
15503-HQ-SPP	Jazzman Chikwakwa (100%)	PP	Au, Cu, Fe, Mn	Active	10/04/2012	09/04/2017	343.22	ha	
15505-HQ-SPP	Jazzman Chikwakwa (100%)	PP	Au, Cu, Fe, Mn	Active	22/06/2011	21/06/2016	319.90	ha	Central, Mkushi
15506-HQ-SPP	Jazzman Chikwakwa (100%)	PP	Au, Cu, Fe, Mn	Active	22/06/2011	21/06/2016	149.96	ha	Central, Mkushi
15507-HQ-SPP	Jazzman Chikwakwa (100%)	PP	Au, Cu, Fe, Mn	Active	22/06/2011	21/06/2016	396.25	ha	Central, Mkushi
15508-HQ-SPP	Jazzman Chikwakwa (100%)	PP	Au, Cu, Fe, Mn	Active	01/03/2011	29/02/2016	399.59	ha	Central, Mkushi
15509-HQ-SPP	Jazzman Chikwakwa (100%)	PP	Au, Cu, Fe, Mn	Active	01/03/2011	29/02/2016	299.71	ha	Central, Mkushi
15510-HQ-SML	SW and GVA Mining Company Ltd (100%)	SML	Cu	Active	11/04/2011	10/04/2021	396.36	ha	Central, Mumbwa
15511-HQ-LPL	Blue Oceans Venture Zambia Ltd (100%)	PL	Au, Co, Cu, Fe, Mn	Expired	09/03/2011	08/03/2013	44,254.17	ha	Central, Serenje; Northern, Mpika
15517-HQ-SML	Viking Investments Group Limited (100%)	SML	DOL, GRT	Active	11/04/2011	10/04/2021	0.36	ha	Lusaka, Kafue
15522-HQ-LPL	Luapula Minerals Limited (100%)	PL	Au, Co, Cu, Fe, Mn, Zn	Active	19/07/2012	18/07/2014	870.97	ha	Luapula, Mwense
15526-HQ-SPP	Copper Rockfield Mines Ltd (100%)	PP	Au, Co, Cr, Cu, Pb	Active	11/05/2012	10/05/2017	218.35	ha	
15528-HQ-SPP	Copper Rockfield Mines Ltd (100%)	PP	Au, Co, Cr, Cu, Pb, Zn	Active	11/05/2012	10/05/2017	258.07	ha	Lusaka, Chongwe
15529-HQ-SPP	Copper Rockfield Mines Ltd (100%)	PP	Au, Co, Cr, Cu, Pb, Zn	Active	11/05/2012	10/05/2017	294.40	ha	Lusaka, Chongwe
15545-HQ-LPL	Deephole Mining Limited (100%)	PL	Ag, Au, Co, Cu, Fe, Mn, U	Active	27/09/2011	26/09/2015	32,429.16	ha	Eastern, Nyimba, Petauke
15547-HQ-LML	Mwembeshi Resources Limited (100%)	LML	Ag, Au, Co, Cu, Ni, Pb, PGM, Zn	Active	17/03/2011	16/03/2036	24,531.14	ha	Lusaka, Chongwe, Luangwa
15554-HQ-LPL	William Ulaya (100%)	PL	Ag, Au, Co, Cu, Fe, Mn, Ni	Active	11/08/2011	10/08/2013	7,605.81	ha	North Western, Kabompo

Code	Parties	Type	Resources	Status	Grant Date	Expiry Date	Official Area Value	Area Unit	Map Reference
15555-HQ-GML	Chilalika Silvia Chiluzya (100%)	SGL	AQM, GAR, TML	Active	10/08/2011	09/08/2021	13.38	ha	Eastern, Chama
15556-HQ-SPP	Steven Chilufya (100%)	PP	Au, Co, Cu, DOL, LST, Mn	Active	12/04/2011	11/04/2016	815.18	ha	Central, Chibombo
15561-HQ-SPP	Superior Milling Company Limited (100%)	PP	COA	Active	10/05/2011	09/05/2016	858.18	ha	Southern, Gwembe
15567-HQ-LPL	Xiangguang Mining Zambia Ltd (100%)	PL	Ag, Au, Fe, Ni	Active	17/03/2011	16/03/2013	220.15	ha	Central, Serenje
15568-HQ-LPL	Xiangguang Mining Zambia Ltd (100%)	PL	Ag, Au, Cu, DIA	Pending Renewal	04/03/2011	03/03/2013	24,331.11	ha	Northern, Mpika
15569-HQ-LPL	Xiangguang Mining Zambia Ltd (100%)	PL	Au, Be3Al2(SiO3)6, Cu	Active	04/03/2011	03/03/2015	4,170.29	ha	Eastern, Lundazi
15570-HQ-LPL	Xiangguang Mining Zambia Ltd (100%)	PL	Au, Be3Al2(SiO3)6, Cu, DIA	Pending Renewal	16/03/2011	15/03/2013	33,694.36	ha	Eastern, Lundazi
15572-HQ-LPL	Xiangguang Mining Zambia Ltd (100%)	PL	Cu, Fe	Active	17/03/2011	16/03/2015	1,800.80	ha	Eastern, Lundazi
15573-HQ-LPL	Xiangguang Mining Zambia Ltd (100%)	PL	Au, Cu, DIA	Pending Renewal	17/03/2011	16/03/2013	3,980.76	ha	Eastern, Lundazi
15574-HQ-LPL	Xiangguang Mining Zambia Ltd (100%)	PL	Ag, Au, Fe, Ni	Pending Renewal	04/03/2011	03/03/2013	35,174.81	ha	Central, Mumbwa; North Western, Kasempa, Mufumbwe
15576-HQ-LPL	Gabriel Namulamba (100%)	PL	Au, Cu, Fe, Mn	Expired	26/09/2011	25/09/2013	71,214.83	ha	Luapula, Milenge
15578-HQ-AMR	Stone Burke Bwalya (100%)	AMR	Co, Cr, Cu, Mn	Active	28/07/2011	27/07/2013	6.62	ha	Central, Mumbwa
15586-HQ-SML	Stache General Contractors (100%)	SML	Au, Co, Cu, Cu2CO3(OH)2, Fe, LAT, Pb, SAM, SIL, Zn	Active	05/04/2011	04/04/2021	353.92	ha	Copperbelt, Chililabombwe, Chingola, Mufulira
15588-HQ-LPL	Copper Rockfield Mines Ltd (100%)	PL	Ag, Au, Co, COA, Cu, Mn, U, Zn	Expired	20/04/2011	19/04/2013	3,340.07	ha	Central, Mkushi, Serenje
15589-HQ-SML	Gibson Siachonkoma (100%)	SML	COA	Pending Transfer	15/04/2011	14/04/2021	303.74	ha	Southern, Sinazongwe
15590-HQ-SML	Black Horse Limited (100%)	SML	Cu, Fe, Mn	Active	23/03/2011	22/03/2021	401.70	ha	North Western, Solwezi
15591-HQ-SPP	Solomon Anos Tembo (100%)	PP	Cu, Fe, Mn	Active	11/04/2011	10/04/2016	733.03	ha	Central, Mkushi, Serenje
15593-HQ-LPL	Zambian United Mining Corporation Limited (100%)	PL	Au, Co, Cu, DIA, Mn, Ni, Zn	Active	04/01/2013	03/01/2015	58,818.87	ha	Luapula, Kawambwa; Northern, Mporokoso
15594-HQ-LPL	Zambian United Mining Corporation Limited (100%)	PL	Au, Co, Cu, DIA, Mn, Ni, Zn	Active	24/12/2010	23/12/2014	29,374.19	ha	Northern, Kaputa, Mporokoso
15596-HQ-LPL	Zambian United Mining Corporation Limited (100%)	PL	Au, Co, Cu, DIA, Mn, Zn	Active	04/01/2013	03/01/2015	39,419.17	ha	Northern, Kaputa, Mporokoso
15598-HQ-LPL	Zhonghe Investment Group Cooperation (100%)	PL	Au, Co, Cu, DIA, Mn, Ni, Zn	Active	04/01/2013	03/01/2015	91,071.04	ha	Northern, Kaputa
15599-HQ-LPL	Zhonghe Investment Group Cooperation (100%)	PL	Au, Co, Cu, DIA, Mn, Ni, Zn	Active	16/01/2012	15/01/2014	77,901.00	ha	Northern, Kaputa
15601-HQ-LPL	Zhonghe Investment Group Cooperation (100%)	PL	Au, Co, Cu, DIA, Mn, Ni, Zn	Active	25/02/2013	24/02/2015	79,874.20	ha	Northern, Kaputa

Code	Parties	Type	Resources	Status	Grant Date	Expiry Date	Official Area Value	Area Unit	Map Reference
15602-HQ-LPL	Zhonghe Investment Group Cooperation (100%)	PL	Au, Co, Cu, DIA, Mn, Zn	Active	04/01/2013	03/01/2015	95,202.60	ha	Northern, Kaputa, Mpulungu
15603-HQ-LPL	Evacudo Limited (100%)	PL	Au, Cu, Fe, Pb, Zn	Active	12/04/2011	11/04/2013	63,064.71	ha	Central, Serenje; Eastern, Nyimba
15607-HQ-LPL	Evacudo Limited (100%)	PL	Au, Cu, Fe, Pb, Zn	Expired	12/04/2011	11/04/2013	52,862.51	ha	Central, Serenje; Eastern, Nyimba, Petauke
15614-HQ-LPL	Sanga Mumbwa Limited (100%)	PL	Au, Co, Cu, LST, Zn	Expired	21/07/2011	20/07/2015	3,709.51	ha	
15621-HQ-LPL	Blue Square Minerals(Zambia) Limited (100%)	PL	Ag, Au, Co, Cu, U	Active	29/04/2011	28/04/2015	92,890.45	ha	North Western, Solwezi
15622- HQ-LPL	Quistinch Investment Ltd (100%)	PL	Ag, Co, Cu, Fe, Sn	Expired	18/08/2011	17/08/2013	1,497.88	ha	North Western, Mufumbwe
15630-HQ-SPP	Neekanth Limited (100%)	PP	DOL, LST	Expired	04/04/2011	03/04/2016	116.70	ha	Copperbelt, Masaiti
15633-HQ-SML	Phoenix Materials Limited (100%)	SML	Cu, STN1	Active	22/11/2012	21/11/2022	183.34	ha	
15637-HQ-SPP	Peniel Minings Ltd (100%)	PP	Cu, Mn	Active	26/09/2011	25/09/2016	574.71	ha	Central, Kapiri Mposhi, Mpongwe; Copperbelt, Mpongwe
15650-HQ-SPP	Roads Development Agency (100%)	PP	GRT	Active	01/07/2011	30/06/2016	3.61	ha	Western, Sesheke
15651-HQ-SPP	Roads Development Agency (100%)	PP	GRT	Active	26/04/2012	25/04/2017	79.04	ha	Lusaka, Kafue
15652-HQ-SGML	Purple Stars Investments Limited (100%)	LGL	EM	Active	06/10/2011	05/10/2021		ha	
15654-HQ-LPL	Kate King investments Limited (100%)	PL	Au, Co, Cu, Fe, Ni, U	Pending Renewal	28/06/2012	27/06/2014	45,944.73	ha	Eastern, Chadiza
15657-HQ-LPL	Kate King investments Limited (100%)	PL	Au, Co, Cu, Fe	Active	30/11/2012	29/11/2014	46,131.59	ha	Eastern, Chadiza, Chipata
15662-HQ-LPL	Zambian North Mining Corporation Limited (100%)	PL	Au, Cu, Mn, Pb, U, Zn	Pending Renewal	27/04/2011	26/04/2013	30,722.83	ha	North Western, Zambezi; Western, Lukulu
15665-HQ-LPL	Zambian West Mining Corporation (100%)	PL	Au, Cu, Mn, Pb, U, Zn	Active	27/04/2011	26/04/2013	6,919.14	ha	North Western, Zambezi
15668-HQ-LPL	Zambian West Mining Corporation (100%)	PL	Au, Cu, Mn, Pb, U, Zn	Pending Renewal	27/04/2011	26/04/2013	5,122.54	ha	North Western, Mufumbwe
15669-HQ-AMR	Henry Lukanga (100%)	AMR	Fe, Pb, Zn	Active	23/08/2013	22/08/2015	0.03	ha	Central, Kabwe
15671-HQ-LPL	Jamii Investments Ltd (100%)	PL	Au, Co, Cu	Active	11/04/2011	10/04/2015	4,741.71	ha	Central, Mkushi
15686-HQ-SPP	Make Makwesa Farming and Construction Ltd (100%)	PP	GRT	Active	20/06/2011	19/06/2016	19.55	ha	Southern, Kazungula
15687-HQ-LPL	Yathu Engineering Limited (100%)	PL	Au, Cu, LST	Active	13/07/2012	12/07/2014	21.31	km ²	Copperbelt, Masaiti, Ndola
15688-HQ-LPL	Zambian Centrals Mining Corporation (100%)	PL	Au, Co, Cu, Mn, U, Zn	Pending Renewal	27/04/2011	26/04/2013	5,123.23	ha	Copperbelt, Lufwanyama, Masaiti, Mpongwe
15689-HQ-LPL	Zambian Centrals Mining Corporation (100%)	PL	Au, Co, Cu, Mn, U, Zn	Pending Renewal	27/04/2011	26/04/2013	6,640.06	ha	Copperbelt, Luanshya, Masaiti, Ndola
15690-HQ-LPL	Samtrade Limited (100%)	PL	Co, Cu, LST, Pb, U, Zn	Active	15/04/2011	14/04/2015	856.58	ha	Copperbelt, Masaiti, Ndola

Code	Parties	Type	Resources	Status	Grant Date	Expiry Date	Official Area Value	Area Unit	Map Reference
15698-HQ-SGL	Estella Mulenga (100%)	PL	EM	Application Rejected	14/07/2011	13/07/2013		ha	
15700-HQ-LPL	Dimitri Mining Limited (100%)	PL	REE	Active	06/07/2011	05/07/2013	99,311.07	ha	Western, Shang'ombo
15701-HQ-SGL	Muamba and company (100%)	SGL	AQM, QTZ, TML	Active	28/06/2011	27/06/2021	349.28	ha	Central, Mkushi
15705-HQ-SPP	Maggie Kashinakazhi (100%)	PP	Au, Co, Cu, Fe	Active	06/10/2011	05/10/2016	786.34	ha	North Western, Mufumbwe
15712-HQ-SPP	Genesis Gold Mining Limited (100%)	PP	Ag, Au, Cu	Active	09/07/2012	08/07/2017	397.04	ha	Central, Chongwe, Mkushi; Lusaka, Chongwe
15713-HQ-LPL	Kouri Mining Ltd (100%)	PL	REE	Active	13/04/2012	12/04/2014	89,200.72	ha	Western, Shang'ombo
15714-HQ-LPL	Dimitri Mining Limited (100%)	PL	Cu, Fe, Mn	Active	06/07/2011	05/07/2013	579.88	ha	North Western, Kabompo
15715-HQ-LPL	Kouri Mining Ltd (100%)	PL	REE	Active	06/07/2011	05/07/2013	37,375.31	ha	Western, Shang'ombo
15720-HQ-SPP	Mahogany Mining Limited (100%)	PP	Mn	Active	28/06/2012	27/06/2017	393.27	ha	Luapula, Samfya
15721-HQ-SPP	Zamastone Limited (100%)	PP	LST	Active	14/08/2012	13/08/2017	26.39	ha	Lusaka, Kafue
15722-HQ-LPL	Alice Mambwe Chabuka (100%)	PL	Cu, Fe, Mn, Pb, QTZ, Zn	Active	27/05/2013	26/05/2015	94,388.53	ha	Central, Serenje
15726-HQ-AMR	Lewit Mwewa (100%)	AMR	Mn	Expired	11/07/2011	10/07/2013	3.36	ha	Northern, Luwingu
15727-HQ-AMR	Lewit Mwewa (100%)	AMR	Mn	Expired	11/07/2011	10/07/2013	6.72	ha	Northern, Luwingu
15728-HQ-AMR	Lewit Mwewa (100%)	AMR	Mn	Expired	11/07/2011	10/07/2013	6.72	ha	Northern, Luwingu
15729-HQ-AMR	Lewit Mwewa (100%)	AMR	Mn	Expired	11/07/2011	10/07/2013	6.72	ha	Northern, Luwingu
15730-HQ-SGL	Pizyenga Zambia Limited (100%)	SGL	Be ₃ Al ₂ (SiO ₃) ₆ , EM, QTZ, TML	Active	12/08/2011	11/08/2021		ha	
15735-HQ-LPL	G.M.D Zambia Company Limited (100%)	PL	Ag, Au, Co, Cu, GEM, LST, Mn, Ni, PER, U	Expired	16/08/2011	15/08/2013	51,207.13	ha	Central, Chibombo, Chongwe; Lusaka, Chongwe, Kafue, Lusaka
15740-HQ-LPL	Kouri Mining Ltd (100%)	PL	Co, Cu, Mn	Active	06/07/2011	05/07/2013	32,727.75	ha	Northern, Nakonde
15743-HQ-SPP	Lendor Limited (100%)	PP	GRT, LST	Active	24/01/2013	23/01/2018	759.04	ha	Central, Chibombo
15749-HQ-LPL	Zambian Sipl Metal and Mining Company Limited (100%)	PL	Au, Co, Cu, Pb, Sn, Zn	Active	12/07/2011	11/07/2013	12,134.84	ha	Lusaka, Chongwe
15752-HQ-LPL	Tunta Mining Limited (100%)	PL	STN	Pending Transfer	30/08/2011	29/08/2013	3,270.42	ha	Central, Chibombo
15755-HQ-SML	Itcol Mining Limited (100%)	SML	Fe, Mn	Active	07/03/2011	06/03/2021	93.21	ha	Central, Mkushi
15756-HQ-LPL	Samtrade Limited (100%)	PL	Co, Cu, LST, Mn, Pb, U, Zn	Pending Renewal	20/10/2011	19/10/2013	3,055.34	ha	Copperbelt, Masaiti, Ndola
15757-HQ-LPL	Samtrade Limited (100%)	PL	Co, Cu, LST, Mn, Pb, U, Zn	Active	12/07/2011	11/07/2015	723.44	ha	Copperbelt, Masaiti, Ndola
15759-HQ-LPL	Abraham Banda (100%)	PL	Au, Co, Cu, Fe, Mn, Zn	Active	25/04/2012	24/04/2014	42,884.32	ha	Northern, Mporokoso

Code	Parties	Type	Resources	Status	Grant Date	Expiry Date	Official Area Value	Area Unit	Map Reference
15768-HQ-AMR	Henry Lukanga (100%)	AMR	DOL	Active	08/08/2011	07/08/2013	6.63	ha	Central, Kabwe
15770-HQ-LPL	Lamasat International Limited (100%)	PL	Co, Cu, U	Active	30/07/2011	29/07/2013	9,496.02	ha	North Western, Solwezi
15771-HQ-LPL	Lamasat International Limited (100%)	PL	REE, U	Active	30/06/2011	29/06/2013	2,348.13	ha	Southern, Gwembe
15773-HQ-SPP	Gillian K Mwaba (100%)	PP	Ag, Au, Co, LST, Pb, Zn	Active	30/04/2012	29/04/2017	8.64	km ²	Copperbelt, Masaiti
15774-HQ-LPL	Yetu Mining Limited (100%)	PL	Ag, Au, Co, Cu, Mn, Ni, Sn	Active	19/08/2011	18/08/2013	4,849.34	ha	North Western, Kabompo, Mufumbwe, Mwinilunga
15777-HQ-SPP	Roads Development Agency (100%)	PP	GRT	Active	07/06/2011	06/06/2016	237.91	ha	Central, Mumbwa
15799-HQ-SGL	Stephen Manasseh Nsangayi (100%)	SGL	EM, QTZ, SiO ₂	Active	20/03/2013	19/03/2023	26.72	ha	Copperbelt, Chililabombwe
15802-HQ-LPL	Mass Mining Contractors Ltd (100%)	PL	Ag, Cu, Fe, Mn	Active	19/11/2012	18/11/2014	27,333.86	ha	Luapula
15803-HQ-LPL	Blue Oceans Minerals and Metals Limited (100%)	PL	Au, Co, Cu, Fe, Mn	Active	11/08/2011	10/08/2013	95,465.02	ha	Central, Serenje
15804-HQ-LPL	Kalahari Energy Ltd (100%)	PL	Ag, Au, Co, Cu, Fe, Mn	Active	19/07/2011	18/07/2013	95,669.41	ha	Central, Chibombo, Mumbwa
15809-HQ-LPL	Misheck Mutumbwe (100%)	PL	Ag, Au, Co, Cu, Fe	Active	27/04/2012	26/04/2014	281.07	ha	North Western, Solwezi
15810-HQ-AMR	Moses Zulu (100%)	AMR	Cu, Fe, Mn, Zn	Active	28/07/2011	27/07/2013	6.64	ha	Eastern, Petauke
15813-HQ-LPL	Chilandu Trading Limited (100%)	PL	CLY1, CLY3, Cu, Fe, Mn, Pb, Zn	Pending Transfer	14/12/2012	13/12/2014	7,624.40	ha	Central, Mkushi
15817-HQ-LPL	Jack Joseph Stuart (100%)	PL	Mn	Active	03/05/2012	02/05/2014	99,054.56	ha	Luapula, Mansa, Milenge
15818-HQ-SPP	Mukusi Products Enterprise Limited (100%)	PL	Ag, Au, Co, Cu, Mn	Active	29/06/2011	28/06/2013	787.51	ha	Eastern, Lundazi
15824-HQ-LPL	Starfield Minerals Limited (100%)	PL	Li, Nb, Sn, Ti	Pending Renewal	23/06/2011	22/06/2013	96,082.51	ha	Southern, Kalomo
15825-HQ-LPL	Starfield Minerals Limited (100%)	PL	Li, Nb, Sn, Ta	Active	17/08/2011	16/08/2015	33,849.62	ha	Southern, Choma, Sinazongwe
15826-HQ-SPP	Royal Sesheke Quarry (100%)	PP	STN, STN1	Active	18/06/2012	17/06/2017	52.32	ha	Western, Sesheke
15832-HQ-SPP	Medalseek Enterprises Limited (100%)	PP	Au, Cu, SIL	Active	27/02/2013	26/02/2018	1.84	ha	Copperbelt, Mufulira
15833-HQ-LPL	Vencast (100%)	PL	Ag, Au, Co, COA, Cu, LST, U	Active	14/06/2013	13/06/2015	9,116.93	ha	Southern, Choma, Kalomo, Sinazongwe
15835-HQ-LPL	Jennifer Duckstrom Phiri (100%)	PL	Ag, Au, Co, Cu, Fe, GRF	Pending Renewal	26/07/2011	25/07/2013	16,484.28	ha	North Western, Mufumbwe
15836-HQ-SPP	Zamanfour Minerals Limited (100%)	PP	Fe, Mn	Active	12/08/2011	11/08/2016	259.94	ha	Central, Mkushi
15837-HQ-SPP	Jack Joseph Stuart (100%)	PP	Fe, Mn	Active	28/05/2013	27/05/2018	16.64	ha	Central, Mkushi
15846-HQ-SML	Margie S Musonda (100%)	SML	Mn	Active	21/07/2011	20/07/2021	396.17	ha	Central, Mkushi
15848-HQ-SML	Margie S Musonda (100%)	SML	Mn	Active	21/07/2011	20/07/2021	392.86	ha	Central, Mkushi

Code	Parties	Type	Resources	Status	Grant Date	Expiry Date	Official Area Value	Area Unit	Map Reference
15852-HQ-LPL	Chiteta Mining Company Ltd (100%)	PL	Ag, Au, REE	Active	18/04/2012	17/04/2014	20,486.78	ha	Lusaka, Chongwe, Kafue
15853-HQ-LPL	Chiteta Mining Company Ltd (100%)	PL	Ag, Au, REE	Active	19/11/2012	18/11/2014	34,675.82	ha	Lusaka, Chongwe
15854-HQ-LPL	Vale Zambia Limited (100%)	PL	Au, Co, Cu, Mn, U	Pending Renewal	22/08/2011	21/08/2013	37,211.91	ha	Copperbelt, Lufwanyama; North Western, Solwezi
15855-HQ-SPP	Lucy Zulu (100%)	PP	Ag, Au, Co, Cu, Fe	Active	26/07/2011	25/07/2016	995.28	ha	North Western, Kasempa
15856-HQ-SPP	Stork-LL Resources Limited (100%)	PP	Cu, Mn	Active	06/09/2011	05/09/2016	100.68	ha	Luapula, Mansa
15860-HQ-SML	Ephraim Mavuto Banda (100%)	SML	Cu, Mn	Pending Transfer	14/10/2011	13/10/2021	398.84	ha	Luapula, Mansa
15862-HQ-SPP	Mosaic Mineral Limited (100%)	PP	LST	Active	13/09/2012	12/09/2017	13.33	ha	Copperbelt, Kalulushi, Lufwanyama
15865-HQ-LPL	LAMSA Energy Limited (100%)	PL	Au, Cu	Active	14/07/2011	13/07/2013	4,501.42	ha	Lusaka, Chongwe
15867-HQ-SML	Magec Enterprises Limited (100%)	SML	Au, Co, Cu	Active	29/06/2011	28/06/2021	401.94	ha	North Western, Kasempa
15868-HQ-LML	Kalumbila Minerals Limited (100%)	LML	Ag, Au, Co, Cu, Fe, Ni, PGM, Se	Active	20/04/2011	19/04/2036	24,807.13	ha	North Western, Solwezi
15869-HQ-LML	Kalumbila Minerals Limited (100%)	LML	Ag, Au, Co, Cu, Fe, Ni, PGM, Se	Active	20/04/2011	19/04/2036	24,368.79	ha	North Western, Mwinilunga, Solwezi
15870-HQ-LML	Kalumbila Minerals Limited (100%)	LML	Ag, Au, Co, Cu, Fe, Ni, PGM, Se	Active	20/04/2011	19/04/2036	23,989.98	ha	North Western, Solwezi
15871-HQ-LML	Kalumbila Minerals Limited (100%)	LML	Ag, Au, Co, Cu, Fe, Ni, PGM, Se	Active	20/04/2011	19/04/2036	7,457.78	ha	North Western, Solwezi
15872-HQ-LML	Kalumbila Minerals Limited (100%)	LML	Ag, Au, Co, Cu, Fe, Ni, PGM, Se	Active	20/04/2011	19/04/2036	14,101.79	ha	North Western, Mwinilunga, Solwezi
15873-HQ-LPL	LAMSA Energy Limited (100%)	PL	Au, Nb, P, REE	Active	19/08/2011	18/08/2013	4,962.99	ha	Lusaka, Luangwa
15882-HQ-LPL	Nizam minerals Limited (100%)	PL	Ag, Au, Co, Cu, Mn	Active	22/06/2011	21/06/2013	69,770.72	ha	North Western, Kasempa, Mufumbwe
15891-HQ-SPP	Solomon Anos Tembo (100%)	PP	Au, Co, Cu, Fe, Mn	Active	27/02/2013	26/02/2018	39.95	ha	Central, Mkushi
15895-HQ-LPL	Kate King investments Limited (100%)	PL	Au, Co, Cu, Fe	Active	30/11/2012	29/11/2014	95,363.81	ha	Eastern, Katete, Petauke
15899-HQ-SPP	Kaloko Mining Limited (100%)	PP	Au, Cu	Active	09/07/2012	08/07/2017	408.14	ha	Northern, Mbala
15900-HQ-SPP	Kaloko Mining Limited (100%)	PP	Au, Cu	Active	09/07/2012	08/07/2017	148.43	ha	Northern, Mbala
15901-HQ-SPP	Kaloko Mining Limited (100%)	PP	Au, Cu	Active	09/07/2012	08/07/2017	408.13	ha	Northern, Mbala
15902-HQ-SPP	Kaloko Mining Limited (100%)	PP	Au, Cu	Active	09/07/2012	08/07/2017	408.20	ha	Northern, Mbala
15903-HQ-SPP	Kaloko Mining Limited (100%)	PP	Au, Cu	Active	09/07/2012	08/07/2017	519.76	ha	Northern, Mbala
15904-HQ-SPP	Kaloko Mining Limited (100%)	PP	Au, Cu	Active	09/08/2012	08/08/2017	354.19	ha	Northern, Mbala
15909-HQ-LPL	Ground Focus Limited (100%)	PL	Cu, Mn	Expired	17/06/2011	16/06/2013	1,794.39	ha	Eastern, Petauke
15910-HQ-LPL	Ground Focus Limited (100%)	PL	Cu, Mn, REE	Expired	17/06/2011	16/06/2013	656.15	ha	Central, Mkushi

Code	Parties	Type	Resources	Status	Grant Date	Expiry Date	Official Area Value	Area Unit	Map Reference
15911-HQ-LPL	Sakiwa Musiwa (100%)	PL	Ag, Au, Co, Cu, Fe, Mn, Ni, Pb, Ti, Zn	Pending Renewal	13/07/2011	12/07/2013	47,871.13	ha	Southern, Itezhi Tezhi, Namwala
15912-HQ-LPL	Greentec Logistics (100%)	PL	Au, Co, Cu, Mn, Pb, Zn	Expired	06/10/2011	05/10/2013	80,256.67	ha	Central, Serenje
15913-HQ-LPL	Sakiwa Musiwa (100%)	PL	Cu, Mn, Ni, Pb, PGM, U, Zn	Expired	13/07/2011	12/07/2013	43,786.64	ha	Eastern, Chama
15914-HQ-SPP	Charles Akufuna Wamulwange (100%)	PP	CLY	Active	26/06/2012	25/06/2017	80.02	ha	Copperbelt, Ndola
15915-HQ-SPP	Suhails International Limited (100%)	PP	COA, Sn, Ta	Active	09/07/2012	08/07/2017	891.86	ha	Southern, Sinazongwe
15916-HQ-LPL	China Jiangxi corporation For International Economic and Technical Cooperation Zambia Mining Limited (100%)	PL	Cu	Pending Renewal	27/04/2011	26/04/2013	41,088.77	ha	North Western, Kasempa, Mufumbwe
15919-HQ-SPP	Frank Mansaka (100%)	PP	Au, Cu, Fe	Active	26/07/2011	25/07/2016	403.14	ha	Copperbelt, Lufwanyama
15920-HQ-SPP	Frademy Electrical Distributors Limited (100%)	PP	Au, Cu, Fe	Active	15/08/2011	14/08/2016	479.56	ha	Copperbelt, Lufwanyama
15924-HQ-LPL	Mbozwa Minerals Limited (100%)	PL	Au, Co, Cu, Mn	Expired	24/04/2012	23/04/2014	62,160.35	ha	North Western, Kasempa, Solwezi
15928-HQ-SPP	Chitamba Lubemba Investments Limited (100%)	PP	Co, Cu, Fe, Mn	Active	22/08/2011	21/08/2016	971.55	ha	Northern, Chinsali
15929-HQ-LPL	MMG (Zambia)Exploration Limited (100%)	PL	Ag, Au, Co, Cu, Fe, Ni, Pt, S, U, Zn	Active	24/07/2012	23/07/2014	92,166.88	ha	Central, Mumbwa; Southern, Itezhi Tezhi, Namwala
15930-HQ-LPL	MMG (Zambia)Exploration Limited (100%)	PL	Ag, Au, Co, Cu, Fe, Ni, Pb, Pt, S, U, Zn	Expired	20/06/2011	19/06/2013	7,370.93	ha	Central, Mumbwa; Southern, Itezhi Tezhi
15931-HQ-LPL	MMG (Zambia)Exploration Limited (100%)	PL	Ag, Au, Co, Cu, Fe, Ni, Pb, Pt, S, U	Active	10/08/2011	09/08/2013	8,559.19	ha	Southern, Itezhi Tezhi, Namwala
15933-HQ-SGL	Mweko Enterprises (100%)	SGL	AMT	Active	19/08/2013	18/08/2023	330.95	ha	Central, Mumbwa
15934-HQ-LPL	oracle Enterprises Limited (100%)	PL	Co, Cu, Fe, Mn, Zn	Active	29/04/2011	28/04/2013	31,599.00	ha	Northern, Mbala, Mungwi, Nakonde
15948-HQ-LPL	Xiangguang Mining Zambia Ltd (100%)	PL	Ag, Au, Cu, Pb, Zn	Pending Renewal	24/08/2011	23/08/2013	20,235.69	ha	Southern, Mazabuka, Monze
15950-HQ-LPL	Xiangguang Mining Zambia Ltd (100%)	PL	Ag, Au, Cu, Pb, Zn	Pending Renewal	24/08/2011	23/08/2013	23,011.59	ha	Southern, Mazabuka, Monze
15958-HQ-SML	Jazzman Chikwakwa (100%)	SML	Au, Cu, Fe, Mn	Active	29/06/2011	28/06/2021	399.59	ha	Central, Mkushi
15959-HQ-SML	Jazzman Chikwakwa (100%)	SML	Au, Cu, Fe, Mn	Active	29/06/2011	28/06/2021	366.50	ha	Central, Mkushi
15960-HQ-SML	Jazzman Chikwakwa (100%)	SML	Au, Cu, Fe, Mn	Active	29/06/2011	28/06/2021	366.48	ha	Central, Mkushi
15963-HQ-SML	Jazzman Chikwakwa (100%)	SML	Au, Cu, Fe, Mn	Active	30/06/2011	29/06/2021	299.71	ha	Central, Mkushi
15964-HQ-SML	Jazzman Chikwakwa (100%)	SML	Au, Cu, Fe, Mn	Active	29/06/2011	28/06/2021	366.49	ha	Central, Mkushi
15965-HQ-LPL	Musedge Mining Limited (100%)	PL	Co, Cu	Active	16/08/2013	15/08/2015	900.34	ha	Central, Mumbwa
15970-HQ-LPL	Jennifer Duckstrom Phiri (100%)	PL	Ag, Co, Cu, DIA, Fe, U	Active	22/08/2011	21/08/2013	10,454.87	ha	North Western, Kabompo

Code	Parties	Type	Resources	Status	Grant Date	Expiry Date	Official Area Value	Area Unit	Map Reference
15973-HQ-LPL	Sino West Mining Company (100%)	PL	Ag, Au, Co, Cu, Mn	Active	23/06/2011	22/06/2015	25,478.27	ha	Eastern, Nyimba
15980-HQ-SPP	Masovi General Dealers (100%)	PP	QTZ, SIL	Active	11/10/2012	10/10/2017	200.26	ha	Copperbelt, Mufulira
15981-HQ-SPP	Bendu Transport Limited (100%)	PP	Co, Cu	Active	20/06/2011	19/06/2016	987.47	ha	Central, Serenje
15982-HQ-LPL	Bendu Transport Limited (100%)	PL	Co, Cu	Active	20/06/2011	19/06/2013	1,881.42	ha	Central, Serenje
15984-HQ-LPL	Great Tang Resources Limited (100%)	PL	Au, Co, Cu, Fe	Active	02/10/2013	01/10/2015	66,587.51	ha	North Western, Kasempa
15988-HQ-LPL	Sino West Mining Company (100%)	PL	Ag, Co, Cu, Mn	Active	23/06/2011	22/06/2015	4,746.34	ha	Central, Serenje
15989-HQ-SPP	Tunta Mining Limited (100%)	PP	Au, Co, Cu, Mn	Pending Transfer	30/08/2011	29/08/2016	494.40	ha	Lusaka, Kafue
15990-HQ-SPP	Nobrom Investments Limited (0%)	PP	DIA, Mn	Active	12/09/2011	11/09/2016	243.05	ha	Luapula, Kawambwa; Northern, Mporokoso
15992-HQ-SGL	Frank Bwacha (100%)	SGL	AQM, QTZ, TML	Active	02/01/2013	01/01/2023	399.45	ha	Central, Mkushi
16000-HQ-LPL	Yathu Engineering Limited (100%)	PL	Au, Co, Cu, Fe, LST	Active	24/06/2011	23/06/2013	75,773.44	ha	Central, Mumbwa
16007-HQ-LPL	Dimitri Mining Limited (100%)	PL	Ag, Au, Co, COA, Cu, DIA, Ni, Pt, REE, Sn	Pending Renewal	25/07/2011	24/07/2013	87.26	km ²	North Western, Solwezi
16013-HQ-SPP	BSJ Mining Ltd (100%)	PP	Au, Co, CO2, Cu, DIA, Mn	Active	15/06/2011	14/06/2016	3.34	ha	Copperbelt, Chililabombwe
16014-HQ-LPL	Lamasat International Limited (100%)	PL	REE	Active	02/09/2011	01/09/2013	96,727.19	ha	Southern, Kalomo, Kazungula
16025-HQ-AMR	Conelius Mulabasa (100%)	AMR	Cu	Application Rejected	05/10/2011	04/10/2013	6.67	ha	Copperbelt, Ndola
16026-HQ-AMR	Jones Malokotela (100%)	AMR	Cu	Application Rejected	05/10/2011	04/10/2013	6.67	ha	Copperbelt, Ndola
16027-HQ-AMR	Benjamin Ndumba (100%)	AMR	Au, Co, Cu	Pending Renewal	05/10/2011	04/10/2013	6.67	ha	Copperbelt, Ndola
16028-HQ-AMR	Conelius Mulabasa (100%)	AMR	Au, Co, Cu	Application Rejected	05/10/2011	04/10/2013	6.67	ha	Copperbelt, Ndola
16029-HQ-AMR	Thomas Kasombwe.M (100%)	AMR	Au, Co, Cu	Application Rejected	05/10/2011	04/10/2013	6.67	ha	Copperbelt, Ndola
16031-HQ-LPL	ww & S Investments Ltd (100%)	PL	Au, Co, Cu, Fe, Pb	Active	20/06/2011	19/06/2013	80,269.12	ha	Northern, Mbala, Mungwi
16032-HQ-LML	Longgan Investments Limited (100%)	LML	DOL, LST, STN1	Active	04/10/2011	03/10/2036	1,052.78	ha	Central, Chibombo
16036-HQ-SGL	Mopti Company Limited (100%)	SGL	QTZ	Active	03/01/2013	02/01/2023	36.54	ha	Copperbelt, Mpongwe
16042-HQ-SPP	Joyce Mary Kadilila (100%)	PP	Au, Co, Cu, Mn, Ni	Expired	06/07/2011	05/07/2016	403.67	ha	North Western, Zambezi
16044-HQ-SPP	Joyce Mary Kadilila (100%)	PP	AL2, Au, Co, Cu	Active	06/07/2011	05/07/2016	399.93	ha	North Western, Zambezi
16047-HQ-SPP	Success Resources Limited (100%)	PP	Cu, Mn	Active	16/04/2012	15/04/2017	397.64	ha	Central, Kapiri Mposhi
16049-HQ-LPL	Ferro Alloys Corporation Limited (100%)	PL	Co, Cu, Fe, Mn	Pending Renewal	28/09/2011	27/09/2013	1,103.00	ha	Central, Kapiri Mposhi

Code	Parties	Type	Resources	Status	Grant Date	Expiry Date	Official Area Value	Area Unit	Map Reference
16050-HQ-LPL	Ferro Alloys Corporation Limited (100%)	PL	Co, Cu, Fe, Mn	Pending Renewal	28/09/2011	27/09/2013	4,081.50	ha	Central, Kapiri Mposhi, Mkushi
16052-HQ-LPL	Uramin Resources Limited (100%)	PL	Au, COA, Ni, U	Active	23/06/2011	22/06/2013	13,771.44	ha	Southern, Gwembe, Sinazongwe
16053-HQ-SPP	G & L Link Limited (100%)	PP	Co, Cu	Active	05/09/2013	04/09/2018	404.82	ha	North Western, Mwinilunga
16054-HQ-LPL	Copper Zone Resources Ltd (100%)	PL	Ag, Au, Co, Cu, Fe, U, Zn	Active	02/05/2013	01/05/2015	54,458.58	ha	North Western, Kasempa
16055-HQ-LPL	Copper Zone Resources Ltd (100%)	PL	Ag, Au, Co, Cu, Fe, REE, U	Active	03/08/2011	02/08/2013	1,753.77	ha	North Western, Solwezi
16056-HQ-LPL	Trilith Resources(Zambia) Limited (100%)	PL	Ag, Co, Cu, Fe, U, Zn	Active	09/09/2011	08/09/2013	18,336.86	ha	North Western, Mufumbwe, Solwezi
16060-HQ-LPL	J-SICO General Suppliers Zambia Limited (100%)	PL	Ag, Al, Au, CC, Cd, Co, Cr, Cu, Fe, Mn, Mo, Nb, Ni, Pb, Pd, Pt, REE, Sb, Sn, Ta, Zn	Active	03/10/2011	02/10/2013	10,048.10	ha	Southern, Choma, Sinazongwe
16061-HQ-SPP	E & S Ventures Limited (100%)	PP	Co, Cu, LST, Mn, Ni, Pb	Active	01/09/2011	31/08/2016	716.87	ha	Central, Kapiri Mposhi
16064-HQ-SPP	Esther Mwila Musonda (100%)	PP	Cu, Mn	Active	01/08/2011	31/07/2016	328.16	ha	Central, Mkushi
16065-HQ-SPP	Blue Oceans Minerals and Metals Limited (100%)	PP	Au, Co, Cu, Fe, Mn	Active	11/08/2011	10/08/2016	255.14	ha	Luapula, Mansa, Samfya
16066-HQ-SPP	Blue Oceans Minerals and Metals Limited (100%)	PP	Co, Cu, Fe, Mn	Active	11/08/2011	10/08/2016	369.28	ha	Luapula, Mansa
16067-HQ-AMR	Brastone Mumba (100%)	AMR	Co, Cu, Mn	Active	10/04/2012	09/04/2014	6.63	ha	Central, Kapiri Mposhi, Mkushi
16071-HQ-SPP	Bristdan Mining Limited (100%)	PP	Au, Co, Cu, Mn, Ni	Active	11/05/2012	10/05/2017	991.08	ha	Copperbelt, Mkushi, Mkushi
16072-HQ-LPL	Infinity Minerals and Resources ltd (100%)	PL	COA, U	Abandoned	14/07/2011	13/07/2013	79,580.78	ha	Eastern, Chama; Northern, Mpika
16073-HQ-LPL	Infinity Minerals and Resources ltd (100%)	PL	COA, U	Abandoned	14/07/2011	13/07/2013	79,580.78	ha	Eastern, Chama
16074-HQ-LPL	Infinity Minerals and Resources ltd (100%)	PL	COA, U	Abandoned	09/08/2011	08/08/2013	27,195.21	ha	Southern, Choma, Gwembe, Sinazongwe
16076-HQ-LPL	Orbit Resources ltd (100%)	PL	Au, COA, Cu, Fe	Active	20/07/2011	19/07/2013	15,926.41	ha	Northern, Mbala, Mungwi
16077-HQ-LPL	Vikram Investment Limited (100%)	PL	Au, Co, Cu, Fe	Pending Renewal	07/06/2011	06/06/2013	10,963.68	ha	Central, Mumbwa
16078-HQ-SPP	Universal Mining and Chemical Industries Limite (100%)	PP	Au, Cu, Fe, Mn	Active	11/07/2011	10/07/2016	950.09	ha	Central, Mumbwa
16079-HQ-SPP	Pelwa General Dealers Limited (100%)	PP	Co, Cu, Fe, Mn	Active	18/11/2013	17/11/2018	783.76	ha	Northern, Mporokoso
16086-HQ-SPP	Kanachi Contractors Limited (100%)	PP	Au, Co, Cu	Active	19/07/2011	18/07/2016	139.86	ha	Central, Mkushi
16090-HQ-LPL	Johnny's Trading co. Limited (100%)	PL	Au, Co, Cu, Mn, Sn	Active	08/08/2011	07/08/2013	98,812.50	ha	Northern, Mbala, Mpulungu
16091-HQ-LPL	Johnny's Trading co. Limited (100%)	PL	Au, Co, Cu, Mn, Sn	Active	08/08/2011	07/08/2013	96,008.02	ha	Northern, Mpulungu

Code	Parties	Type	Resources	Status	Grant Date	Expiry Date	Official Area Value	Area Unit	Map Reference
16093-HQ-LPL	Metlog Limited (100%)	PL	Ag, Au, Co, Cu, Mn, Ni, Pb, U, Zn	Active	03/08/2011	02/08/2013	52,496.74	ha	Central, Mkushi
16095-HQ-SPP	Mutimbi Real Estates Limited (100%)	PP	COA	Expired	04/10/2012	03/10/2017	300.29	ha	Southern, Sinazongwe
16098-HQ-SPP	Sable Transport Limited (100%)	PP	LST	Active	27/07/2011	26/07/2016	187.52	ha	Southern, Mazabuka
16099-HQ-SPP	Kovichi Contractors and Suppliers Limited (100%)	PP	SIL	Active	01/09/2011	31/08/2016	20.03	ha	Copperbelt, Mufulira
16100-HQ-SPP	Kovichi Contractors and Suppliers Limited (100%)	PP	SIL	Active	01/09/2011	31/08/2016	26.70	ha	Copperbelt, Mufulira
16109-HQ-LPL	Sino West Mining Company (100%)	PL	Ag, Au, Co, Cu, Mn	Expired	19/08/2011	18/08/2013	92,410.35	ha	Central, Chibombo, Mumbwa
16110-HQ-LPL	Sino West Mining Company (100%)	PL	Ag, Au, Co, Cu, Mn	Expired	19/08/2011	18/08/2013	99,252.31	ha	Central, Chibombo
16111-HQ-LPL	Sino West Mining Company (100%)	PL	Ag, Au, Co, Cu, Mn	Expired	19/08/2011	18/08/2013	98,796.09	ha	Central, Chibombo
16112-HQ-LPL	Zambia-Zhengyuan Mining Co. Ltd (100%)	PL	Au, Co, Cu, Fe, Ni, Zn	Active	21/07/2011	20/07/2015	18,387.00	ha	Central, Mumbwa
16114-HQ-SPP	M & E Decorators & Construction Limited (100%)	PP	Au, Co, Cu, Mn	Active	10/10/2011	09/10/2016	69.60	ha	Central, Mkushi
16120-HQ-SPP	Mulopwe Company Limited (100%)	PP	Cu, Fe, Ti	Active	16/04/2012	15/04/2017	26.81	ha	Luapula, Mansa
16121-HQ-LPL	Mwombezhi Resources Limited (100%)	PL	Ag, Au, Co, Cu, Fe, Mn, Ni	Active	21/07/2011	20/07/2015	57,507.32	ha	North Western, Solwezi
16126-HQ-SPP	Aggregate Limited (100%)	PP	AL1	Active	05/09/2011	04/09/2016	97.76	ha	Southern, Kazungula
16127-HQ-LPL	Providence Resources Zambia Limited (100%)	PL	Ag, Au, Co, Cu, Fe, REE, U, Zn	Active	09/09/2011	08/09/2013	3,787.99	ha	North Western, Kasempa
16142-HQ-SPP	John Siyabonga Bungane (100%)	PP	Ag, Au, Co, Cr, Cu, Fe, Mo, Ta, V	Active	23/08/2011	22/08/2016	50.12	ha	Copperbelt, Chililabombwe
16143-HQ-LPL	China Gansu Engineering Corp. Zambia (100%)	PL	Au, Co, Cu, Fe, U	Active	25/08/2011	24/08/2015	26,988.25	ha	Copperbelt, Mpongwe; North Western, Kasempa, Solwezi
16144-HQ-LPL	Luangwa Bicycles Limited (100%)	PL	Au, Co, Cu, Fe, U	Active	13/06/2012	12/06/2014	46,246.41	ha	Copperbelt, Lufwanyama, Mpongwe; North Western, Solwezi
16148-HQ-LPL	Headframe Resources (Z) Ltd (100%)	PL	Ag, Au, Co, Cu, Fe, REE, U, Zn	Active	05/08/2011	04/08/2013	909.25	ha	North Western, Solwezi
16149-HQ-LPL	Headframe Resources (Z) Ltd (100%)	PL	Ag, Au, Co, Cu, Fe, REE, U, Zn	Active	05/08/2011	04/08/2013	11,053.74	ha	North Western, Kasempa, Mufumbwe
16152-HQ-LPL	Headframe Resources (Z) Ltd (100%)	PL	Au, Co, Cu, Fe, REE, U, Zn	Active	05/08/2011	04/08/2013	87,107.79	ha	Central, Chibombo, Kapiri Mposhi
16153-HQ-LPL	Headframe Resources (Z) Ltd (100%)	PL	Au, Co, Cu, Fe, REE, U, Zn	Active	05/08/2011	04/08/2013	69,048.75	ha	Central, Chibombo, Kapiri Mposhi
16154-HQ-SPP	David Chikopa (100%)	PP	Cu	Active	22/06/2012	21/06/2017	39.63	ha	Central, Mumbwa
16158-HQ-LPL	Legana Investments Limited (100%)	PL	Cu	Pending Renewal	13/07/2012	12/07/2014	49,889.85	ha	North Western, Kabompo, Mwinilunga
16159-HQ-LPL	Getrude Lungowe Sifanu (100%)	PL	Ag, Au, Co, Cu, U	Expired	03/08/2011	02/08/2013	7,228.82	ha	Central, Chibombo; Lusaka, Kafue

Code	Parties	Type	Resources	Status	Grant Date	Expiry Date	Official Area Value	Area Unit	Map Reference
16161-HQ-LPL	Trilith Resources(Zambia) Limited (100%)	PL	Ag, Au, Co, Cu, Fe, REE, U, Zn	Expired	03/08/2011	02/08/2013	29,462.48	ha	North Western, Kabompo
16162-HQ-LPL	Luangwa Bicycles Limited (100%)	PL	Au, Co, Cu, Fe, U	Active	13/06/2012	12/06/2014	50,408.38	ha	Central, Chibombo, Mumbwa
16164-HQ-LPL	G & I Investments Limited (100%)	PL	Au, Co, Cu, Pt	Active	30/05/2013	29/05/2015	18,396.28	ha	Central, Chibombo, Kapiri Mposhi, Mkushi
16165-HQ-AMR	Rabby Mulela (100%)	AMR	QTZ, SIL	Active	21/12/2012	20/12/2014	3.34	ha	Copperbelt, Mufulira
16180-HQ -LPL	Central Africa House of Minerals Limited (100%)	PL	Au, Cu, U	Active	15/02/2013	14/02/2015	31,876.58	ha	North Western, Kasempa
16181-HQ-LPL	Solomon Anos Tembo (100%)	PL	Au, Co, Cu, Fe, Mn	Expired	02/08/2011	01/08/2013	6,254.92	ha	Central, Mkushi; Copperbelt, Masaiti, Mkushi
16182-HQ-AMR	Betha Mwanza (100%)	AMR	Au, Co, Cu, Fe, Mn	Active	04/08/2011	03/08/2015	3.33	ha	Central, Mkushi
16183-HQ-LPL	Deephole Mining Limited (100%)	PL	Au, Co, Cu, Fe, Mn, Ni, U	Active	20/07/2011	19/07/2015	46,607.86	ha	North Western, Mufumbwe, Solwezi
16184-HQ-LPL	Deephole Mining Limited (100%)	PL	Au, Co, Cu, Fe, Mn, Ni, U	Active	27/09/2011	26/09/2015	7,693.33	ha	North Western, Mufumbwe
16188-HQ-SPP	Earthlane Zambia Limited (100%)	PP	DOL, LST, STN1	Active	13/07/2012	12/07/2017	23.07	ha	Lusaka, Lusaka
16199-HQ-LPL	Avarmma Mining Company Ltd (100%)	PL	Ag, Au, Co, Cu, Fe, Mn, Ni	Active	21/07/2011	20/07/2015	23,314.58	ha	North Western, Kasempa
16201-HQ-SPP	JPS Mining Limited (100%)	PP	Au, Co, Cu, Fe, Mn, Pb, Zn	Active	22/01/2013	21/01/2018	87.19	ha	Luapula, Mansa, Milenge
16205-HQ-SPP	Nyake Enterprises (100%)	PP	LST	Active	07/08/2013	06/08/2018	257.50	ha	North Western, Solwezi
16208-HQ-SML	Chakuza Mining & Exploration Limited (100%)	SML	Mn	Active	07/07/2011	06/07/2021	4.01	ha	Central, Mkushi
16211-HQ-LPL	Metmin Limited (100%)	PL	Bi, Co, Cu, Mn, Mo, Ni, Pb, Sn, Ta, U, Zn	Active	05/12/2012	04/12/2014	2,854.41	ha	Copperbelt, Lufwanyama
16213-HQ-LPL	Tranter Resources Zambia Limited (100%)	PL	Ag, Co, Cu, Mn, Ni, Pb, REE, U, Zn	Active	17/10/2011	16/10/2013	37,097.33	ha	Luapula, Mansa, Mwense
16214-HQ-LPL	Tranter Resources Zambia Limited (100%)	PL	Ag, Co, Cu, Mn, Pb, U, Zn	Active	17/10/2011	16/10/2013	16,590.60	ha	Luapula, Luwingu, Mansa; Northern, Luwingu
16217-HQ-LPL	MMG (Zambia)Exploration Limited (100%)	PL	Ag, Au, Co, Cu, Fe, Ni, Pb, Pt, U, Zn	Expired	30/05/2013	29/05/2015	76,928.23	ha	Southern, Itezhi Tezhi
16218-HQ-LPL	MMG (Zambia)Exploration Limited (100%)	PL	Ag, Au, Co, Cu, Ni, Pb, Pt, U, Zn	Expired	24/06/2013	23/06/2015	65,531.94	ha	
16223-HQ-AMR	Grace Chama Pupe (100%)	AMR	LST, MBL	Active	21/10/2011	20/10/2013	6.59	ha	Lusaka, Kafue
16224-HQ-LPL	China Jiangxi corporation For International Economic and Technical Cooperation Zambia Mining Limited (100%)	PL	Ag, Au, Co, Cu, Mn, Ni, Zn	Active	09/08/2011	08/08/2013	52,683.59	ha	North Western, Kabompo
16234-HQ-SPP	Cannan Oil Exploration Mining Ltd (100%)	PP	Cu	Active	02/09/2011	01/09/2016	398.95	ha	North Western, Mwinilunga
16235-HQ-SPP	Cannan Oil Exploration Mining Ltd (100%)	PP	Cu	Active	02/09/2011	01/09/2016	388.93	ha	North Western, Mwinilunga

Code	Parties	Type	Resources	Status	Grant Date	Expiry Date	Official Area Value	Area Unit	Map Reference
16236-HQ-SPP	Cannan Oil Exploration Mining Ltd (100%)	PP	Cu	Active	02/09/2011	01/09/2016	382.21	ha	North Western, Mwinilunga
16239-HQ-SML	Synite Quarries Zambia Limited (100%)	SML	SDG, STN	Active	25/07/2011	24/07/2021	280.35	ha	North Western, Solwezi
16246-HQ-SPP	ZAKOR Metals Ltd (100%)	PP	Ag, Au, Co, Cu, Fe, Mn, Ni, U	Active	16/08/2011	15/08/2016	406.48	ha	North Western, Mufumbwe
16247-HQ-SPP	ZAKOR Metals Ltd (100%)	PP	Ag, Au, Co, Cu, Fe, Mn, Ni, U	Active	16/08/2011	15/08/2016	399.81	ha	North Western, Mufumbwe
16248-HQ-SPP	ZAKOR Metals Ltd (100%)	PP	Ag, Au, Co, Cu, Fe, Mn, Ni, U	Active	12/07/2011	11/07/2016	386.49	ha	North Western, Mufumbwe
16249-HQ-SPP	ZAKOR Metals Ltd (100%)	PP	Ag, Au, Co, Cu, Fe, Mn, Ni, U	Active	12/08/2011	11/08/2016	286.55	ha	North Western, Mufumbwe
16250-HQ-SPP	ZAKOR Metals Ltd (100%)	PP	Ag, Au, Co, Cu, Fe, Mn, Ni, U	Active	16/08/2011	15/08/2016	399.85	ha	North Western, Mufumbwe
16252-HQ-LPL	Minera Resources Ltd (100%)	PL	Au, Co, Cu, LST, Mn	Expired	29/06/2012	28/06/2014	70,752.19	ha	North Western, Solwezi
16257-HQ-LPL	Pelwa General Dealers Limited (100%)	PL	Co, Cu, Fe, Mn	Active	14/03/2013	13/03/2015	914.45	ha	Luapula, Northern, Kaputa
16258-HQ-LPL	Krakow Minerals Limited (0%)	PL	Au, Co, Cu	Expired	23/04/2012	22/04/2014	51,156.27	ha	North Western, Kasempa, Mufumbwe
16270-HQ-LPL	Vikram Investment Limited (100%)	PL	Au, Cu, DIA, Fe, Mn, Pb, Zn	Active	10/10/2011	09/10/2013	34,677.42	ha	Western, Sesheke
16279-HQ-SPP	Beatrice Musuwa (100%)	PP	Au, Co, Cu, Fe, LST, Mn, Pb	Application Rejected	05/10/2011	04/10/2016	96.69	ha	Copperbelt, Ndola
16281-HQ-SPP	Peter Kaoma (100%)	PP	Au, Co, Cu	Active	05/10/2011	04/10/2016	40.00	ha	Copperbelt, Ndola
16284-HQ-LPL	Mutimbi Real Estates Limited (100%)	PL	Co, COA, Cu, Ni, U	Active	04/04/2012	03/04/2014	2,712.08	ha	Southern, Sinazongwe
16285-HQ-SPP	Wang-Sheng Mining Company Limited (100%)	PP	Cu, DOL, LST	Active	07/06/2013	06/06/2015	6.67	ha	Copperbelt, Masaiti, Ndola
16289-HQ-LPL	Hwatai Mining Investment Corporation Limited (100%)	PL	Ag, Au, Co, Cu, Mn, Ta, U, Zn	Pending Renewal	10/08/2011	09/08/2013	4,538.00	ha	Copperbelt, Lufwanyama
16290-HQ-LPL	Hwatai Mining Investment Corporation Limited (100%)	PL	Ag, Au, Co, Cu, Mn, Ta, U, Zn	Active	10/08/2011	09/08/2013	56,414.19	ha	Central, Chibombo, Kapiri Mposhi
16291-HQ-LPL	Hwatai Mining Investment Corporation Limited (100%)	PL	Ag, Au, Co, Cu, Mn, Ta, U, Zn	Pending Renewal	10/08/2011	09/08/2013	71,262.21	ha	Central, Chibombo, Kabwe, Kapiri Mposhi
16298-HQ-LPL	Messina Minerals Ltd (100%)	PL	Cu	Expired	24/04/2012	23/04/2014	67,173.99	ha	North Western, Kabompo, Zambezi
16299-HQ-LPL	Cholwe Mining & Petroleum Corporation Ltd (100%)	PL	Au, Co, Cu, Mn, Sn, Zn	Active	04/10/2013	03/10/2015	14,723.17	ha	Lusaka, Chongwe, Luangwa
16300-HQ-LPL	Emmanuel Mulenga (100%)	PL	Ag, Au, Co, Cu, Fe, Mn, REE, U	Pending Transfer	12/10/2011	11/10/2013	1,497.97	ha	North Western, Mufumbwe
16304-HQ-SPP	Tunta Mining Limited (100%)	PP	Co, Cu, DIA	Active	29/11/2012	28/11/2017	110.50	ha	North Western, Solwezi
16310-HQ-SPP	Chisaankane Talc Mine (100%)	PP	LST, TLC	Active	11/02/2013	10/02/2018	514.17	ha	Lusaka, Kafue

Code	Parties	Type	Resources	Status	Grant Date	Expiry Date	Official Area Value	Area Unit	Map Reference
16316-HQ-SPP	Roads Development Agency (100%)	PP	GRT	Active	23/08/2012	22/08/2017	84.78	ha	Southern, Kazungula
16320-HQ-SML	Neelkanth Lime Limited (100%)	SML	DOL, LST	Expired	20/07/2011	19/07/2021	116.70	ha	Copperbelt, Masaiti
16321-HQ-LPL	Blue Oceans Venture Zambia Ltd (100%)	PL	Co, Cu, DIA, Mn, REE	Active	15/11/2012	14/11/2014	50,827.03	ha	Luapula, Samfya
16324-HQ-LPL	Musempe Investments Ltd (100%)	PL	COA, Cu, Fe	Active	27/03/2013	26/03/2015	45,060.64	ha	Northern, Isoka
16331-HQ-SPP	Kavuluvulu Resources Limited (100%)	PP	DOL, GRT, LAT, LST, SDG	Active	04/03/2013	03/03/2018	263.47	ha	Lusaka, Kafue
16337-HQ-LPL	Chikoni Hills Mines Ltd (100%)	PL	Au, Co, Cu, Fe, Mn, Ni	Active	24/12/2012	23/12/2014	3,097.36	ha	Central, Serenje
16340-HQ-LPL	Jennifer Duckstrom Phiri (100%)	PL	Ag, Au, Co, Cu, Fe, Mn, Pb, U	Active	10/07/2012	09/07/2014	8,531.75	ha	North Western, Mufumbwe
16347-HQ-SPP	Mogoswa Limestone Limited (100%)	PP	LST, STN	Active	14/02/2013	13/02/2018	266.76	ha	Copperbelt, Masaiti
16348-HQ-SPP	Mogoswa Limestone Limited (100%)	PP	LST, STN	Application Rejected	14/02/2013	13/02/2018	40.01	ha	Copperbelt, Masaiti, Ndola
16349-HQ-SPP	Mogoswa Limestone Limited (100%)	PP	LST, STN	Application Rejected	05/03/2013	04/03/2018	36.68	ha	Copperbelt, Ndola
16350-HQ-SPP	Mogoswa Limestone Limited (100%)	PP	LST, STN	Active	05/03/2013	04/03/2018	86.69	ha	Copperbelt, Masaiti
16352-HQ-LPL	Samfue Limited (100%)	PL	Co, Cu, Fe, LST, Mn, Pb, U, Zn	Active	13/07/2012	12/07/2014	24,274.16	ha	North Western, Kabompo
16353-HQ-LPL	Samfue Limited (100%)	PL	Co, Cu, LST, Pb, U, Zn	Active	02/10/2012	01/10/2014	49,871.68	ha	
16354-HQ-LPL	Samfue Limited (100%)	PL	Co, Cu, Fe, Mn, Pb, U, Zn	Active	13/07/2012	12/07/2014	3,986.73	ha	North Western, Kasempa
16356-HQ-LPL	Rose Garden Mining development Limited (100%)	PL	Au, Co, Cu, Fe, Pb, U	Active	14/09/2012	13/09/2014	12,308.78	ha	Lusaka, Chongwe
16357-HQ-LPL	Omega Minerals Ltd (100%)	PL	Co, Cu, Mn, Pb, Zn	Active	03/08/2012	02/08/2014	2,311.49	ha	Luapula, Luwingu, Samfya; Northern, Luwingu
16368-HQ-SPP	Katotoma Investment Ltd (100%)	PP	Au, Co, Cu	Active	07/10/2011	06/10/2016	402.21	ha	Copperbelt, Mpongwe
16369-HQ-LPL	CNMC Mpongwe Mining Company Limited (100%)	PL	Co, Cu, U	Pending Renewal	17/10/2011	16/10/2013	1,200.67	ha	Copperbelt, Mpongwe
16373- HQ-SPP	Frank Mulenga Chimpusa (100%)	PP	Au, Cu, LST, Zn	Active	01/06/2012	31/05/2017	367.10	ha	Lusaka, Chongwe
16374-HQ-SGL	Charles Chitapwa (100%)	SGL	AQM, QTZ, TML	Active	15/03/2013	14/03/2023	330.01	ha	Northern, Mpika
16375-HQ-SPP	Mercury Lines Limited (100%)	PP	STN1	Active	31/07/2013	30/07/2018	39.53	ha	Lusaka, Kafue
16379-HQ-SPP	RAMCON Mining Limited (100%)	PP	GRT, LAT, STN1	Active	04/04/2013	03/04/2018	13.26	ha	Western, Kaoma
16380-HQ-LPL	Sanga Rufunsa Limited (100%)	PL	Au, Cu, LST, Sn, Zn	Active	31/05/2012	30/05/2014	10,555.82	ha	Lusaka, Chongwe
16381-HQ-LPL	Afro Asia Mining Zambia Limited (100%)	PL	Ag, Au, Co, Cu, Fe, Mn	Active	02/04/2012	01/04/2014	6,189.50	ha	Luapula
16382-HQ-LPL	Afro Asia Mining Zambia Limited (100%)	PL	Au, Co, Cu, Fe	Active	02/04/2012	01/04/2014	4,292.84	ha	Central, Mumbwa

Code	Parties	Type	Resources	Status	Grant Date	Expiry Date	Official Area Value	Area Unit	Map Reference
16383-HQ-LPL	Afro Asia Mining Zambia Limited (100%)	PL	Co, Cu, Fe, Mn	Active	13/06/2012	12/06/2014	6,310.29	ha	Luapula, Kawambwa
16384-HQ-LPL	Afro Asia Mining Zambia Limited (100%)	PL	Au, Cu, Fe, Mn	Active	02/04/2012	01/04/2014	3,384.99	ha	Central, Kapiri Mposhi
16385-HQ-LPL	Blackthorn Resources Zambia Limited (100%)	PL	Ag, As, Au, CC, Cd, Co, Cr, Cu, Fe, Ge, Mo, Nb, Ni, Pb, Pt, REE, S, Se, Sn, Ta, Th, U, V, Zn	Active	02/01/2013	01/01/2015	25,512.65	ha	Central, Mumbwa
16386-HQ-LPL	ADM Mining Ltd (100%)	PL	Co, COA, Cu, DIA, Mn, Pb, REE, Sn, Zn	Active	31/07/2012	30/07/2014	1,813.13	ha	North Western, Mufumbwe
16388-HQ-LPL	Status Mining & Exploration (100%)	PL	Ag, Au, Bi, Co, Cu, Mn, Mo, Ni, Pb, Sn, Ta, U	Active	31/05/2013	30/05/2015	8,810.50	ha	Copperbelt, Chingola, Kalulushi
16390-HQ-LPL	E & S Ventures Limited (100%)	PL	Ag, Co, Cu, Mn, Ni, Pb, U, Zn	Active	05/04/2012	04/04/2014	21,543.58	ha	Central, Kapiri Mposhi, Mkushi
16394-HQ-SPP	Akumone Enterprises (100%)	PP	SDG	Active	05/07/2012	04/07/2017	53.34	ha	Copperbelt, Ndola
16395-HQ-LPL	Daled Mining Limited (100%)	PL	Sn, Ta	Active	27/05/2013	26/05/2015	1,169.63	ha	Southern, Kalomo
16396-HQ-SPP	Kavuluvulu Resources Limited (100%)	PP	GRT, LAT, LST, SAM	Active	26/08/2013	25/08/2018	545.08	ha	Lusaka, Chongwe
16399-HQ-SPP	GTD Mining Ltd (100%)	PP	Au, Co, Cu, DIA, Mn, Zn	Active	18/04/2012	17/04/2017	23.30	ha	Central, Mkushi
16400-HQ-LPL	GTD Mining Ltd (100%)	PL	Au, Co, Cu, DIA, Mn, Zn	Active	29/05/2013	28/05/2015	1,378.68	ha	Central, Mkushi
16404-HQ-LPL	Dominic Chola Mulaisho (100%)	PL	COA, DIA	Active	29/10/2012	28/10/2014	87,078.20	ha	North Western, Kabompo, Zambezi; Western, Lukulu
16405-HQ-LPL	Blue Nile Inn Ltd (100%)	PL	Ag, Au, Co, Cu, DIA, Fe, Mn, REE, Sn	Active	29/06/2012	28/06/2014	5,388.63	ha	Lusaka, Luangwa
16407-HQ-SPP	Kanachi Contractors Limited (100%)	PP	Co, Cu	Active	14/06/2012	13/06/2017	299.21	ha	Copperbelt, Lufwanyama
16416-HQ-SPP	Wina Wina (100%)	PP	Cu, GRT	Active	26/06/2012	25/06/2017	499.33	ha	North Western, Mufumbwe
16417-HQ-SPP	Wina Wina (100%)	PP	P	Active	03/10/2012	02/10/2017	612.20	ha	Lusaka, Chongwe, Luangwa
16418-HQ-AMR	Alexander Thande Nyirenda (100%)	AMR	Co, Cu	Active	28/08/2012	27/08/2014	6.62	ha	Central, Mumbwa
16424-HQ-SPP	Mashata Chisola (100%)	PP	Cu	Active	02/11/2012	01/11/2017	13.33	ha	North Western, Mufumbwe
16425-HQ-LPL	Davison Mabvuto Zimba (100%)	PL	Au, Co, Cu, LST, P, Pb, U, Zn	Active	21/06/2013	20/06/2015	1,070.08	ha	Eastern, Petauke
16426-HQ-LPL	Three-c (Zambia) Limited (100%)	PL	Au, Co, Cu, Mn	Active	24/07/2012	23/07/2014	46,682.27	ha	Central, Kapiri Mposhi, Mpongwe; Copperbelt, Mpongwe
16428-HQ-LPL	JX International Engineering Ltd (100%)	PL	Au, Co, Cu, Fe, Mn	Active	12/10/2011	11/10/2013	8,688.26	ha	Central, Kapiri Mposhi
16432-HQ-SPP	JPS Mining Limited (100%)	PP	Au, Co, Cu, Fe, Mn, Pb, Zn	Active	27/02/2013	26/02/2018	482.84	ha	Luapula, Milenge
16433-HQ-SGL	BigHope Mining Ltd (100%)	SGL	AMT, AQM, EM, TML	Active	07/10/2013	06/10/2023	335.06	ha	Eastern, Chama

Code	Parties	Type	Resources	Status	Grant Date	Expiry Date	Official Area Value	Area Unit	Map Reference
16434-HQ-LPL	GTD Mining Ltd (100%)	PL	Au, Co, Cu, Fe, Mn	Active	25/07/2012	24/07/2014	88,164.57	ha	Central, Kapiri Mposhi, Mkushi, Mpongwe; Copperbelt, Masaiti, Mkushi, Mpongwe
16435-HQ-LPL	GTD Mining Ltd (100%)	PL	Au, Co, Cu, Fe, Mn	Active	14/12/2012	13/12/2014	28,932.35	ha	North Western, Kasempa
16446-HQ-LPL	Kennedy Mayumbelo (100%)	PL	Ag, Au, Co, Cu, Mn, Pb	Active	30/07/2012	29/07/2014	2,492.81	ha	Northern, Mpika
16447-HQ-LPL	Kennedy Mayumbelo (100%)	PL	Au, Co, Cu, Mn	Active	30/07/2012	29/07/2014	3,965.85	ha	Northern, Mpika
16448-HQ-LPL	Kennedy Mayumbelo (100%)	PL	Ag, Au, Co, Cu, Fe, Mn, Pb	Active	30/07/2012	29/07/2014	7,297.03	ha	Northern, Chinsali
16452-HQ-LPL	Jungle Pride Mining Group Ltd (100%)	PL	Ag, Al, Au, Co, Cu, Fe, Mn, Ni, Pt, U, Zn	Active	05/07/2012	04/07/2014	2,568.36	ha	Central, Mkushi
16460-HQ-LPL	Riotinto Exploration Zambia Ltd (100%)	PL	Ag, Au, Co, Cu, Fe, Mn, Ni, Pb, U, Zn	Active	19/10/2012	18/10/2014	45,854.87	ha	Copperbelt, Lufwanyama
16468-HQ-LPL	Jeff Moss Mineral Resource Company Ltd (100%)	PL	Ag, Au, Co, Cu, Fe, Mn, Ni	Active	18/01/2013	17/01/2015	3,152.08	ha	Central, Serenje
16469-HQ-SPP	JPS Mining Limited (100%)	PP	Au, Co, Cu, Mn, Pb, Zn	Active	21/01/2013	20/01/2018	565.26	ha	Northern, Luwingu
16470-HQ-SPP	Gempride Mining Limited (100%)	PP	Ag, Au, Co, Cu, Fe, Mn	Active	11/03/2013	10/03/2018	365.33	ha	North Western, Kasempa
16477-HQ-SPP	Mandelo Chipwalu (100%)	PP	Ag, Au, Co, Cu, Fe, LST, Mn, Pb, SIL, Zn	Active	04/07/2012	03/07/2017	56.22	ha	Central, Chibombo
16478-HQ-LPL	Metalco Industries Company Limited (100%)	PL	Ag, Au, Co, Cu	Pending Renewal	28/06/2012	27/06/2014	74,868.60	ha	Central, Mumbwa
16489-HQ-LPL	Kouri Mining Ltd (100%)	PL	REE	Active	27/07/2012	26/07/2014	86,981.16	ha	Western, Shang'ombo
16490-HQ-LPL	Kouri Mining Ltd (100%)	PL	REE	Active	27/07/2012	26/07/2014	98,233.79	ha	Western, Shang'ombo
16492-HQ-LPL	Dimitri Mining Limited (100%)	PL	REE	Active	27/07/2012	26/07/2014	97,798.72	ha	Western, Senanga, Shang'ombo
16506-HQ-LPL	Kasempa Copper Foundry Limited (100%)	PL	Au, Co, Cu, Fe	Pending Renewal	20/04/2012	19/04/2014	35,491.66	ha	Central, Kapiri Mposhi, Mumbwa; North Western, Kasempa
16507-HQ-LPL	kasempa Copper Foundry Limited (100%)	PL	Au, Co, Cu, Fe	Pending Renewal	05/04/2012	04/04/2014	139.17	km ²	North Western, Mwinilunga, Solwezi
16508-HQ-LPL	Flame Arab Contractors Limited (100%)	PL	GRT, LAT, SDG	Expired	06/10/2011	05/10/2013	609.23	ha	Lusaka, Kafue
16514-HQ-LPL	Betele Small Miners Limited (100%)	PL	Ag, Au, Co, Cu, Pb	Active	20/11/2012	19/11/2014	3,005.23	ha	North Western, Mufumbwe; Western, Kaoma
16520-HQ-LPL	Henan Mining Corporation Zambia Ltd (100%)	PL	Ag, Au, Co, Cu, Mn	Active	03/09/2012	02/09/2014	4,437.75	ha	North Western, Kasempa
16521-HQ-LPL	West Lunga Mining Limited (100%)	PL	Ag, Al, Cu	Pending Renewal	20/04/2012	19/04/2014	51,303.10	ha	North Western, Kabompo
16523-HQ-LPL	IMME Investment Limited (100%)	PL	Ag, Cu, Mn	Pending Renewal	03/09/2012	02/09/2014	98,202.82	ha	Central, Mkushi
16524-HQ-LPL	Zambian Index Resources Holding Limited (100%)	PL	Ag, Au, Cu	Pending Renewal	16/04/2012	15/04/2014	41,422.32	ha	North Western, Kasempa

Code	Parties	Type	Resources	Status	Grant Date	Expiry Date	Official Area Value	Area Unit	Map Reference
16536-HQ-LPL	Zambia Golden Sun Resources Holding Ltd (100%)	PL	Au, Co, Cu, Ni	Pending Renewal	26/06/2012	25/06/2014	28,717.19	ha	Copperbelt, Mpongwe
16544-HQ-LPL	Zambian Golden Sun Resources Holdings Limited (100%)	PL	Au, Cu, Fe, Mn, Ni, U	Active	22/11/2012	21/11/2014	22,714.91	ha	Central, Mumbwa; North Western, Kasempa
16545-HQ-LPL	Zambian Golden Sun Resources Holdings Limited (100%)	PL	Ag, Au, Cu, P, Pb, W	Pending Renewal	09/07/2012	08/07/2014	89,709.16	ha	Eastern, Petauke
16547-HQ-LPL	ADM Mining Ltd (100%)	PL	Ag, Au, Co, COA, Cu, DIA, Fe, Mn, Pb, REE, Sn, Zn	Active	31/07/2012	30/07/2014	83,361.54	ha	Eastern, Katete, Petauke
16549-HQ-LPL	FCK Engineering and Geoconsultants Limited (100%)	PL	Ag, Au, Co, Cu, Mn	Active	13/12/2012	12/12/2014	20,133.05	ha	Luapula, Mansa, Milenge
16553-HQ-LPL	Zambia-Zhengyuan Mining Co. Ltd (100%)	PL	Ag, Au, Co, Cu, Mn, Ni, Zn	Active	22/11/2012	21/11/2014	69,728.67	ha	Eastern, Nyimba, Petauke
16559-HQ-LPL	Blue Nile Inn Ltd (100%)	PL	Ag, Au, Co, Cu, Fe	Active	29/06/2012	28/06/2014	5,178.89	ha	
16560-HQ-LPL	Etzam Exploration & Mining Ltd (100%)	PL	Ag, Au, Co, Cu, Fe, Mn	Active	04/07/2012	03/07/2014	5,033.86	ha	Eastern, Petauke
16563-HQ-LPL	Deephole Mining Limited (100%)	PL	Au, Co, Cu, Fe, Mn, Ni, U	Active	27/09/2011	26/09/2013	2,060.85	ha	North Western, Solwezi
16564-HQ-LPL	Suhails International Limited (100%)	PL	Ag, Au, Co, Cu, LST, Pb, Zn	Expired	04/07/2012	03/07/2014	34,740.51	ha	Lusaka, Chongwe, Kafue; Southern, Mazabuka
16565-HQ-LPL	MMG (Zambia)Exploration Limited (100%)	PL	Ag, Au, Co, Cu, Fe, Ni, Pb, Pt, S, U, Zn	Active	24/07/2012	23/07/2014	32,788.04	ha	Central, Mumbwa; Southern, Itezhi Tezhi
16566-HQ-LPL	Muchinga Energy Resources Ltd (100%)	PL	COA, U	Pending Renewal	04/07/2012	03/07/2014	1,303.92	ha	Southern, Sinazongwe
16569-HQ-LPL	Zambian Kuangyang Resources Holdings Ltd (100%)	PL	Ag, Au, Co, Cu, Fe, Ni, Zn	Active	03/08/2012	02/08/2014	3,164.29	ha	North Western, Mwinilunga
16572-HQ-LPL	Zambian Kuangyang Resources Holdings Ltd (100%)	PL	Ag, Au, Co, Cu, Fe, Ni, Zn	Pending Renewal	05/07/2012	04/07/2014	16,064.34	ha	Copperbelt, Chingola, Lufwanyama
16588-HQ-LPL	Next Resources Ltd (100%)	PL	Au, Cu, Fe, Mn, Sn	Active	16/08/2012	15/08/2014	6,226.79	ha	Central, Serenje; Eastern, Nyimba
16594-HQ-SGL	Rajamani Nadar Resources (Z) Ltd (100%)	SGL	AQM, QTZ, TML	Active	09/09/2013	08/09/2023	333.77	ha	Eastern, Lundazi
16595-HQ-LPL	Mandlethu (Z) Ltd (100%)	PL	Au, Co, Cu, Fe, Mn	Active	08/02/2013	07/02/2015	13,502.03	ha	Copperbelt, Mufulira
16606-HQ-SGL	Andrew Siwelwa (100%)	SGL	AQM, Be3Al2(SiO3)6	Active	04/03/2013	03/03/2023	98.80	ha	Southern, Itezhi Tezhi
16625-HQ-LPL	Welberg Mining Company Ltd (100%)	PL	Ag, Au, Co, Cu, DIA, Pb, Zn	Active	18/10/2012	17/10/2014	28,629.76	ha	Central, Chongwe, Mkushi; Eastern, Nyimba; Lusaka, Chongwe
16626-HQ-LPL	Welberg Mining Company Ltd (100%)	PL	Au, DIA	Active	18/10/2012	17/10/2014	4,364.01	ha	Eastern, Nyimba
16627-HQ-LPL	Welberg Mining Company Ltd (100%)	PL	Au	Active	18/10/2012	17/10/2014	2,790.02	ha	Central, Mkushi
16630-HQ-LPL	Mid-Nuclear (Z) Mining Development Ltd (100%)	PL	Co	Active	15/10/2012	14/10/2014	83,443.56	ha	Central, Chibombo

Code	Parties	Type	Resources	Status	Grant Date	Expiry Date	Official Area Value	Area Unit	Map Reference
16633-HQ-SPP	Natural Premier Products Ltd (100%)	PP	LST	Active	25/09/2012	24/09/2017	376.03	ha	Lusaka, Lusaka
16635-HQ-LPL	Vale Zambia Limited (100%)	PL	Au, Co, Cu, Fe, Mn, Ni, P, Pb, U, Zn	Pending Transfer	10/10/2011	09/10/2013	51,451.64	ha	Copperbelt, Lufwanyama; North Western, Solwezi
16638-HQ-LPL	Kohlenstoff Resources Developers (100%)	PL	Ag, Au, Co, Cu, Fe, Mn	Active	09/05/2013	08/05/2015	86,732.14	ha	North Western, Kasempa, Mufumbwe
16639-HQ-LPL	Jefferson Mwenda Mulyatila (100%)	PL	Fe, Nb	Active	21/12/2012	20/12/2014	6,166.11	ha	Eastern, Chama
16640-HQ-LPL	Jefferson Mwenda Mulyatila (100%)	PL	Ag, Au, Co, Cu, Fe	Active	13/12/2012	12/12/2014	3,620.03	ha	North Western, Mufumbwe
16644-HQ-LPL	Zambian Index Resources Holding Limited (100%)	PL	Au, Co, Cu, Fe, Ni, Zn	Pending Renewal	28/06/2012	27/06/2014	30,206.22	ha	Central, Mumbwa
16646-HQ-LPL	Jungle Pride Mining Group Ltd (100%)	PL	Ag, Al, Au, Co, COA, Cu, DIA, Fe, Mn, Ni, Pt, U, Zn	Active	18/12/2012	17/12/2014	26,052.33	ha	Central, Mumbwa
16649-HQ-SPP	Ameys Property Developers Limited (100%)	PP	LST	Active	19/11/2012	18/11/2017	85.75	ha	Lusaka, Kafue
16651-HQ-SML	CLC Mining Corporation Limited (100%)	SML	Ag, Au, Cu	Active	24/05/2013	23/05/2023	317.91	ha	North Western, Kasempa
16653-HQ-LPL	Mega Hit Enterprises Ltd (100%)	PL	Ag, Au, Co, Cu, Mn	Active	13/12/2012	12/12/2014	6,725.39	ha	North Western, Solwezi
16658-HQ-LPL	Axion Consultancy (Africa) Zambia Limited (100%)	PL	Au, Co, Cu, Fe, Mn, REE, Sn, Zn	Active	18/02/2013	17/02/2015	52,051.03	ha	Central, Mumbwa; Southern, Itezhi Tezhi
16662-HQ-LPL	Mid-Nuclear (Z) Mining Development Ltd (100%)	PL	Cu, Pb, Zn	Active	15/10/2012	14/10/2014	26,388.22	ha	Central, Kabwe, Kapiri Mposhi
16664-HQ-SPP	GTD Mining Ltd (100%)	PP	Ag, Au, Co, Cu, Fe, Mn, Zn	Active	14/12/2012	13/12/2017	616.43	ha	Central, Mkushi
16668-HQ-SPP	Wabitala Sand Mining (100%)	PP	LST, SDG	Active	20/05/2013	19/05/2018	6.68	ha	North Western, Solwezi
16670-HQ-SPP	Axion Consultancy (Africa) Zambia Limited (100%)	PP	Au, Co, Cu, Fe, Mn	Active	03/01/2013	02/01/2018	216.56	ha	North Western, Mufumbwe
16672-HQ-LPL	Desert Incorporation Limited (100%)	PL	Cu, GRT, LST, TLC	Active	16/01/2013	15/01/2015	27,170.79	ha	Lusaka, Kafue, Lusaka
16674-HQ-SGL	Fishil Farms Company Limited (100%)	SGL	Cu	Active	17/04/2013	16/04/2023	6.64	ha	Central, Mkushi
16677-HQ-SPP	Emmanuel Tembo (100%)	PP	Ag, Co, Cu, Fe, Zn	Active	01/02/2013	31/01/2018	477.99	ha	North Western, Mufumbwe
16678-HQ-SML	Jolehya Joy Mapani (100%)	SML	Au, Co, Cu, Ni	Active	30/04/2012	29/04/2022	402.41	ha	Eastern, Mambwe
16679-HQ-LPL	Mandlethu (Z) Ltd (100%)	PL	Au, Co, Cu, Fe, Pt	Active	03/11/2012	02/11/2014	29,944.65	ha	Central, Chibombo, Mumbwa
16681-HQ-LPL	Zambian Jingyue Mining Investments Limited (100%)	PL	Au, Co, Cu, Mn, Ni, Zn	Active	22/11/2012	21/11/2014	56,035.52	ha	Central, Chongwe, Mkushi; Lusaka, Chongwe
16686-HQ-LPL	Seam Investments Ltd (100%)	PL	Ag, Au, Co, Cu, Fe	Active	11/01/2013	10/01/2015	45,699.98	ha	Lusaka, Chongwe, Kafue, Luangwa
16687-HQ-LPL	Seam Investments Ltd (100%)	PL	Ag, Au, Co, Cu, Fe	Active	03/06/2013	02/06/2015	4,748.24	ha	Central, Kapiri Mposhi, Mumbwa; North Western, Kasempa

Code	Parties	Type	Resources	Status	Grant Date	Expiry Date	Official Area Value	Area Unit	Map Reference
16694-HQ-LPL	Donovan Mineral Resources Zambia Limited (100%)	PL	Au, Co, Cu, Fe, Mn, Ni, U	Active	06/05/2013	05/05/2015	4,428.71	ha	Copperbelt, Chililabombwe
16703-HQ-LPL	Vikram Investment Limited (100%)	PL	COA, Cu, LST	Active	21/11/2012	20/11/2014	15,776.89	ha	Lusaka, Chongwe, Kafue, Lusaka
16717-HQ-LPL	Trilith Resources(Zambia) Limited (100%)	PL	Ag, Au, Co, REE, U, Zn	Active	16/01/2013	15/01/2015	7,049.69	ha	North Western, Kasempa, Mufumbwe
16721-HQ-SPP	Zone Mining Ltd (100%)	PP	Cu, Fe, Mn	Active	02/09/2013	01/09/2018	592.12	ha	Luapula, Mwense
16735-HQ-LPL	Frank Mulenga Chimpusa (100%)	PL	Au, Cu, LST, Zn	Active	11/02/2013	10/02/2015	4,774.96	ha	North Western, Kasempa
16741-HQ-SPP	Kasamwa Mines Ltd (100%)	PP	Cu, Fe, Mn	Active	04/10/2013	03/10/2018	148.15	ha	Luapula, Mwense
16744-HQ-SPP	Schamin Investments Limited (100%)	PP	LST, TLC	Active	04/03/2013	03/03/2018	399.01	ha	Lusaka, Chongwe, Lusaka
16748-HQ-LPL	E & S Ventures Limited (100%)	PL	Ag, Au, Bi, Co, Cu, Mn, Mo, Ni, Pb, Sn, Ta, U, Zn	Active	05/12/2012	04/12/2014	38,911.85	ha	Central, Mumbwa; North Western, Kasempa
16755-HQ-SPP	Mogoswa Limestone Limited (100%)	PP	LST	Active	14/02/2013	13/02/2018	6.67	ha	Copperbelt, Ndola
16756-HQ-SPP	Mogoswa Limestone Limited (100%)	PP	LST	Active	14/02/2013	13/02/2018	6.67	ha	Copperbelt, Masaiti, Ndola
16757-HQ-LPL	Infinity Minerals and Resources ltd (100%)	PL	Cu	Active	04/12/2012	03/12/2014	83,372.02	ha	North Western, Kabompo, Mufumbwe, Mwinilunga
16757-HQ-LPL	Infinity Minerals and Resources ltd (100%)	PL	Cu	Active	04/12/2012	03/12/2014	83,372.02	ha	North Western, Kabompo, Mufumbwe, Mwinilunga
16759-HQ-LPL	Infinity Minerals and Resources ltd (100%)	PL	Cu	Active	04/12/2012	03/12/2014	72,176.23	ha	North Western, Kabompo
16760-HQ-LPL	Infinity Minerals and Resources ltd (100%)	PL	Cu	Active	04/12/2012	03/12/2014	88,721.70	ha	North Western, Kabompo, Mwinilunga
16762-HQ-AMR	Kenneth Simbeye (100%)	AMR	Mn	Active	29/11/2012	28/11/2014	6.69	ha	Northern, Mpika
16764-HQ-LPL	Mandlethu (Z) Ltd (100%)	PL	Au, Cu, Fe, LST, Mn, REE	Active	03/11/2012	02/11/2014	97,325.93	ha	Eastern, Mambwe, Petauke
16766-HQ-SPP	Rabya Machining Ltd (100%)	PP	SIL, SST	Active	03/10/2012	02/10/2017	253.75	ha	Copperbelt, Mufulira
16773-HQ-LML	Dangote Quarries Zambia Limited (100%)	LML	LST	Active	03/08/2012	02/08/2037	1,020.30	ha	Copperbelt, Masaiti
16775-HQ-LPL	Muchinga Energy Resources Ltd (100%)	PL	COA, U	Active	26/09/2012	25/09/2014	1,770.66	ha	Southern, Sinazongwe
16776-HQ-SPP	Skinny Kaira Consultancy Ltd (100%)	PP	Au, Co, Cu, Fe, Mn	Active	08/10/2013	07/10/2018	326.49	ha	Luapula, Mwense
16777-HQ-LPL	Seam Investments Ltd (100%)	PL	Ag, Au, Co, Cu	Active	25/03/2013	24/03/2015	1,534.94	ha	Copperbelt, Mpongwe
16786-HQ-LPL	Superior Milling Company Limited (100%)	PL	COA	Active	19/03/2013	18/03/2015	10,256.75	ha	Southern, Gwembe, Sinazongwe
16788-HQ-LPL	Grovenor Resources Zambia Ltd (100%)	PL	Ag, Au, Co, Cu, Fe, Mn, U, Zn	Active	16/07/2013	15/07/2015	20,236.25	ha	Lusaka, Kafue; Southern, Siavonga
16793-HQ-LPL	Penetrative Exploration and Mining	PL	Co, COA, Cu, Fe, Mn	Active	05/03/2013	04/03/2015	73,133.50	ha	Central, Chibombo, Kapiri

Code	Parties	Type	Resources	Status	Grant Date	Expiry Date	Official Area Value	Area Unit	Map Reference
	Ltd (100%)								Mposhi
16795-HQ-SPP	Bakwalufu Enterprises Ltd (100%)	PP	Co, Cu, Fe, Mn	Active	04/07/2013	03/07/2018	438.65	ha	North Western, Mufumbwe
16796-HQ-LPL	Jennifer Duckstrom Phiri (100%)	PL	Ag, Au, Co, Cu, Fe, Mn, Pb, U, Zn	Active	10/09/2013	09/09/2015	1,209.49	ha	Central, Kapiri Mposhi
16798-HQ-SPP	Chisaankane Talc Mine (100%)	PP	LST	Active	16/05/2013	15/05/2018	171.40	ha	Lusaka, Kafue
16801-HQ-LPL	Brinson Services Ltd (100%)	PL		Active	10/10/2013	09/10/2015	835.09	ha	North Western, Mufumbwe
16806-HQ-LPL	Zambia-Zhengyuan Mining Co. Ltd (100%)	PL	Au, Cu, Mn, Ni, Pb, Zn	Active	03/05/2013	02/05/2015	21,529.57	ha	Northern, Mbala, Mpulungu
16807-HQ-LPL	CCGM Geology and Mining (Z) Ltd (100%)	PL	Au, Co, Cu, Fe, Ni, U	Active	09/10/2013	08/10/2015	48,627.86	ha	Northern, Mpika
16809-HQ-LPL	Zambian Yuedi Mining Co. Ltd (100%)	PL	Ag, Au, Co, Cu, Fe, Pt	Active	27/11/2012	26/11/2014	75,324.08	ha	Northern, Mpika
16819-HQ-LPL	CCGM Geology and Mining (Z) Ltd (100%)	PL	Au, Co, Cu	Active	03/12/2013	02/12/2015	26,798.88	ha	Eastern, Chama; Northern, Chinsali
16820-HQ-LPL	Zambian Yuedi Mining Co. Ltd (100%)	PL	Ag, Au, Co, Cu, Mn, Pd, U, Zn	Active	27/11/2012	26/11/2014	41,565.30	ha	Eastern, Chama; Northern, Chinsali
16821-HQ-LPL	Zambian Yuedi Mining Co. Ltd (100%)	PL	Ag, Au, Co, Cu, Mn, Pd, U, Zn	Active	06/06/2013	05/06/2015	64,003.05	ha	Northern, Mpika
16822-HQ-LPL	Zambian Yuedi Mining Co. Ltd (100%)	PL	Ag, Au, Co, Cu, Mn, Pd, U, Zn	Active	25/10/2013	24/10/2015	63,468.98	ha	
16828-HQ-SPP	Mogoswa Limestone Limited (100%)	PP	LST	Active	15/02/2013	14/02/2018	66.71	ha	Copperbelt, Ndola
16829-HQ-SPP	Mogoswa Limestone Limited (100%)	PP	LST	Active	15/02/2013	14/02/2018	53.36	ha	Copperbelt, Ndola
16831-HQ-SPP	Mogoswa Limestone Limited (100%)	PP	LST	Active	15/02/2013	14/02/2018	53.35	ha	Copperbelt, Masaiti
16832-HQ-SPP	Mogoswa Limestone Limited (100%)	PP	LST	Application Rejected	27/11/2012	26/11/2017	6.67	ha	Copperbelt, Masaiti, Ndola
16849-HQ-LPL	Zambian Nonferrous Metals Exploration & Construction Co. Ltd (100%)	PL	Ag, Au, Co, Cu, Mn	Active	07/11/2013	06/11/2015	5,746.42	ha	Central, Mumbwa
16850-HQ-LPL	Zambian Nonferrous Metals Exploration & Construction Co. Ltd (100%)	PL	Ag, Au, Co, Cu, Mn	Active	07/11/2013	06/11/2015	8,347.25	ha	Central, Mumbwa
16851-HQ-LPL	CCGM Geology and Mining (Z) Ltd (100%)	PL	Au, Cu, Mn	Active	06/09/2013	05/09/2015	85,677.78	ha	Central, Mumbwa; Western, Kaoma
16852-HQ-LPL	Zambian Most Harvest Mining Development Ltd (100%)	PL	Au, Co, Cu, Fe, Mn, Ni, Zn	Active	30/11/2012	29/11/2014	51,211.14	ha	North Western, Kabompo; Western, Kaoma, Lukulu
16854-HQ-LPL	Shani Minerals Ltd (100%)	PL	Au, Cu, Mn	Active	29/07/2013	28/07/2015	1,796.52	ha	Central, Serenje; Eastern, Nyimba
16856-HQ-LPL	Good Shepherd Achievement Education Ltd (100%)	PL	Cu, Cu ₂ CO ₃ (OH) ₂	Active	10/06/2013	09/06/2015	15,304.60	ha	North Western, Kasempa

Code	Parties	Type	Resources	Status	Grant Date	Expiry Date	Official Area Value	Area Unit	Map Reference
16859-HQ-LPL	Reddy Resources Zambia Ltd (100%)	PL	Cu	Active	13/02/2013	12/02/2015	94,397.30	ha	Western, Kaoma, Mongu
16860-HQ-LPL	Reddy Resources Zambia Ltd (100%)	PL	Cu	Active	13/02/2013	12/02/2015	95,244.70	ha	Western, Kaoma, Lukulu, Mongu
16861-HQ-LPL	Reddy Resources Zambia Ltd (100%)	PL	Cu	Active	13/02/2013	12/02/2015	85,250.30	ha	Western, Mongu, Senanga
16862-HQ-LPL	Reddy Resources Zambia Ltd (100%)	PL	Cu	Active	13/02/2013	12/02/2015	94,255.72	ha	Western, Mongu
16863-HQ-LPL	Reddy Resources Zambia Ltd (100%)	PL	Cu	Active	13/02/2013	12/02/2015	60,288.86	ha	Western, Mongu, Senanga
16873-HQ-LPL	Mandlethu (Z) Ltd (100%)	PL	Au, Cu, Fe, Mn, Pb, REE, Zn	Active	18/01/2013	17/01/2015	94,137.26	ha	Central, Serenje
16876-HQ-SML	Classic Lime Limetstone (100%)	SML	LST	Active	06/02/2013	05/02/2023	313.33	ha	Lusaka, Kafue
16877-HQ-LPL	South General Commodities (100%)	PL	Au, Co, Cu, Fe, Ir, Mn, Os, Pt, U, Zn	Active	06/03/2013	05/03/2015	18,368.16	ha	Lusaka, Chongwe
16878-HQ-SPP	Kanachi Contractors Limited (100%)	PP	Cu, Mn	Active	29/08/2013	28/08/2018	13.32	ha	Central, Mkushi
16880-HQ-SPP	Mulunda Investment Limited (100%)	PP	Ag, As, Au, CC, Cd, Co, Cr, Cu, Fe, Ge, Mo, Nb, Ni, Pb, Pt, REE, S, Sb, Se, Sn, Ta, Th, U, V, Zn	Active	04/01/2013	03/01/2018	995.81	ha	Central, Mumbwa
16881-HQ-LPL	ANGLO Exploration Zambia Limited (100%)	PL	Ag, Au, Co, Cu, Ni, Pb, Pt, U, Zn	Active	31/01/2013	30/01/2015	51,737.83	ha	North Western, Chavuma
16882-HQ-LPL	ANGLO Exploration Zambia Limited (100%)	PL	Ag, Au, Co, Cu, Ni, Pb, Pt, U, Zn	Active	21/01/2013	20/01/2015	90,113.14	ha	North Western, Zambezi; Western, Lukulu
16888-HQ-LPL	Rio Tinto Exploration Zambia Limited (100%)	PL	Ag, Au, Co, Cu, Fe, Pb, Zn	Active	22/04/2013	21/04/2015	88,540.49	ha	North Western, Kabompo, Mufumbwe
16891-HQ-LPL	Earthore Mining Limited (100%)	PL	Ag, Au, Co, Cu, Mn, REE	Active	06/03/2013	05/03/2015	41,650.31	ha	Luapula, Mwense
16894-HQ-LPL	Mid-Nuclear (Z) Mining Development Ltd (100%)	PL	Au, U	Active	02/01/2013	01/01/2015	55,867.10	ha	Northern, Kasama, Mungwi
16899-HQ-SPP	Lassc Corporation Ltd (100%)	PP	Fe	Active	13/08/2013	12/08/2018	16.50	ha	Central, Mumbwa
16900-HQ-SPP	Epiphania Kaundula (100%)	PP	Fe, LST	Active	18/01/2013	17/01/2018	952.04	ha	Central, Chibombo
16904-HQ-SPP	Bendu Transport Limited (100%)	PP	SIL	Active	14/10/2013	13/10/2018	66.68	ha	Copperbelt, Ndola
16910-HQ-LPL	Mary Kabemba (100%)	PL	Co, Cu, Zn	Active	21/03/2013	20/03/2015	6,206.69	ha	Luapula, Nchelenge
16914-HQ-LPL	Furnance Fabrica Company (z) Limited (100%)	PL	LST	Active	20/09/2013	19/09/2015	4,050.39	ha	Copperbelt, Ndola
16918-HQ-LPL	E & S Ventures Limited (100%)	PL	Ag, Au, Bi, Co, Cu, Mn, Mo, Ni, Pb, Sn, Ta, U, Zn	Active	22/01/2013	21/01/2015	2,130.92	ha	Central, Mumbwa
16935-HQ-SGL	Chibuyu Germstone Mine (100%)	SGL	TML	Active	03/11/2012	02/11/2022		ha	Southern, Kalomo, Kazungula
16936-HQ-LPL	Mundia Kasongo (100%)	PL	Ag, Au, Co, Cu, Fe, Mn	Pending Transfer	28/11/2012	27/11/2014	20,100.16	ha	North Western, Mufumbwe; Western, Kaoma

Code	Parties	Type	Resources	Status	Grant Date	Expiry Date	Official Area Value	Area Unit	Map Reference
16937-HQ-LPL	Mundia Georgina W Kasongo (100%)	PL	Ag, Au, Co, Cu, Fe, Mn	Active	11/02/2013	10/02/2015	59,318.55	ha	Central, Mkushi, Serenje
16939-HQ-LPL	Zawar Natural Resources Ltd (100%)	PL	Au, Co, Cu, Ni	Active	21/11/2012	20/11/2014	4,194.89	ha	North Western, Mufumbwe
16940-HQ-LPL	Zawar Natural Resources Ltd (100%)	PL	Au, Co, Cu, Ni	Active	21/11/2012	20/11/2014	482.30	ha	North Western, Mufumbwe
16946-HQ-SML	Indongo Mining Limited (100%)	SML	COA	Active	17/09/2013	16/09/2023	277.18	ha	Southern, Kalomo
16947-HQ-LPL	Core Value Mining Company Limited (100%)	PL	Au, Co, Cu, Fe, Mn, Ni, U	Active	06/05/2013	05/05/2015	11,936.28	ha	North Western, Solwezi
16948-HQ-LPL	Lwansobe Investments Limited (100%)	PL	Au, Co, Cu, Fe, Mn, Ni, U	Active	31/07/2013	30/07/2015	32,712.77	ha	Copperbelt, Lufwanyama
16953-HQ-LPL	Kambosha Mining Investements Ltd (100%)	PL	Au, Co, Cu, Ni	Active	27/09/2013	26/09/2015	98,314.54	ha	North Western, Mwinilunga
16956-HQ-LPL	Uni-Source Investments LTD (100%)	PL	Ag, Au, Co, Cu, Fe, Mn, Ni, Zn	Active	22/11/2012	21/11/2014	50,017.53	ha	Copperbelt, Mpongwe
16958-HQ-LPL	Uni-Source Investments LTD (100%)	PL	Ag, Au, Co, Cu, Fe, Ni, Zn	Active	22/11/2012	21/11/2014	22,279.43	ha	North Western, Solwezi
16961-HQ-LPL	Uni-Source Investments LTD (100%)	PL	Au, Co, Fe, Mn, Ni, Zn	Active	20/06/2013	19/06/2015	2,377.81	ha	Copperbelt, Chililabombwe
16968-HQ-LPL	Lonestar Mining Limited (100%)	PL	Au, Co, Cu, Zn	Active	07/05/2013	06/05/2015	3,754.72	ha	North Western, Mufumbwe
16976-HQ-LPL	Rio Tinto Exploration Zambia Limited (100%)	PL	Co, Cu, Fe, Mo, Ni, U	Active	04/03/2013	03/03/2015	21,237.80	ha	Copperbelt, Lufwanyama
16986-HQ-LPL	Waterbuck Resources Ltd (100%)	PL	Ag, Au, Co, Cu, Fe, Mn, Mo, Ni, Pb, U, Zn	Active	14/12/2012	13/12/2014	2,207.01	ha	North Western, Solwezi
16987-HQ-LPL	Sinozoncha Resources Investment Company (Z) Ltd (100%)	PL	Ag, Au, Cu, Fe, Mn, Pb, Sn, Zn	Active	13/01/2013	12/01/2015	13,232.89	ha	Eastern, Petauke
16990-HQ-LPL	Waterbuck Resources Ltd (100%)	PL	Ag, Au, Co, COA, Cu, Fe, Mn, Mo, Ni, Pb, U, Zn	Active	14/12/2012	13/12/2014	92,646.41	ha	Southern, Kazungula; Western, Sesheke
16991-HQ-LPL	K.P.R Investments Limited (100%)	PL	Ag, Au, Co, Cu, Fe, Mn, Mo, Ni, Pb, U, Zn	Pending Renewal	15/10/2012	14/10/2014	61,320.80	ha	Copperbelt, Masaiti, Mpongwe
16993-HQ-LPL	K.P.R Investments Limited (100%)	PL	Ag, Au, Co, Cu, Fe, Mn, Mo, Ni, Pb, U, Zn	Active	22/02/2013	21/02/2015	77,075.41	ha	Copperbelt, Chingola, Lufwanyama
16994-HQ-LPL	Waterbuck Resources Ltd (100%)	PL	Ag, Au, Co, COA, Cu, Fe, Mn, Mo, Ni, Pb, U, Zn	Expired	14/12/2012	13/12/2014	90,931.06	ha	Southern, Kazungula; Western, Kaoma, Sesheke
16995-HQ-LPL	Waterbuck Resources Ltd (100%)	PL	Ag, Au, Co, Cu, Fe, Mn, Mo, Ni, Pb, U, Zn	Active	21/12/2012	20/12/2014	58,486.34	ha	
16996-HQ-LPL	Waterbuck Resources Ltd (100%)	PL	Ag, Au, Co, Cu, Fe, Mn, Mo, Ni, Pb, U, Zn	Active	21/12/2012	20/12/2014	28,660.31	ha	North Western, Mwinilunga, Solwezi
16999-HQ-LPL	DGR Zambia Ltd (100%)	PL	Au, COA, Cu, Fe, Mo, Ni, Pb, Pd, U, Zn	Active	20/08/2013	19/08/2015	4,781.98	ha	North Western, Solwezi
17006-HQ-LPL	Mary Michosa (100%)	PL	Au, Cu, Fe, Mn	Active	25/02/2013	24/02/2015	42,674.97	ha	Luapula, Milenge, Samfya

Code	Parties	Type	Resources	Status	Grant Date	Expiry Date	Official Area Value	Area Unit	Map Reference
17019-HQ-LPL	Kansanshi Mining Plc (100%)	PL	Au, Co, Cu, Fe	Active	05/12/2012	04/12/2014	21,015.03	ha	North Western, Solwezi
17033-HQ-LPL	Sew Trident Zambia Private Limited (100%)	PL	Co, Cu, Fe, Ni	Active	06/05/2013	05/05/2015	24,606.91	ha	North Western, Kasempa, Mufumbwe
17037-HQ-LPL	Trident Nine Zambia Limited (100%)	PL	Au, Cu, Fe, Ni, U	Active	03/12/2012	02/12/2014	25,540.85	ha	North Western, Kasempa, Mufumbwe
17042-HQ-LPL	Sew Trident Zambia Private Limited (100%)	PL	Ag, Au, Cu	Active	06/05/2013	05/05/2015	2,345.64	ha	Central, Mumbwa
17055-HQ-LPL	Wang-Sheng Mining Company Limited (100%)	PL	Au, Co, Cu	Active	07/06/2013	06/06/2015	9,969.28	ha	Copperbelt, Mpongwe
17061-HQ-LPL	Jindal Zambia Limited (100%)	PL	Cu, Mn	Active	17/05/2013	16/05/2015	97,604.32	ha	Central, Chibombo, Chongwe; Lusaka, Chongwe
17064-HQ-LPL	Rammadevi Minerals Ltd (100%)	PL	Au, Cu, Fe, Mg	Active	27/02/2013	26/02/2015	44,795.84	ha	Central, Kapiri Mposhi, Mpongwe; Copperbelt, Mpongwe
17066-HQ-LPL	Anush Mineral Resources Limited (100%)	PL	Au, Cu, Fe, Mg	Active	31/10/2013	30/10/2015	17,197.33	ha	North Western, Solwezi
17067-HQ-LPL	Anush Mineral Resources Limited (100%)	PL	Au, Cu, Fe, Mg	Active	21/08/2013	20/08/2015	10,806.33	ha	Southern, Gwembe, Siavonga, Sinazongwe
17069-HQ-LPL	Classic Venture Limited (100%)	PL	Au, Cu, Fe, Mg	Active	29/08/2013	28/08/2015	10,581.78	ha	North Western, Kabompo, Zambezi; Western, Lukulu
17070-HQ-LPL	Classic Venture Limited (100%)	PL	Au, Cu, Fe, Mg	Active	27/02/2013	26/02/2015	8,573.43	ha	Central, Mumbwa
17083-HQ-LPL	Fresh Dew Investment Company Limited (100%)	PL	Au, Co, Cu, Fe, Mn, Ni, Zn	Active	20/06/2013	19/06/2015	14,736.24	ha	Copperbelt, Chililabombwe, Chingola
17100-HQ-SPP	Sakeji Mining Limited (100%)	PP	Be ₃ Al ₂ (SiO ₃) ₆ , Co, Cu, Mn	Active	10/05/2013	09/05/2018	365.40	ha	Central, Kapiri Mposhi
17109-HQ-LPL	Gan Yuan Mining and Resources Limited (100%)	PL	Au, Co, Cu, Fe, Mn, Ni, Zn	Active	29/08/2013	28/08/2015	43,443.00	ha	Lusaka, Kafue; Southern, Mazabuka
17139-HQ-LPL	Tornado Investment Co. Ltd (100%)	PL	Au, Co, Cu, Fe, Mn, Ni, Zn	Pending Transfer	30/05/2013	29/05/2015	43,248.90	ha	Lusaka, Luangwa
17163-HQ-SML	L.M. Engineering Limited (100%)	SML	Mn	Active	14/01/2013	13/01/2023	201.73	ha	Northern, Luwingu
17164-HQ-LML	Flame Arab Contractors Limited (100%)	LML	GRT, LAT, SDG, SST	Pending Transfer	15/08/2012	14/08/2037	4.08	km ²	Lusaka, Kafue
17166-HQ-LPL	Panayum Minerals Ltd (100%)	PL	Au, Cu, Fe	Active	06/06/2013	05/06/2015	1,686.71	ha	Southern, Sinazongwe
17168-HQ-LPL	Grassroots Copper Limited (100%)	PL	Ag, Au, Co, Cu, Mo, Ni, Pb, Pt, U, Zn	Active	08/02/2013	07/02/2015	56,962.77	ha	North Western, Chavuma, Zambezi
17169-HQ-LPL	Grassroots Copper Limited (100%)	PL	Ag, Au, Co, Cu, Mo, Ni, Pb, Pd, Pt, U, Zn	Active	08/02/2013	07/02/2015	46,926.57	ha	North Western, Zambezi
17170-HQ-LPL	Blessed Prospecting Minerals Ltd (100%)	PL	Ag, Au, Co, Cu, Mn	Active	09/01/2013	08/01/2015	5,556.22	ha	Southern, Itezhi Tezhi
17184-HQ-LPL	Henan Mining Corporation Zambia Ltd (100%)	PL	Ag, Au, Co, Cu, Fe, Mn, Ni, Pb, PGM, REE, Zn	Active	04/01/2013	03/01/2015	16,791.53	ha	Central, Mkushi
17186-HQ-LPL	Pagoya Enterprises Limited (100%)	PL	GRT	Active	05/03/2013	04/03/2015	5,138.01	ha	Lusaka, Kafue

Code	Parties	Type	Resources	Status	Grant Date	Expiry Date	Official Area Value	Area Unit	Map Reference
17188-HQ-LPL	Henan Mining Corporation Zambia Ltd (100%)	PL	Ag, Au, Co, Cu, Fe, Mn, Ni, Pb, PGM, REE, Zn	Active	04/01/2013	03/01/2015	63,061.47	ha	Luapula, Kawambwa, Mwense
17196-HQ-LPL	Henan Mining Corporation Zambia Ltd (100%)	PL	Ag, Au, Co, Cu, Fe, Mn, Ni, Pb, Pt, REE	Active	04/01/2013	03/01/2015	12,765.02	ha	Luapula, Northern, Kaputa
17207-HQ-SGL	kJ Mining Investments Limited (100%)	SGL	AQM, GAR, QTZ, SiO ₂ , TML	Active	12/11/2013	11/11/2023	399.52	ha	Central, Mkushi
17211-HQ-LPL	GN Mining Ltd (100%)	PL	Ag, Au, Co, Cu, Pb, Zn	Active	31/10/2012	30/10/2014	99,766.40	ha	Copperbelt, Mpongwe; North Western, Kasempa, Solwezi
17212-HQ-LPL	G.N. Mining Limited (100%)	PL	Ag, Au, Co, Cu, Pb, Zn	Active	31/10/2012	30/10/2014	55,739.77	ha	North Western, Mufumbwe; Western, Kaoma
17218-HQ-LPL	Gingnesh Minerals Ltd (100%)	PL	Au, Cu, Fe, Mg, Zn	Active	31/05/2013	30/05/2015	46,572.41	ha	Eastern, Nyimba; Lusaka, Chongwe, Luangwa
17219-HQ-LPL	Panayum Minerals Ltd (100%)	PL	Au, Cu, Fe	Active	02/10/2013	01/10/2015	9,810.76	ha	Southern, Kalomo, Sinazongwe
17224-HQ-LPL	Chilufya Clementina Kopulandi (100%)	PL	Ag, Al, Au, Cu, Fe, LST, Mn, Pb, Sn, TLC, Zn	Active	22/10/2013	21/10/2015	11,402.55	ha	Central, Kapiri Mposhi, Mkushi
17226-HQ-LPL	Sanga Minerals Ltd (100%)	PL	Ag, Au, Co, Cu, Fe, GRF, Mn, Ni, Th, U	Active	04/03/2013	03/03/2015	2,297.33	ha	Central, Chibombo, Mumbwa
17228-HQ-LPL	Sanga Minerals Ltd (100%)	PL	Ag, Au, Co, Cu, Fe, GRF, Mn, Ni, Th, U	Active	25/01/2013	24/01/2015	96,830.65	ha	Northern, Chilubi, Luwingu
17231-HQ-LPL	Sanga Minerals Ltd (100%)	PL	Ag, Au, Cu, Fe, Ni	Active	14/02/2013	13/02/2015	12,027.29	ha	North Western, Kasempa
17234-HQ-LPL	Mufumbwe Swiss Exploration Investments Limited (100%)	PL	Ag, Co, Cu, Ni, Zn	Active	23/05/2013	22/05/2015	9,643.24	ha	North Western, Mufumbwe
17236-HQ-LPL	Mufumbwe Swiss Exploration Investments Limited (100%)	PL	Ag, Au, Co, Cu, Ni, Zn	Active	23/05/2013	22/05/2015	38,219.07	ha	North Western, Kabompo, Mufumbwe
17245-HQ-LPL	Zambia-Zhengyuan Mining Co. Ltd (100%)	PL	Au, Co, Cu, Mn, Ni, U	Active	03/05/2013	02/05/2015	51,142.31	ha	Northern, Kasama, Mungwi
17252-HQ-LPL	Chemopharm Ltd (100%)	PL	Au, Co, Cu, Mn	Active	20/05/2013	19/05/2015	13,911.85	ha	Central, Mkushi
17258-HQ-LPL	Sanga Minerals Ltd (100%)	PL	Ag, Au, Co, Cu, Fe, GRF, Mn, Ni, Th, U	Active	10/06/2013	09/06/2015	13,657.13	ha	Lusaka, Chongwe
17278-HQ-LPL	Mumba Mwiinga (100%)	PL	Ag, Au, REE, Sn	Active	28/02/2013	27/02/2015	30,809.42	ha	Southern, Gwembe, Mazabuka, Monze
17286-HQ-SPP	Kwik-Spin Investments Limited (100%)	PP	Au, Co, Cu	Active	12/02/2013	11/02/2018	958.89	ha	North Western, Solwezi
17287-HQ-LPL	Samstone Crushing Limited (100%)	PL	Ag, Au, Cu, Fe, Ni, Pb, Zn	Active	09/01/2013	08/01/2015	66,220.20	ha	Western, Kaoma
17291-HQ-LPL	Zambian International Trade and Investment Centre Limited (100%)	PL	Ag, Au, Cu, Mn, Pb, Zn	Active	29/05/2013	28/05/2015	34,020.08	ha	North Western, Solwezi
17293-HQ-SPP	Eyethu Sonke Building Contractors and General Dealers Limited (100%)	PP	Au, Cu	Active	11/02/2013	10/02/2018	900.07	ha	Lusaka, Chongwe

Code	Parties	Type	Resources	Status	Grant Date	Expiry Date	Official Area Value	Area Unit	Map Reference
17308-HQ-LPL	DGR Zambia Ltd (100%)	PL	Au, Co, Cu, Fe, Mn, Mo, Ni, Pb, U, Zn	Active	21/02/2013	20/02/2015	95,034.22	ha	Central, Kapiri Mposhi; North Western, Kasempa
17314-HQ-LPL	Chibuluma Mines Plc (100%)	PL	Au, Co, Cu, Ni, Zn	Active	01/02/2013	31/01/2015	9,024.31	ha	Copperbelt, Kalulushi, Kitwe, Lufwanyama
17316-HQ-LPL	MMG (Zambia)Exploration Limited (100%)	PL	Ag, Au, Cu, Fe, Ni, Pb, S, U, Zn	Active	26/06/2013	25/06/2015	10,205.48	ha	North Western, Kasempa
17327-HQ-LPL	Jiangx Center Mining Company Zambia Limited (100%)	PL	Au, Co, Cu, Fe, Zn	Active	04/01/2013	03/01/2015	6,621.55	ha	Central, Kapiri Mposhi; Copperbelt, Masaiti
17332-HQ-LPL	Rufunsa Mineral Resources Ltd (100%)	PL	Au, Cu, Fe	Active	07/03/2013	06/03/2015	14,312.64	ha	Central, Kapiri Mposhi, Mkushi; Copperbelt, Masaiti, Mkushi
17336-HQ-SPP	Shadreck Abundu (100%)	PP	Cu, Fe, Mn, QTZ	Active	25/06/2013	24/06/2018	99.90	ha	Central, Mkushi
17339-HQ-LPL	K.P.R Investments Limited (100%)	PL	Ag, Au, Co, Cu, Fe, Mn, Mo, Ni, Pb, U, Zn	Active	22/02/2013	21/02/2015	93,331.15	ha	Copperbelt, Kalulushi, Lufwanyama
17353-HQ-LPL	Samstone Crushing Limited (100%)	PL	Ag, Au, COA, Cu, Cu ₂ CO ₃ (OH) ₂ , Fe, Ni, Pb, Zn	Active	15/05/2013	14/05/2015	2,165.05	ha	Copperbelt, Kalulushi
17363-HQ-LPL	ANGLO Exploration Zambia Limited (100%)	PL	Ag, Au, Co, Cu, Ni, Pb, Pt, U, Zn	Active	07/03/2013	06/03/2015	82,548.77	ha	North Western, Kabompo, Zambezi
17375-HQ-LPL	ANGLO Exploration Zambia Limited (100%)	PL	Ag, Au, Co, Cu, Pb, Pt, U, Zn	Active	07/03/2013	06/03/2015	31,319.34	ha	North Western, Chavuma, Zambezi
17392-HQ-LPL	Kadam'Manja Mining Company Limited (100%)	PL	Au, Co, Cu, Zn	Active	15/05/2013	14/05/2015	4,723.59	ha	Central, Kapiri Mposhi, Mkushi
17398-HQ-LPL	Knievel Lombe (100%)	PL	Au, Cu, Fe, Mn, Pb, PGM, Sn, Zn	Active	28/11/2013	27/11/2015	9,432.85	ha	Luapula
17405-HQ-LPL	Infinity Minerals and Resources ltd (100%)	PL	Cu, LST	Active	23/04/2013	22/04/2015	319.65	ha	Central, Mkushi
17410-HQ-AMR	Malani Ngambi (100%)	AMR	QTZ	Active	04/12/2013	03/12/2015	6.66	ha	Central, Mkushi
17415-HQ-LPL	Grassroots Copper Limited (100%)	PL	Ag, Au, Co, Cu, Mo, Ni, Pb, Pt, U, Zn	Active	07/02/2013	06/02/2015	20,343.78	ha	North Western, Zambezi
17416-HQ-LPL	Grassroots Copper Limited (100%)	PL	Ag, Co, Cu, Mo, Ni, Pb, Pd, Pt, U	Active	24/07/2013	23/07/2015	89,291.74	ha	North Western, Zambezi; Western, Lukulu
17428-HQ-LPL	Grassroots Copper Limited (100%)	PL	Au, Co, Cu, Mo, Ni, Pb, U, Zn	Active	08/02/2013	07/02/2015	60,256.38	ha	North Western, Zambezi; Western, Lukulu
17438-HQ-SPP	Entrust Investments Limited (100%)	PP	LST	Active	05/02/2013	04/02/2018	106.69	ha	Copperbelt, Ndola
17439-HQ-LPL	Trident Eight Zambia Limited (100%)	PL	Au, Cu, Mn	Active	08/05/2013	07/05/2015	12,506.91	ha	Central, Mkushi
17448-HQ-LGL	Tamarisk Investments Ltd (100%)	LGL	DIA	Active	09/11/2012	08/11/2022	16,516.37	ha	Central, Serenje; Northern, Mpika
17449-HQ-LGL	Tamarisk Investments Ltd (100%)	LGL	DIA	Active	08/11/2012	07/11/2022	19,617.02	ha	Northern, Mpika
17451-HQ-LGL	Tamarisk Investments Ltd (100%)	PL	DIA	Active	08/11/2012	07/11/2014	24,747.00	ha	Central, Serenje; Northern, Mpika

Code	Parties	Type	Resources	Status	Grant Date	Expiry Date	Official Area Value	Area Unit	Map Reference
17455-HQ-LPL	Yangts Jiang Enterprises Limited (100%)	PL	DOL, GRT, LST, MS, SIL	Active	25/03/2013	24/03/2015	24,520.00	ha	Northern, Chinsali
17461-HQ-LPL	Grassroots Copper Limited (100%)	PL	Ag, Au, Co, Cu, Mo, Ni, Pb, Pt, U, Zn	Active	28/08/2013	27/08/2015	41,491.01	ha	North Western, Zambezi
17481-HQ-LPL	Chibote Mining Company Limited (100%)	PL	Ag, Au, Co, Cu	Active	05/03/2013	04/03/2015	8,119.55	ha	Central, Chibombo, Kapiri Mposhi, Mumbwa
17486-HQ-SPP	P.Simpemba and Company Ltd (100%)	PP	Cu, Fe, Pb, Zn	Active	27/02/2013	26/02/2018	481.77	ha	North Western, Mwinilunga
17492-HQ-LPL	Grassroots Copper Limited (100%)	PL	Ag, Au, Co, Cu, Fe, Mo, Ni, Pb, Pd, Pt, U, Zn	Active	12/04/2013	11/04/2015	87,628.41	ha	North Western, Kabompo
17495-HQ-SPP	P.Simpemba and Company Ltd (100%)	PP	Co, Cu, Fe, Zn	Active	06/06/2013	05/06/2018	558.79	ha	
17503-HQ-SPP	Fishil Farms Company Limited (100%)	PP	Ag, Au, Cu, Fe, Mn, U	Active	06/09/2013	05/09/2018	995.94	ha	Central, Mkushi
17505-HQ-LPL	Kavuluvulu Resources Limited (100%)	PL	DOL, GRT, LAT, LST, SIL	Active	21/05/2013	20/05/2015	7,256.31	ha	Eastern, Chama; Northern, Chinsali
17521-HQ-LPL	Temson Sichone (100%)	PL	Au, Cu, Fe, Mn	Active	08/05/2013	07/05/2015	1,763.16	ha	Central, Mkushi
17541-HQ-SPP	Supremacy Investments Ltd (100%)	PP	GRT, LAT, STN1	Active	07/10/2013	06/10/2018	1.67	km ²	Copperbelt, Chingola
17562-HQ-LPL	VS Cargo Management Services Limited (100%)	PL	Au, Co, Cu	Active	10/10/2013	09/10/2015	24,249.86	ha	Central, Chongwe, Mkushi; Eastern, Nyimba; Lusaka, Chongwe
17563-HQ-LPL	VS Cargo Management Services Limited (100%)	PL	Au, Co, Cu	Active	10/10/2013	09/10/2015	7,900.60	ha	Lusaka, Chongwe, Kafue
17577-HQ-LPL	VS Cargo Management Services Limited (100%)	PL	Au, Co, Cu	Active	10/10/2013	09/10/2015	4,759.01	ha	Lusaka, Chongwe, Kafue
17585-HQ-LPL	Zamanfour Minerals Limited (100%)	PL	Cu, Fe, Mn	Active	15/05/2013	14/05/2015	419.93	ha	Central, Mkushi
17594-HQ-LPL	Metalco Industries Company Limited (100%)	PL	Ag, Au, Co, Cu, Fe, Mn	Active	27/02/2013	26/02/2015	83,449.57	ha	North Western, Kabompo, Zambezi; Western, Lukulu
17602-HQ-LPL	Fahrenheit Twenty Four Limited (100%)	PL	Cu, LST, Zn	Active	12/08/2013	11/08/2015	1,291.99	ha	Lusaka, Kafue
17616-HQ-LPL	Grassroots Copper Limited (100%)	PL	Ag, Au, Co, Cu, Mo, Ni, Pb, Pd, Pt, U, Zn	Active	08/02/2013	07/02/2015	44,727.83	ha	North Western, Kabompo, Zambezi
17618-HQ-SPP	African Stone Mining Zambia Limited (100%)	PP	LST	Active	19/10/2013	18/10/2018	19.79	ha	Lusaka, Kafue
17621-HQ-LPL	Nchanga Rock Suppliers Limited (100%)	PL	Au, Co, Cu	Active	31/05/2013	30/05/2015	2,381.68	ha	Copperbelt, Ndola
17646-HQ-LPL	Luanginga Mining Ltd (100%)	PL	LST, STN	Active	05/09/2013	04/09/2015	39.94	km ²	Lusaka, Kafue
17650-HQ-SPP	Kyulu Development Trust (100%)	PP	SDG	Active	22/05/2013	21/05/2018	835.11	ha	North Western, Solwezi
17655-HQ-SPP	Uniturtle Industries Zambia Limited (100%)	PP	LST	Active	16/09/2013	15/09/2018	247.41	ha	Lusaka, Kafue
17662-HQ-LPL	Seam Investments Ltd (100%)	PL	Ag, Co, Cu, Fe, GRF	Active	28/02/2013	27/02/2015	9,979.84	ha	Eastern, Chama; Northern, Isoka

Code	Parties	Type	Resources	Status	Grant Date	Expiry Date	Official Area Value	Area Unit	Map Reference
17666-HQ-LPL	Momboshi Gold Mine Limited (100%)	PL	Au, Cu	Active	09/05/2013	08/05/2015	4,515.27	ha	Central, Chibombo, Kapiri Mposhi
17667-HQ-SML	Steven Chilufya (100%)	SML	Au, Co, Cu, DOL, LST, Mn	Active	03/01/2013	02/01/2023	396.05	ha	Central, Chibombo
17668-HQ-SML	Steven Chilufya (100%)	SML	DOL, LST	Active	03/01/2013	02/01/2023	366.32	ha	Central, Chibombo
17669-HQ-LPL	EMCO Energy Zambia Limited (100%)	PL	COA	Active	14/05/2013	13/05/2015	117.51	ha	Southern, Sinazongwe
17674-HQ-SPP	LAMSA Energy Limited (100%)	PP	Au, Nb, P, REE, Sn	Active	13/02/2013	12/02/2018	143.31	ha	Southern, Kalomo
17677-HQ-LPL	Talang Mining Co. Limited (100%)	PL	Cu, Fe, Mn, SIL	Active	28/02/2013	27/02/2015	47,164.70	ha	Northern, Kasama, Luwingu, Mporokoso
17679-HQ-SPP	Lekago Mining Limited (100%)	PP	Ag, Au, Co, Cu, Fe	Active	08/05/2013	07/05/2018	502.58	ha	Central, Chibombo, Mumbwa
17683-HQ-LPL	CF Mining Ltd (100%)	PL	Au, Cu, Fe, Mn, Pb	Active	31/05/2013	30/05/2015	24,952.84	ha	Luapula, Kawambwa
17692-HQ-LPL	Rio Tinto Exploration Zambia Limited (100%)	PL	Au, Co, Cu, Fe, Mo, Ni, U	Pending Transfer	28/01/2013	27/01/2015	50,836.38	ha	North Western, Solwezi
17697-HQ-LPL	Changfa Resources Limited (100%)	PL	Co, Cu	Active	20/08/2013	19/08/2015	5,964.77	ha	Central, Kapiri Mposhi, Mpongwe; Copperbelt, Mpongwe
17705-HQ-LPL	Zambian North Mining Corporation Limited (100%)	PL	Ag, Au, Co, COA, Cu, DIA, Fe, U	Active	08/02/2013	07/02/2015	2,600.89	ha	North Western, Solwezi
17710-HQ-SML	Royal Sesheke Quarry (100%)	SML	SST	Active	04/07/2013	03/07/2023	52.32	ha	Western, Sesheke
17715-HQ-SPP	Kelvin Kaumba (100%)	PP	Ag, Au, Co, Cu	Active	09/08/2013	08/08/2018	187.38	ha	North Western, Solwezi
17716-HQ-SPP	Esther Mwila Musonda (100%)	PP	Cu, Mn	Active	03/09/2013	02/09/2018	26.51	ha	Central, Mkushi
17717-HQ-LPL	Zhuofeng Mining Limited (100%)	PL	Au, Co, Cu	Active	17/05/2013	16/05/2015	10,116.84	ha	Central, Kapiri Mposhi, Mpongwe; Copperbelt, Mpongwe; North Western, Kasempa
17721-HQ-SPP	Kaloko Mining Limited (100%)	PP	Sn	Active	19/02/2013	18/02/2018	388.83	ha	Southern, Choma
17722-HQ-SPP	Kaloko Mining Limited (100%)	PP	Sn	Active	19/02/2013	18/02/2018	388.80	ha	Southern, Choma
17723-HQ-SPP	Kaloko Mining Limited (100%)	PP	Sn	Active	19/02/2013	18/02/2018	444.31	ha	Southern, Choma, Sinazongwe
17728-HQ-LPL	Western Star Mining Corp. Ltd (100%)	PL	Cu	Active	29/05/2013	28/05/2015	1,834.49	ha	North Western, Mufumbwe
17732-HQ-LPL	Muchinga Energy Resources Ltd (100%)	PL	COA, U	Active	22/11/2012	21/11/2014	1,310.90	ha	Southern, Sinazongwe
17740-HQ-SPP	Ascent Stone Industry Ltd (100%)	PP	GRT, MBL	Active	10/05/2013	09/05/2018	98.98	ha	Lusaka, Kafue
17741-HQ-AMR	Sandy Kamzimbi (100%)	AMR	Cu, Mn	Active	20/05/2013	19/05/2015	6.72	ha	
17750-HQ-SPP	Richard Banda (100%)	PP	Au, Co, Cu, U, Zn	Active	25/07/2013	24/07/2018	950.15	ha	North Western, Solwezi
17756-HQ-SPP	Chipupa Paul Kafwafwa (100%)	PP	Au, Co, Cu, DIA	Active	29/05/2013	28/05/2018	986.39	ha	North Western, Mufumbwe

Code	Parties	Type	Resources	Status	Grant Date	Expiry Date	Official Area Value	Area Unit	Map Reference
17757-HQ-SML	Joseph Chipili (100%)	SML	Cu, Mn	Active	23/08/2013	22/08/2023	20.12	ha	Luapula, Milenge
17758-HQ-LPL	Tritech Services Ltd (100%)	PL	Ag, Au, Co, Cu, U	Active	12/02/2013	11/02/2015	1,240.74	ha	North Western, Solwezi
17768-HQ-SPP	Kambwili Mine Ltd (100%)	PP	Mn	Active	04/12/2013	03/12/2018	437.80	ha	Central, Kapiri Mposhi
17782-HQ-LPL	Tangeray Resources Zambia Ltd (100%)	PL	Au, Co, Cu, Fe	Active	03/05/2013	02/05/2015	13,950.54	ha	Central, Chibombo
17783-HQ-LPL	Waterbuck Resources Ltd (100%)	PL	Ag, Au, Co, COA, Cu, Fe, Mn, Mo, Ni, Pb, U, V, Zn	Active	20/02/2013	19/02/2015	47,409.32	ha	Southern, Itezhi Tezhi
17787-HQ-LPL	MGB Mining Limited (100%)	PL	Co, Cu	Active	22/02/2013	21/02/2015	25,708.77	ha	North Western, Kabompo, Mufumbwe, Mwinilunga
17791-HQ-SPP	James Mumbi Mulenga (100%)	PP	Ag, Co, Cu, LST, Zn	Active	04/03/2013	03/03/2018	93.63	ha	North Western, Solwezi
17792-HQ-SPP	Richard Banda (100%)	PP	Ag, Co, Cu, LST, Zn	Active	01/03/2013	28/02/2018	324.37	ha	North Western, Solwezi
17793-HQ-AMR	Richard Banda (100%)	AMR	Ag, Co, Cu, LST, Zn	Active	01/03/2013	28/02/2015	6.69	ha	North Western, Solwezi
17794-HQ-AMR	Richard Banda (100%)	AMR	Ag, Co, Cu, LST, Zn	Active	02/08/2013	01/08/2015	6.69	ha	North Western, Solwezi
17797-HQ-LPL	Tangeray Resources Zambia Ltd (100%)	PL	Au, Co, Cu	Active	03/05/2013	02/05/2015	1,126.67	ha	North Western, Mufumbwe
17798-HQ-LPL	Tangeray Resources Zambia Ltd (100%)	PL	Au, Co, Cu	Active	03/05/2013	02/05/2015	6,889.20	ha	North Western, Solwezi
17799-HQ-LPL	Tangeray Resources Zambia Ltd (100%)	PL	Au, Co, Cu	Active	03/05/2013	02/05/2015	50,414.38	ha	Copperbelt, Lufwanyama
17804-HQ-LPL	Nomad Minerals Limited (100%)	PL	Au, Co, Cu	Active	03/05/2013	02/05/2015	3,359.65	ha	North Western, Kasempa, Mufumbwe, Solwezi
17819-HQ-LPL	Maybach Mining Services Ltd (100%)	PL	Au, Co, Cu	Active	03/05/2013	02/05/2015	32,443.14	ha	Central, Mkushi
17820-HQ-LPL	Maybach Mining Services Ltd (100%)	PL	Au, Co, Cu	Active	03/05/2013	02/05/2015	30,570.95	ha	Central, Mkushi
17834-HQ-LPL	P Hassan Zambia Limited (100%)	PL	Cu, Fe	Active	18/02/2013	17/02/2015	25,658.71	ha	Central, Kabwe, Kapiri Mposhi
17837-HQ-SGL	Kameta Mining Ltd (100%)	SGL	AMT, AQM, TML	Active	23/05/2013	22/05/2023	298.19	ha	Eastern, Katete
17848-HQ-SPP	Mbolowa Lindunda (100%)	PP	Mn	Active	24/04/2013	23/04/2018	6.72	ha	Luapula, Samfya
17852-HQ-LPL	CF Mining Ltd (100%)	PL	Au, Cu, Fe, Mn, Pb	Active	03/06/2013	02/06/2015	38,112.90	ha	
17853-HQ-LPL	Menara Ltd (100%)	PL	Au, Co, Cu	Active	03/05/2013	02/05/2015	3,049.81	ha	Central, Chibombo
17854-HQ-LPL	Menara Ltd (100%)	PL	Au, Co, Cu	Active	03/05/2013	02/05/2015	6,906.25	ha	Central, Mkushi
17855-HQ-LPL	Menara Ltd (100%)	PL	Au, Co, Cu	Active	03/05/2013	02/05/2015	13,659.67	ha	Central, Chibombo
17862-HQ-LPL	Virgin Petroleum Zambia Ltd (100%)	PL	Cu, Fe, Mn	Active	02/04/2013	01/04/2015	7,818.91	ha	Luapula, Mansa
17863-HQ-SPP	Ald Plant and Fleet Management Ltd (100%)	PP	GRF	Active	21/05/2013	20/05/2018	32.93	ha	Lusaka, Kafue

Code	Parties	Type	Resources	Status	Grant Date	Expiry Date	Official Area Value	Area Unit	Map Reference
17864-HQ-LPL	Jing De Zham Enterprises Ltd (100%)	PL	Ag, Au, Co, COA, Cu, Fe, Mn, U	Active	19/04/2013	18/04/2015	20,236.95	ha	Luapula, Northern, Kaputa
17867-HQ-LPL	GTJ Mining Limited (100%)	PL	Co, Cu, Mn, Pb, Zn	Active	07/03/2013	06/03/2015	1,238.93	ha	Copperbelt, Mufulira
17869-HQ-LPL	P Hassan Zambia Limited (100%)	PL	Ag, Au, Co, Cu, Pb, Zn	Active	14/08/2013	13/08/2015	30,506.41	ha	Lusaka, Chongwe
17878-HQ-LML	China Copper Mines Ltd (100%)	LML	Au, Co, Cu	Active	05/03/2013	04/03/2038	276.91	ha	Copperbelt, Chingola
17879-HQ-LPL	Nomad Minerals Limited (100%)	PL	Au, Co, Cu	Active	03/05/2013	02/05/2015	2,515.69	ha	Northern, Mpika
17882-HQ-LPL	Kafue Copper Development Company Limited (100%)	PL	Ag, Au, Co, Cu, Fe, Mn	Active	08/08/2013	07/08/2015	20,453.06	ha	Central, Mumbwa; North Western, Kasempa
17883-HQ-SPP	Eyethu Sonke Mining Limited (100%)	PP	Ag, Co, Cu, Fe, Mn, Pb, U	Active	22/05/2013	21/05/2018	451.25	ha	North Western, Mwinilunga, Solwezi
17886-HQ-LPL	Eyethu Sonke Mining Limited (100%)	PL	Ag, Co, Cu, Fe, Mn, Pb, U	Active	07/02/2013	06/02/2015	2,640.36	ha	North Western, Solwezi
17895-HQ-SPP	Kyulu Development Trust (100%)	PP	SST	Active	22/05/2013	21/05/2018	180.37	ha	North Western, Solwezi
17896-HQ-SPP	Kyulu Development Trust (100%)	PP	SST	Active	22/05/2013	21/05/2018	935.39	ha	North Western, Solwezi
17897-HQ-LPL	Kanachi Contractors Limited (100%)	PL	Au, Co, Cu	Active	04/10/2013	03/10/2015	4,016.70	ha	North Western, Kasempa
17900-HQ-LPL	Kanachi Contractors Limited (100%)	PL	Au, Co, Cu	Active	11/02/2013	10/02/2015	33,896.47	ha	Central, Kapiri Mposhi, Mpongwe; Copperbelt, Lufwanyama, Mpongwe
17904-HQ-LPL	Jacana Resources (Z) Ltd (100%)	PL	COA, U	Active	09/07/2013	08/07/2015	30,949.60	ha	
17906-HQ-SGL	Josheal Enterprises Ltd (100%)	SGL	QTZ	Active	10/12/2013	09/12/2023	80.02	ha	North Western, Solwezi
17909-HQ-LPL	Kazuwa Resources Ltd (100%)	PL	Sn, U	Active	28/05/2013	27/05/2015	2,605.22	ha	Southern, Mazabuka, Siavonga
17931-HQ-SPP	Eyethu Sonke Building Contractors and General Dealers Limited (100%)	PP	Ag, Co, Cu, Fe, Mn, Pb, U	Active	22/05/2013	21/05/2018	236.98	ha	Copperbelt, Chililabombwe, Chingola, Kalulushi, Kitwe, Mufulira
17934-HQ-LPL	Eyethu Sonke Building Contractors and General Dealers Limited (100%)	PL	Ag, Au, Co, Cu, Fe, Mn, Pb, U	Active	22/05/2013	21/05/2015	10,362.76	ha	Central, Mumbwa; Lusaka, Kafue
17938-HQ-LPL	GTJ Mining Limited (100%)	PL	Co, Cu, Mn, Zn	Active	05/09/2013	04/09/2015	21,874.93	ha	Southern, Kalomo, Sinazongwe
17944-HQ-SPP	Davies Munsongo (100%)	PP	Ba, CLY1, GYP	Active	25/06/2013	24/06/2018	948.86	ha	Northern, Mpika
17945-HQ-LPL	Zawar Natural Resources Ltd (100%)	PL	Mn	Active	16/04/2013	15/04/2015	1,636.86	ha	Northern, Luwingu
17946-HQ-LPL	Zawar Natural Resources Ltd (100%)	PL	COA	Active	06/06/2013	05/06/2015	2,236.77	ha	Southern, Sinazongwe
17947-HQ-LPL	Zawar Natural Resources Ltd (100%)	PL	Au, Co, Cu	Active	17/04/2013	16/04/2015	2,575.13	ha	North Western, Mufumbwe
17948-HQ-LPL	Zawar Natural Resources Ltd (100%)	PL		Active	16/04/2013	15/04/2015	3,191.47	ha	Northern, Luwingu

Code	Parties	Type	Resources	Status	Grant Date	Expiry Date	Official Area Value	Area Unit	Map Reference
17950-HQ-SML	Zamastone Limited (100%)	SML	LST	Active	04/01/2013	03/01/2023	26.39	ha	Lusaka, Kafue
17951-HQ-SPP	Pambe Mining Co. Ltd (100%)	PP	Au, Co, Cu	Active	05/03/2013	04/03/2018	218.53	ha	North Western, Mwinilunga
17952-HQ-SPP	Pambe Mining Co. Ltd (100%)	PP		Active	05/03/2013	04/03/2018	282.39	ha	North Western, Mwinilunga
17955-HQ-LPL	Rio Tinto Exploration Zambia Limited (100%)	PL	Au, Co, Cu, Fe, Mo, Ni, PGM, U	Active	28/01/2013	27/01/2015	52,213.48	ha	Copperbelt, Lufwanyama
17956-HQ-LPL	Nomad Minerals Limited (100%)	PL	Ag, Au, Co, Cu, Fe, Mn, Ni, Zn	Active	03/05/2013	02/05/2015	7,023.08	ha	North Western, Solwezi
17957-HQ-LPL	Nomad Minerals Limited (100%)	PL	Au, Cu	Active	03/05/2013	02/05/2015	7,280.61	ha	North Western, Solwezi
17962-HQ-LPL	Maybach Mining Services Ltd (100%)	PL	Au, Co, Cu	Active	03/05/2013	02/05/2015	247.04	ha	North Western, Solwezi
17964-HQ-SPP	M & L Mining and General Dealers Limited (100%)	PP	Co, Cu	Active	11/03/2013	10/03/2018	277.99	ha	Central, Mumbwa
17989-HQ-LPL	Priyanka Resources Zambia Ltd (100%)	PL	Au, Cu, Mn, Pb, Zn	Active	28/02/2013	27/02/2015	72,742.26	ha	Central, Serenje; Northern, Mpika
17990-HQ-SPP	Nuru Investments Limited (100%)	PP	REE, Sn, Ta	Pending Transfer	22/08/2013	21/08/2018	466.47	ha	Southern, Kalomo
17993-HQ-LPL	Reddy Resources Zambia Ltd (100%)	PL	Au, Co, Cu	Active	13/02/2013	12/02/2015	28,033.63	ha	North Western, Kabompo, Zambezi
18002-HQ-LPL	L7H Company Limited (100%)	PL	Au, Co, Cu, U	Expired	21/02/2013	20/02/2015	786.76	ha	Copperbelt, Masaiti
18021-HQ-LPL	Jin De Zham Enterprises Limited (100%)	PL	Ag, Au, Co, COA, Cu, Fe, U	Active	03/05/2013	02/05/2015	1,110.41	ha	North Western, Solwezi
18030-HQ-LPL	Zambia-Zhengyuan Mining Co. Ltd (100%)	PL	Au, Co, Cu, Fe, Mn, Ni, Zn	Active	19/02/2013	18/02/2015	763.55	km ²	Eastern, Chipata, Mambwe
18034-HQ-LPL	Jilungu Mining Limited (100%)	PL	Ag, Co, Cu	Active	04/10/2013	03/10/2015	501.60	ha	North Western, Solwezi
18046-HQ-SPP	Chilufya Chipili (100%)	PP		Active	20/05/2013	19/05/2018	403.81	ha	Copperbelt, Kalulushi
18047-HQ-SPP	GTJ Mining Limited (100%)	PP		Active	06/06/2013	05/06/2018	749.00	ha	Central, Mkushi
18052-HQ-SPP	Sakeji Mining Limited (100%)	PP	Co, Cu, Mn	Active	14/05/2013	13/05/2018	610.93	ha	North Western, Mwinilunga
18056-HQ-SGL	Mwengwe Yvette Mutenta (100%)	SGL	AQM, GAR, QTZ	Active	12/06/2013	11/06/2023	19.96	ha	Eastern, Mambwe
18059-HQ-LPL	MBK Mining Limited (100%)	PL	Co, Cu, Fe, Mn	Active	07/06/2013	06/06/2015	75,009.40	ha	North Western, Kabompo
18061-HQ-LPL	A-I Mining & Investment Limited (100%)	PL	Au, Co, Cu, Mn	Active	20/09/2013	19/09/2015	32,907.83	ha	Central, Mkushi, Serenje
18066-HQ-LPL	GTJ Mining Limited (100%)	PL	Co, Cu, LST	Active	01/03/2013	28/02/2015	24,992.79	ha	Eastern, Nyimba
18073-HQ-LPL	Kadam Manja Mining Company Limited (100%)	PL	Au, Co, Cu, Zn	Active	02/10/2013	01/10/2015	14,180.66	ha	Central, Kapiri Mposhi, Mkushi
18087-HQ-SML	David Chikopa (100%)	SML	Au, Co, Cu, Fe, Pb, Zn	Active	15/02/2013	14/02/2023	6.61	ha	Central, Mumbwa
18096-HQ-SPP	Talang Mining Co. Limited (100%)	PP	Co, Cu, Fe, GRF, Mn, SIL	Active	31/10/2013	30/10/2018	970.72	ha	Northern, Mporokoso
18106-HQ-LPL	Stork-LL Resources Limited (100%)	PL	Cu, Mn	Active	05/03/2013	04/03/2015	4,610.01	ha	Luapula, Mansa

Code	Parties	Type	Resources	Status	Grant Date	Expiry Date	Official Area Value	Area Unit	Map Reference
18107-HQ-LPL	M.G.I Kruz Auto Link Ltd (100%)	PL	Ag, Al, Au, Co, Cu, Fe, Mn, Pt, Sn, Ta, Zn	Active	15/02/2013	14/02/2015	27,676.05	ha	Central, Chibombo
18115-HQ-LPL	Harriet Nachula (100%)	PL	Au	Active	06/02/2013	05/02/2015	1,076.15	ha	Eastern, Petauke
18118-HQ-SPP	Jaeson kaunda (100%)	PP	Cu, Mn	Active	22/04/2013	21/04/2018	181.35	ha	Luapula, Mansa
18129-HQ-LPL	Zambian East Mining Corporation Ltd (100%)	PL	Au, Co, Cu, DIA, Mn, Zn	Active	22/08/2013	21/08/2015	41,910.72	ha	
18137-HQ-LPL	Zambian Nonferrous Metals Exploration & Construction Co. Ltd (100%)	PL	Ag, Au, Co, Cu, Mn	Active	28/08/2013	27/08/2015	17,216.25	ha	Copperbelt, Lufwanyama
18138-HQ-LPL	Zambian Nonferrous Metals Exploration & Construction Co. Ltd (100%)	PL	Ag, Au, Co, Cu, Mn	Active	05/09/2013	04/09/2015	14,893.44	ha	Copperbelt, Lufwanyama
18139-HQ-SPP	Base Metalic Zambia Limited (100%)	PP	DOL, LST	Active	24/01/2013	23/01/2018	654.52	ha	North Western, Solwezi
18140-HQ-SPP	Base Metalic Zambia Limited (100%)	PP	DOL, LST	Active	04/03/2013	03/03/2018	948.46	ha	North Western, Solwezi
18151-HQ-LPL	Sydney Musonda Kalema (100%)	PL	Au, Co, Cu	Active	08/08/2013	07/08/2015	77,038.17	ha	North Western, Kasempa, Solwezi
18152-HQ-LPL	Sydney Musonda Kalema (100%)	PL	Au, Cu, Mn	Active	08/08/2013	07/08/2015	18,682.19	ha	Central, Serenje; Northern, Mpika
18153-HQ-LML	Sino-Metals Leach Zambia Limited (100%)	LML	Cu	Active	04/02/2013	03/02/2038	21,967.39	ha	Copperbelt, Chingola, Kalulushi
18159-HQ-LPL	Trident Nine Zambia Limited (100%)	PL	Cu	Active	08/05/2013	07/05/2015	70,137.40	ha	North Western, Kasempa, Mufumbwe
18160-HQ-LPL	A-I Mining & Investment Limited (100%)	PL	Au, Co, Cu, Mn, U	Active	20/09/2013	19/09/2015	95,664.09	ha	Eastern, Chama
18162-HQ-LPL	GN Mining Ltd (100%)	PL	Ag, Au, Co, Cu, Pb, U, Zn	Active	04/12/2012	03/12/2014	63,520.27	ha	North Western, Kasempa, Solwezi
18163-HQ-AMR	Alfred Muchimba (100%)	AMR	AMT, AQM	Active	09/08/2013	08/08/2015	3.34	ha	Eastern, Lundazi
18167-HQ-AMR	Fridah Siame (100%)	AMR	Ag, Au, Co, Cu, Fe, Mn, Zn	Active	04/09/2013	03/09/2015	6.63	ha	Central, Kapiri Mposhi
18172-HQ-LPL	David Kafula Mwila (100%)	PL	Au, Cu, Mn, Pb	Pending Transfer	27/03/2013	26/03/2015	57,851.07	ha	Central, Mkushi, Serenje
18176-HQ-LPL	Muchinga Energy Resources Ltd (100%)	PL	COA, DIA, U	Active	23/05/2013	22/05/2015	48,463.97	ha	Eastern, Chama; Northern, Isoka
18197-HQ-SPP	Eyethu Sonke Building Contractors and General Dealers Limited (100%)	PP	Au, Co, Cu, Fe, Mn, Pb	Active	22/05/2013	21/05/2018	238.53	ha	Central, Kapiri Mposhi
18203-HQ-SPP	Silchil Construction Solutions Ltd (100%)	PP	SIL, SST	Active	15/05/2013	14/05/2018	260.71	ha	Southern, Kazungula
18211-HQ-LPL	G.N. Mining Limited (100%)	PL	Ag, Au, Co, Cu, Pb, Zn	Active	04/12/2012	03/12/2014	99,918.66	ha	Copperbelt, Mpongwe; North Western, Kasempa
18216-HQ-SPP	Manseba Mine Ltd (100%)	PP	Au, Cu, Fe, Mn	Active	20/05/2013	19/05/2018	436.78	ha	Central, Mkushi

Code	Parties	Type	Resources	Status	Grant Date	Expiry Date	Official Area Value	Area Unit	Map Reference
18230-HQ-LPL	Nalwa Mineral Resources Ltd (100%)	PL	Cu, Mn	Active	17/05/2013	16/05/2015	34,560.21	ha	North Western, Mufumbwe, Mwinilunga, Solwezi
18231-HQ-SML	BRENDA KUNDA (100%)	SML	STN	Active	19/08/2013	18/08/2023	50.15	ha	North Western, Solwezi
18236-HQ-SPP	Precision Mining Zambia Limited (100%)	PP	Mn	Active	19/08/2013	18/08/2018	369.74	ha	Northern, Luwingu
18239-HQ-LPL	Gold Bay Zambia Limited (100%)	PL	LST	Active	26/08/2013	25/08/2015	19,323.22	ha	Lusaka, Kafue, Lusaka
18241-HQ-SPP	Chubri Heavy Plant Haulage Ltd (100%)	PP	SDG	Active	31/07/2013	30/07/2018	297.09	ha	Copperbelt, Mufulira
18250-HQ-LPL	Synite Quarries Zambia Limited (100%)	PL	Ag, Al, Au, Cu, Fe, Mn, Pt, Sn, Ta, Zn	Active	30/05/2013	29/05/2015	5,551.84	ha	North Western, Solwezi
18270-HQ-LPL	Sanga Mumbwa Limited (100%)	PL	Au, Co, Cu, Fe, Mn, REE, Zn	Active	10/06/2013	09/06/2015	145.39	km ²	Central, Mumbwa
18286-HQ-LPL	Suhails International Limited (100%)	PL	Ag, Au, Co, Cu, Pb, Zn	Active	23/12/2013	22/12/2015	88,293.62	ha	Eastern, Katete, Mambwe, Petauke
18287-HQ-SPP	Sakeji Mining Limited (100%)	PP	Be3Al2(SiO3)6, Co, Cu, Mn	Active	10/05/2013	09/05/2018	338.83	ha	Central, Kapiri Mposhi
18293-HQ-LPL	Metalco Industries Company Limited (100%)	PL	Ag, Au, Co, Cu, Fe, Mn	Active	26/11/2013	25/11/2015	67,929.60	ha	North Western, Mwinilunga
18301-HQ-AMR	Lewin Makafu Salimu (100%)	AMR	GRT	Active	30/07/2013	29/07/2015	3.34	ha	Copperbelt, Ndola
18309-HQ-SPP	Harry Findlay (100%)	PP	LST	Active	20/02/2013	19/02/2018	131.89	ha	Lusaka, Kafue
18311-HQ-LPL	Jing De Zham Enterprises Ltd (100%)	PL	Ag, Au, Co, COA, Cu, Fe, Mn, U	Active	19/04/2013	18/04/2015	4,632.88	ha	North Western, Kabompo, Mufumbwe; Western, Lukulu
18316-HQ-SPP	Henfri Company Ltd (100%)	PP	SIL	Active	26/06/2013	25/06/2018	89.99	ha	Copperbelt, Luanshya
18323-HQ-LPL	Copper Zone Resources Ltd (100%)	PL	Ag, Au, Co, Cu, REE, U	Active	02/05/2013	01/05/2015	15,572.87	ha	North Western, Solwezi
18330-HQ-LPL	Samfue Limited (100%)	PL	Ag, Au, Co, Cu, Fe, Mn, U, Zn	Active	15/05/2013	14/05/2015	50,740.88	ha	North Western, Zambezi
18336-HQ-LPL	Samfue Limited (100%)	PL	Unk	Active	15/05/2013	14/05/2015	36,662.63	ha	Central, Serenje
18344-HQ-SPP	Roads Development Agency (100%)	PP	GRT	Active	20/05/2013	19/05/2018	39.81	ha	Eastern, Katete
18361-HQ-SPP	Lunga Minerals and Exploration Company Limited (100%)	PP	Ag, Au, Co, Cu, Pb, Pt, U, Zn	Active	30/04/2013	29/04/2018	735.71	ha	North Western, Mufumbwe
18369-HQ-LPL	Eyethu Sonke Building Contractors and General Dealers Limited (100%)	PL	Ag, Au, Co, Cu, Fe, Mn, Pb, U	Active	22/05/2013	21/05/2015	9,999.80	ha	North Western, Solwezi
18379-HQ-SPP	Nkundalila Small Scale Mines Ltd (100%)	PP	Mn	Pending Transfer	22/05/2013	21/05/2018	983.75	ha	Central, Serenje
18380-HQ-SPP	Mukumbi Resources Ltd (100%)	PP	Cu	Active	16/08/2013	15/08/2018	361.16	ha	
18401-HQ-LPL	The Beaver Projects and Home Maintenance (Z) Ltd (100%)	PL	Ag, Au, Co, Cu, GRT	Active	27/05/2013	26/05/2015	2,223.72	ha	Central, Chibombo

Code	Parties	Type	Resources	Status	Grant Date	Expiry Date	Official Area Value	Area Unit	Map Reference
18406-HQ-SPP	LMW Investments Ltd (100%)	PP	SDG	Active	14/06/2013	13/06/2018	209.97	ha	Copperbelt, Luanshya, Ndola
18410-HQ-LPL	Trident Alloys Zambia Limited (100%)	PL	Cu, Fe	Active	03/05/2013	02/05/2015	6,638.00	ha	North Western, Kasempa
18418-HQ-LPL	Eyethu Sonke Building Contractors and General Dealers Limited (100%)	PL	Ag, Au, Co, Cu, Fe, Mn, Pb, U	Active	27/03/2013	26/03/2015	6,437.56	ha	Central, Mumbwa
18421-HQ-SPP	Goodwin Tantula (100%)	PP	Au, Cu, Zn	Active	11/07/2013	10/07/2018	192.57	ha	North Western, Mufumbwe; Western, Kaoma
18437-HQ-SPP	Bengemor Mining Ltd (100%)	PP	Au, Cu, Fe, Mn	Active	31/07/2013	30/07/2018	964.52	ha	Northern, Mpika
18438-HQ-SPP	Bengemor Mining Ltd (100%)	PP	Au, Cu, Fe, Mn	Active	13/05/2013	12/05/2018	964.55	ha	Northern, Mpika
18440-HQ-SML	Rabya Machining Ltd (100%)	SML	QTZ, SDG, SIL	Active	22/05/2013	21/05/2023	253.75	ha	Copperbelt, Mufulira
18446-HQ-LPL	Copper Zone Resources Ltd (100%)	PL	Ag, Au, Co, Cu, Mn, REE, U	Active	02/05/2013	01/05/2015	20,883.79	ha	North Western, Kasempa, Mufumbwe
18456-HQ-LPL	Sew Trident Zambia Private Limited (100%)	PL	Cu, Mn	Application	14/08/2013	13/08/2015	239.66	ha	
18457-HQ-LPL	Jamirals Mining Ltd (100%)	PL	Au, Co, Cu, Fe, Mn, Pb, Zn	Active	19/04/2013	18/04/2015	4,307.72	ha	North Western, Kasempa
18462-HQ-SPP	Eyethu Sonke Building Contractors and General Dealers Limited (100%)	PP	Unk	Active	07/02/2013	06/02/2018	39.81	ha	Eastern, Katete
18468-HQ-SPP	Gemini Mining Limited (100%)	PP	Cu	Expired	29/10/2013	28/10/2018	401.80	ha	North Western, Mufumbwe
18472-HQ-LPL	QVC Resources Zambia Ltd (100%)	PL	Au, Co, Cu, Mn	Active	05/02/2013	04/02/2015	23,939.97	ha	Northern, Chinsali
18478-HQ-LPL	Tornado Investment Co. Ltd (100%)	PL	Au, Co, Cu, Fe, Mn, Ni, REE, Zn	Active	21/06/2013	20/06/2015	1,040.73	ha	Lusaka, Chongwe, Luangwa
18486-HQ-LPL	PLR Projects Zambia Ltd (100%)	PL	Co, Cu, Fe, Mn	Active	17/07/2013	16/07/2015	67,531.73	ha	Central, Serenje
18487-HQ-LPL	PLR Projects Zambia Ltd (100%)	PL	Co, Cu, Fe, Mn	Active	17/07/2013	16/07/2015	1,345.82	ha	Luapula, Mansa
18490-HQ-SPP	Dalobelt Zambia Limited (100%)	PP	Au, Co, Cu, Pb, Zn	Active	16/05/2013	15/05/2018	952.85	ha	Central, Chibombo
18491-HQ-SPP	Dalobelt Zambia Limited (100%)	PP	Au, Co, Cu, Pb, Zn	Active	16/05/2013	15/05/2018	952.72	ha	Central, Chibombo
18494-HQ-SPP	Bengemor Mining Ltd (100%)	PP	Au, Cu, Fe, Mn	Active	04/06/2013	03/06/2018	967.45	ha	Central, Serenje; Northern, Mpika
18495-HQ-SPP	Bengemor Mining Ltd (100%)	PP	Au, Cu, Fe, Mn	Active	04/06/2013	03/06/2018	964.32	ha	Northern, Mpika
18496-HQ-SPP	Bengemor Mining Ltd (100%)	PP	Au, Cu, Fe, Mn	Active	31/07/2013	30/07/2018	964.40	ha	Northern, Mpika
18501-HQ-LPL	Waterbuck Resources Ltd (100%)	PL	Ag, Au, Co, Cu, Fe, Mo, Ni, Pb, U, Zn	Active	16/09/2013	15/09/2015	11,839.23	ha	North Western, Solwezi
18508-HQ-LPL	G & G Nation Wide Zambia Limited (100%)	PL	Mn	Active	14/05/2013	13/05/2015	3,099.36	ha	Luapula, Milenge
18515-HQ-LPL	Chilibwe Mining Limited (100%)	PL	Au, Co, Cu, GRT, TLC	Active	25/02/2013	24/02/2015	8,697.83	ha	Copperbelt, Kitwe, Mufulira
18522-HQ-SPP	Alfred Zulu (100%)	PP	Au, Co, Cu, MS, Ni, U	Active	04/03/2013	03/03/2018	26.75	ha	North Western, Solwezi

Code	Parties	Type	Resources	Status	Grant Date	Expiry Date	Official Area Value	Area Unit	Map Reference
18526-HQ-SPP	Richard Banda (100%)	PP	Au, Co, Cu, MS, Ni, U	Active	01/03/2013	28/02/2018	26.73	ha	North Western, Solwezi
18528-HQ-SPP	Powerflex Zambia Limited (100%)	PP	STN	Active	08/05/2013	07/05/2018	300.73	ha	North Western, Solwezi
18530-HQ-AMR	James Mkandawire (100%)	AMR	Co, Cu, Mn, Ni	Active	04/03/2013	03/03/2015	6.67	ha	Copperbelt, Ndola
18531-HQ-AMR	Alfred Zulu (100%)	AMR	Co, Cu, LST, Ni	Active	04/03/2013	03/03/2015	6.67	ha	Copperbelt, Ndola
18533-HQ-AMR	Alfred Zulu (100%)	AMR	Co, Cu, LST, Mn, Ni	Active	04/03/2013	03/03/2015	6.67	ha	Copperbelt, Ndola
18534-HQ-AMR	Ria Banda (100%)	AMR	Co, Cu, Mn, Ni	Active	04/03/2013	03/03/2015	6.67	ha	Copperbelt, Ndola
18545-HQ-LPL	Vencast (100%)	PL	Ag, Au, Co, Cu, LST	Active	29/07/2013	28/07/2015	55,214.70	ha	Copperbelt, Kitwe, Mufulira, Ndola
18547-HQ-AMR	James M Mumbi (100%)	AMR	Co, Cu, LST, Mn, Ni	Active	04/03/2013	03/03/2015	6.67	ha	Copperbelt, Ndola
18549-HQ-LPL	Bengemor Mining Ltd (100%)	PL	Au, Cu, Fe, Mn	Active	07/10/2013	06/10/2015	42,883.80	ha	
18550-HQ-AMR	Edward Tembo (100%)	AMR	Au, Co, Cu, Fe, Mg, Mn	Active	28/05/2013	27/05/2015	6.69	ha	North Western, Solwezi
18553-HQ-SPP	Edward Tembo (100%)	PP	Au, Co, Cu, Fe	Active	28/05/2013	27/05/2018	748.99	ha	North Western, Solwezi
18554-HQ-SPP	Albertina Mwansa Kashiba (100%)	PP	Ag, Au, Co, Cu, Fe	Active	28/05/2013	27/05/2018	748.99	ha	North Western, Solwezi
18571-HQ-LPL	Afro Metals Zambia Limited (100%)	PL	Au, Cu, Fe, Mn	Active	08/05/2013	07/05/2015	20,411.55	ha	Copperbelt, Lufwanyama, Mpongwe; North Western, Solwezi
18572-HQ-LPL	Afro Metals Zambia Limited (100%)	PL	Ag, Au, Cu, Fe, Mn	Active	08/05/2013	07/05/2015	11,822.66	ha	Central, Mkushi
18596-HQ-LPL	Tuibombele Corporation Ltd (100%)	PL	Au, Co, Cu, Zn	Active	13/05/2013	12/05/2015	9,188.59	ha	North Western, Kabompo, Zambezi
18599-HQ-LPL	Tuibombele Corporation Ltd (100%)	PL	Au, Co, Cu	Active	13/04/2013	12/04/2015	9,324.16	ha	Copperbelt, Lufwanyama, Mpongwe; North Western, Solwezi
18601-HQ-LPL	Multi-Zed Mining & Contractors Zambia Ltd (100%)	PL	Au, Co, Cu, Fe, Mn, Sn	Active	29/05/2013	28/05/2015	5,172.03	ha	Eastern, Petauke
18605-HQ-SPP	Mukamandu Mining Ltd (100%)	PP	Co, Cu	Active	08/05/2013	07/05/2018	180.02	ha	Copperbelt, Ndola
18610-HQ-SPP	Kifubwa Mineral Resources Ltd (100%)	PP	Au, Co, Cu, Ni, U	Active	19/06/2013	18/06/2018	975.41	ha	North Western, Solwezi
18611-HQ-SPP	Kifubwa Mineral Resources Ltd (100%)	PP	Au, Co, Cu, Ni, U	Active	19/06/2013	18/06/2018	760.70	ha	North Western, Mufumbwe
18615-HQ-LPL	Afro Metals Zambia Limited (100%)	PL	CLY, GYP, LST	Active	25/06/2013	24/06/2015	3,609.24	ha	Northern, Mpika
18621-HQ-LPL	Sew Trident Zambia Private Limited (100%)	PL	Ag, Au, Co, Cu, Fe, Mn	Active	29/11/2013	28/11/2015	44,120.18	ha	Central, Chibombo, Kapiri Mposhi
18623-HQ-SPP	Kisopeka Investments Ltd (100%)	PP	SST	Active	29/08/2013	28/08/2018	414.39	ha	North Western, Solwezi
18624-HQ-SPP	Kisopeka Investments Ltd (100%)	PP	SST	Active	29/08/2013	28/08/2018	113.63	ha	North Western, Solwezi
18626-HQ-SPP	Samstone Crushing Limited (100%)	PP	Au, Co, Cu, Fe, LST, Pb, U	Active	22/05/2013	21/05/2018	746.79	ha	Copperbelt, Masaiti

Code	Parties	Type	Resources	Status	Grant Date	Expiry Date	Official Area Value	Area Unit	Map Reference
18627-HQ-SPP	Samstone Crushing Limited (100%)	PP	Co, Cu, LST, Pb, U, Zn	Active	31/07/2013	30/07/2018	903.27	ha	
18632-HQ-SPP	Yacheshe Investments Ltd (100%)	PP	Au, Co, Cu	Active	11/12/2013	10/12/2018	358.56	ha	North Western, Mufumbwe
18634-HQ-LPL	Geo-Aqua Ltd (100%)	PL	Ag, Au, Co, Cu, Fe, LST, Ni, Pb, PGM, REE, SIL, Zn	Active	19/07/2013	18/07/2015	17,581.90	ha	Copperbelt, Chililabombwe, Chingola, Mufulira
18636-HQ-SPP	Scoretech Holdings Zambia Ltd (100%)	PP	Cu	Active	08/05/2013	07/05/2018	19.85	ha	Central, Mumbwa
18638-HQ-AMR	Marvis Ngoma (100%)	AMR	Fe, Sn, Ta	Active	22/08/2013	21/08/2015	6.52	ha	Southern, Kalomo
18639-HQ-AMR	Putu Mwambi (100%)	AMR	Fe, Sn, Ta	Active	22/08/2013	21/08/2015	6.52	ha	Southern, Kalomo
18650-HQ-LPL	HL Conty Geo Mining Resources Ltd (100%)	PL	Ag, Au, Co, Cu, Fe, Mn, Zn	Active	09/07/2013	08/07/2015	31,823.79	ha	North Western, Mufumbwe
18655-HQ-SPP	Lukonde Makungu (100%)	PP	Cu, Fe, SIL	Active	15/11/2013	14/11/2018	413.24	ha	Copperbelt, Luanshya
18656-HQ-LPL	Kapembwa Simukulwa (100%)	PL	Cu, GRT, LST	Active	01/10/2013	30/09/2015	32,408.11	ha	Lusaka, Kafue, Lusaka; Southern, Mazabuka
18657-HQ-LPL	Caleb Amos Mulenga (100%)	PL	Ag, Au, Co, Cu, Fe	Active	09/08/2013	08/08/2015	10,077.70	ha	North Western, Solwezi
18660-HQ-SPP	Frank B Simbeye (100%)	PP	Au, Cu, Fe, Mn	Active	03/06/2013	02/06/2018	107.64	ha	Northern, Isoka
18661-HQ-SPP	Zamstone Quarries Ltd (100%)	PP	GRT	Active	31/07/2013	30/07/2018	835.99	ha	Southern, Choma
18662-HQ-SPP	Graham Mining and Construction Limited (100%)	PP	Au, Co, Cu, Mn	Active	17/05/2013	16/05/2018	268.92	ha	Luapula, Mwense
18671-HQ-LPL	Seal International Zambia Limited (100%)	PL	Au, Co, Cu, Mn, Zn	Active	27/05/2013	26/05/2015	1,055.76	ha	Central, Serenje
18672-HQ-SPP	Ludwig Sanday Sondashi (100%)	PP	Ag, Au, Co, Cu, GRT, LST, Ni, Pb, U, Zn	Active	20/08/2013	19/08/2018	347.24	ha	North Western, Solwezi
18673-HQ-SPP	Ludwig Sanday Sondashi (100%)	PP	Ag, Au, Co, COA, Cu, GRT, LST, Ni, Pb, U, Zn	Active	20/08/2013	19/08/2018	981.67	ha	North Western, Solwezi
18674-HQ-SPP	Ludwig Sanday Sondashi (100%)	PP	Ag, Au, Co, COA, Cu, GRT, LST, Ni, Pb, U, Zn	Active	20/08/2013	19/08/2018	140.24	ha	North Western, Solwezi
18679-HQ-SPP	Impili materilas Ltd (100%)	PP	DOL, LST	Active	09/05/2013	08/05/2018	240.76	ha	North Western, Solwezi
18680-HQ-LPL	Impili materilas Ltd (100%)	PL	DOL, LST	Active	09/05/2013	08/05/2015	5,642.21	ha	North Western, Solwezi
18681-HQ-SPP	Impili materilas Ltd (100%)	PP	DOL, LST	Active	09/05/2013	08/05/2018	695.39	ha	Copperbelt, Mpongwe
18685-HQ-LPL	Manto Mining Resources Zambia Ltd (100%)	PL	Cu	Active	24/05/2013	23/05/2015	50,805.90	ha	North Western, Solwezi
18688-HQ-LPL	Kanachi Contractors Limited (100%)	PL	Co, Cu	Active	17/05/2013	16/05/2015	1,760.45	ha	Copperbelt, Chililabombwe
18694-HQ-SPP	Katai Emmanuel Kachasa (100%)	PP	CLY, LST	Active	03/10/2013	02/10/2018	773.02	ha	Central, Kapiri Mposhi
18695-HQ-SPP	RoadFleet Logistics Ltd (100%)	PP	GRT, LST	Active	30/09/2013	29/09/2018	395.98	ha	Central, Chibombo
18696-HQ-SPP	Enock Kaywla Mundia (100%)	PP	LST	Active	09/10/2013	08/10/2018	161.42	ha	Lusaka, Kafue

Code	Parties	Type	Resources	Status	Grant Date	Expiry Date	Official Area Value	Area Unit	Map Reference
18699-HQ-LPL	Sanga Minerals Ltd (100%)	PL	Ag, Au, Co, Cu, Fe, Ni, REE, U, Zn	Active	28/08/2013	27/08/2015	5,613.33	ha	Central, Mumbwa
18701-HQ-LPL	Gingnesh Minerals Ltd (100%)	PL	Au, Cu, Fe, Mn	Active	31/05/2013	30/05/2015	57,897.29	ha	Central, Mkushi
18702-HQ-LPL	Nizam minerals Limited (100%)	PL	Ag, Al, Au, Cu, Fe, Mn, Pt, Sn, Ta, Zn	Active	09/05/2013	08/05/2015	18,894.73	ha	North Western, Solwezi
18704-HQ-LPL	BENWELL KASUNGO (100%)	PL	Ag, Au, Cu, Mn	Active	07/08/2013	06/08/2015	32,905.34	ha	Central, Chibombo, Kapiri Mposhi
18708-HQ-LPL	Zambian North Mining Corporation Limited (100%)	PL	Au, Cu, Mn, Zn	Active	13/05/2013	12/05/2015	7,769.08	ha	North Western, Mufumbwe
18711-HQ-LPL	Kennedy Mumba Sakeni (100%)	PL	Au, Cu, Fe, Mn	Active	23/05/2013	22/05/2015	6,347.92	ha	Central, Kapiri Mposhi, Mkushi
18713-HQ-SPP	ZCCM IH Plc (100%)	PP	COA	Active	25/02/2013	24/02/2018	6.44	km ²	Southern, Sinazongwe
18718-HQ-LPL	Chesheni Mineral Ores Ltd (100%)	PL	Au, Co, Cu, Mn	Active	13/05/2013	12/05/2015	51,832.86	ha	Central, Mumbwa
18723-HQ-LPL	Jin Africa Limited (100%)	PL	Ag, Au, Bi, Cu, Fe, Mn, Pb, Sn, W, Zn	Active	31/07/2013	30/07/2015	45,430.82	ha	North Western, Kasempa, Solwezi
18729-HQ-LPL	Chiteta Mining Company Ltd (100%)	PL	Ag, Au, Co, Cu, Fe, LST, Pb, Zn	Active	29/07/2013	28/07/2015	7,085.34	ha	Lusaka, Kafue
18731-HQ-LPL	Proservice Mining Company Ltd (100%)	PL	Au	Active	18/09/2013	17/09/2015	10,120.32	ha	Eastern, Lundazi
18742-HQ-LPL	Chrishen Resources Ltd (100%)	PL	Au, Co, Cu, Mn	Active	11/12/2013	10/12/2015	48,216.20	ha	North Western, Mufumbwe; Western, Kaoma, Lukulu
18746-HQ-LPL	Chiteta Mining Company Ltd (100%)	PL	Ag, Au, Co, Cu, REE, U	Active	20/05/2013	19/05/2015	34,576.18	ha	Eastern, Petauke
18753-HQ-SPP	BASALT QUARRIES LTD (100%)	PP	Cu, GRT, LST	Active	19/09/2013	18/09/2018	992.10	ha	Southern, Kalomo
18762-HQ-LPL	Twampane Enterprises Limited (100%)	PL	Cu	Active	11/09/2013	10/09/2015	3,991.43	ha	North Western, Mwinilunga
18764-HQ-LPL	Chilibwe Mining Limited (100%)	PL	Au, Co, Cu	Active	14/05/2013	13/05/2015	1,398.71	ha	Copperbelt, Mufulira
18765-HQ-LPL	Teshi Investments Ltd (100%)	PL	Au, Cu	Active	09/05/2013	08/05/2015	15,664.01	ha	Central, Chibombo, Kapiri Mposhi, Mkushi
18766-HQ-LPL	Professional Touch Investments Ltd (100%)	PL	Au, Cu	Active	09/05/2013	08/05/2015	5,118.68	ha	Central, Chibombo
18767-HQ-LPL	Momboshi Gold Mine Limited (100%)	PL	Au, Cu	Active	09/05/2013	08/05/2015	11,153.41	ha	Central, Chibombo
18771-HQ-SPP	Mwala Crushing Ltd (100%)	PP	CLY, CLY3, DOL, GRT, LAT, LST, SDG	Active	08/08/2013	07/08/2018	139.06	ha	Central, Kabwe
18773-HQ-AMR	Eunice K. Anamela (100%)	AMR	Co, Cu, Fe, Mn, Zn	Active	13/05/2013	12/05/2015	6.71	ha	Luapula, Mansa
18774-HQ-AMR	Eunice K. Anamela (100%)	AMR	Co, Cu, Fe, Mn, Zn	Active	13/05/2013	12/05/2015	6.71	ha	Luapula, Mansa
18775-HQ-SPP	Kozotech Minerals & Metals Ltd (100%)	PP	Co, Cu, Fe, Mn, Zn	Active	09/05/2013	08/05/2018	295.57	ha	Luapula, Mansa
18777-HQ-SPP	Spectra Mining Ventures Limited (100%)	PP	CLY, DIT	Active	22/11/2013	21/11/2018	961.86	ha	Western, Mongu
18784-HQ-SPP	John Kalenga (100%)	PP	Sn	Active	04/09/2013	03/09/2018	16.29	ha	Southern, Kalomo

Code	Parties	Type	Resources	Status	Grant Date	Expiry Date	Official Area Value	Area Unit	Map Reference
18790-HQ-LPL	China Central Mining Corporation Ltd (100%)	PL	Au, Co, Cu, Mn	Active	23/10/2013	22/10/2015	44,254.17	ha	Central, Serenje; Northern, Mpika
18798-HQ-LPL	Universal Precious Metals Gold Mines and Gemstones (Z) Ltd (100%)	PL	Au	Active	20/06/2013	19/06/2015	10,460.61	ha	Central, Chibombo, Kapiri Mposhi, Mkushi
18803-HQ-LPL	Sanga Minerals Ltd (100%)	PL	Ag, Au, Co, Cu, Fe, Ni, REE, U, Zn	Active	04/10/2013	03/10/2015	54,954.16	ha	Central, Mumbwa
18804-HQ-LPL	Penetrative Exploration and Mining Ltd (100%)	PL	Ag, Au, Co, Cu, LST, Pb	Active	01/10/2013	30/09/2015	10,149.47	ha	Copperbelt, Masaiti, Ndola
18813-HQ-LPL	Jing De Zham Enterprises Ltd (100%)	PL	Ag, Au, COA, Cu, Fe, Mn, U	Expired	03/05/2013	02/05/2015	13,076.38	ha	North Western, Kasempa
18814-HQ-SPP	Point & Line Technology Ltd (100%)	PP	QTZ	Active	07/05/2013	06/05/2018	29.68	ha	Lusaka, Kafue
18821-HQ-SPP	Princica Chabanga (100%)	PP	DOL, GRT, LWA	Active	16/12/2013	15/12/2018	360.19	ha	Central, Serenje
18824-HQ-SPP	Zambian Artisan Mining Empowerment Ltd (100%)	PP	Ag, Au, Cu, Fe, Mg, Mn	Active	05/09/2013	04/09/2018	239.94	ha	North Western, Kabompo
18826-HQ-SPP	Zamstone Quarries Ltd (100%)	PP	Au, Cu, Mn	Active	31/07/2013	30/07/2018	788.50	ha	Northern, Mpika
18837-HQ-LPL	Brigor (Z) Ltd (100%)	PL	Au, Cu, Fe, Pb, Zn	Active	29/11/2013	28/11/2015	8,392.09	ha	Central, Mkushi
18840-HQ-SPP	Nisco Industries Ltd (100%)	PP	GRT	Active	26/07/2013	25/07/2018	326.75	ha	Central, Chibombo
18846-HQ-LPL	Copperzone Resources Limited (100%)	PL	Ag, Au, Co, Cu, Fe, Ni, U	Active	30/07/2013	29/07/2015	13,737.31	ha	North Western, Solwezi
18856-HQ-SPP	Frallen Investment Limited (100%)	PP	Au, Cu, Mn	Active	16/09/2013	15/09/2018	631.11	ha	Northern, Mbala
18857-HQ-LPL	Bushbuck Resources Limited (100%)	PL	Ag, Au, Co, Cu, Fe, Mn, Mo, Ni, Pb, REE, U, Zn	Active	06/08/2013	05/08/2015	890.01	km ²	North Western, Kasempa, Mufumbwe
18858-HQ-LPL	Chantete Mining Services Ltd (100%)	PL	Au, Cu	Active	13/05/2013	12/05/2015	26,895.81	ha	Northern, Mbala, Mpulungu
18861-HQ-LPL	Yuzan Mining Co.Ltd (100%)	PL	Ag, Au, Co, Cu, Fe, Mn, Ni, Zn	Active	08/08/2013	07/08/2015	29,691.63	ha	North Western, Solwezi
18865-HQ-LPL	Copperzone Resources Limited (100%)	PL	Ag, Au, Co, Cu, Fe, Mn, Pb, REE, U, Zn	Active	02/05/2013	01/05/2015	22,935.52	ha	North Western, Kasempa
18866-HQ-LPL	Copperzone Resources Limited (100%)	PL	Ag, Au, Co, Cu, EM, Fe, Mn, Ni, Pb, REE, U, Zn	Active	02/05/2013	01/05/2015	66,526.01	ha	North Western, Kabompo
18867-HQ-LPL	Copperzone Resources Limited (100%)	PL	Ag, Au, Co, Cu, Fe, Mn, Ni, Pb, REE, U, Zn	Active	10/09/2013	09/09/2015	48,274.52	ha	North Western, Mufumbwe, Solwezi
18874-HQ-LPL	Sanga Projects Zambia Limited (100%)	PL	Ag, Au, Co, Cu, Fe, Ni, REE, U, Zn	Expired	04/10/2013	03/10/2015	3,831.87	ha	Central, Mumbwa
18876-HQ-LPL	Energtec Mineral Resorces Limited (100%)	PL	Ag, Au, Cu, Fe, Zn	Active	30/12/2013	29/12/2015	1,375.56	ha	Copperbelt, Chililabombwe, Chingola
18878-HQ-LPL	Gewa Investments and Mining Limited (100%)	PL	Au, Co, Cu	Active	26/08/2013	25/08/2015	6,241.31	ha	North Western, Kasempa
18879-HQ-AMR	John Banda (100%)	AMR	GRT	Active	07/08/2013	06/08/2015	6.56	ha	

Code	Parties	Type	Resources	Status	Grant Date	Expiry Date	Official Area Value	Area Unit	Map Reference
18880-HQ-LPL	Providence Resources Zambia Limited (100%)	PL	Ag, Au, Co, Cu, Fe, Mn, REE	Active	30/07/2013	29/07/2015	1,871.96	ha	North Western, Solwezi
18881-HQ-LPL	Providence Resources Zambia Limited (100%)	PL	Ag, Au, Co, Cu, Fe, Mn, REE, U	Active	30/07/2013	29/07/2015	21,167.04	ha	Central, Chibombo
18882-HQ-SPP	Synite Quarries Zambia Limited (100%)	PP	GRT, LST, MBL, SDG, SST	Active	01/08/2013	31/07/2018	131.89	ha	Lusaka, Chongwe, Kafue, Lusaka
18883-HQ-SPP	Tabita Phiri (100%)	PP	Ag, Au, Co, Cu, Mn, Pb, QTZ, Sn, TLC	Active	30/07/2013	29/07/2018	329.57	ha	Central, Mkushi
18885-HQ-AMR	Geoffrey Kapansa (100%)	AMR	EM, QTZ	Active	22/08/2013	21/08/2015	3.33	ha	Copperbelt, Luanshya
18891-HQ-SPP	Mogoswa Limestone Limited (100%)	PP	LST, STN	Active	23/08/2013	22/08/2018	3.33	ha	Copperbelt, Masaiti
18899-HQ-AMR	Lewis Mandeya (100%)	AMR	MS	Active	01/10/2013	30/09/2015	6.68	ha	North Western, Solwezi
18918-HQ-SPP	Jeanipher Chipomo (100%)	PP	Au, Cu, Cu ₂ CO ₃ (OH) ₂ , Fe, Mn	Active	26/08/2013	25/08/2018	235.02	ha	Eastern, Chama
18919-HQ-SML	Point & Line Technology Ltd (100%)	SML	STN	Active	01/08/2013	31/07/2023	29.68	ha	Lusaka, Kafue
18921-HQ-LPL	Caleb Amos Mulenga (100%)	PL	Ag, Au, Co, Cu, Fe	Active	09/08/2013	08/08/2015	10,163.64	ha	North Western, Mwinilunga, Solwezi
18928-HQ-LPL	Prarv Resources Zambia Limited (100%)	PL	Au, Ca, Co, Cu	Active	26/09/2013	25/09/2015	47,319.31	ha	Lusaka, Chongwe, Kafue; Southern, Mazabuka, Siavonga
18940-HQ-AMR	Happy Chimbamanga (100%)	AMR	MS	Active	07/08/2013	06/08/2015	6.68	ha	North Western, Solwezi
18942-HQ-SPP	Matukuchila Investments Ltd (100%)	PP	Ag, Au, Co, Cu, Fe, Mn	Active	15/08/2013	14/08/2018	482.46	ha	North Western, Mwinilunga
18944-HQ-LPL	Zambian Gold Tiger Construction and Materials Limited (100%)	PL	Cu, GRT, LST	Expired	03/09/2013	02/09/2015	923.56	ha	Lusaka, Kafue
18959-HQ-SPP	MARU Resources Limited (100%)	PP	DOL, LST, STN	Active	02/10/2013	01/10/2018	897.62	ha	Central, Chibombo; Lusaka, Kafue
18960-HQ-SPP	MARU Resources Limited (100%)	PP	DIT, LST, STN	Active	02/10/2013	01/10/2018	980.19	ha	Central, Chibombo
18961-HQ-LPL	Noble Drilling and Exploration Ltd (100%)	PL	Ag, Au, Cu, Fe, Mn	Active	29/08/2013	28/08/2015	13,622.10	ha	Luapula, Milenge, Samfya
18972-HQ-SPP	Kamisambe Investments and General Dealers (100%)	PP	Cu	Active	16/09/2013	15/09/2018	306.13	ha	North Western, Kasempa
18975-HQ-LPL	Secure Mines and Minerals Limited (100%)	PL	Ag, Au, Cr, Cu, Mn, QTZ, Se, V	Active	26/08/2013	25/08/2015	2,152.84	ha	Copperbelt, Mpongwe
18976-HQ-LPL	Tong Bao Investments Limited (100%)	PL	Ag, Au, Co, Cu, Fe, Mn, Ni, Pb, REE, Zn	Active	05/09/2013	04/09/2015	1,667.80	ha	Eastern, Petauke
18979-HQ-SGL	Manfred Drilling, Blasting & General Dealers (100%)	SGL	AQM, QTZ, TML	Active	25/09/2013	24/09/2023	368.66	ha	Eastern, Chama
18982-HQ-LPL	Rabby M Kamukwamba (100%)	PL	Ag, Au, Co, Cu, Fe, REE, U	Active	30/07/2013	29/07/2015	4,993.96	ha	North Western, Solwezi
18983-HQ-SGL	Rock of Ages Mining Co. Ltd (100%)	SGL	AQM, EM, FLD, QTZ, TML	Active	01/08/2013	31/07/2023	390.36	ha	Eastern, Lundazi

Code	Parties	Type	Resources	Status	Grant Date	Expiry Date	Official Area Value	Area Unit	Map Reference
18988-HQ-LPL	Borniface Ng'uni (100%)	PL	Au, Co, Cu, Pb, REE, Zn	Active	06/09/2013	05/09/2015	20,317.69	ha	Copperbelt, Lufwanyama, Mpongwe
18989-HQ-SPP	Alice Mambwe Chabuka (100%)	PP	GRT, Mn	Active	09/10/2013	08/10/2018	590.29	ha	Central, Serenje
18991-HQ-LPL	C-Ore Industries Limited (100%)	PL	Au, Co, Cu, Fe, Mn	Active	11/12/2013	10/12/2015	6,908.70	ha	Copperbelt, Masaiti
19004-HQ-LPL	Gemstone Marketing and Consultancy Limited (100%)	PL	Ag, Au, Co, Cu, Fe, Mn	Active	10/09/2013	09/09/2015	2,686.93	ha	North Western, Solwezi
19006-HQ-SPP	Ruskins Jere (100%)	PP	Cu, Fe, Mn, Ti	Active	25/09/2013	24/09/2018	13.28	ha	Eastern, Petauke
19007-HQ-SGL	Kapetamendo Mineral Resources Ltd (100%)	SGL	AQM, GAR, QTZ, TML	Active	08/11/2013	07/11/2023	119.22	ha	Eastern, Nyimba
19012-HQ-SPP	Frallen Investment Limited (100%)	PP	Au, Cu, Mn	Active	06/09/2013	05/09/2018	327.23	ha	Northern, Mbala
19013-HQ-SPP	Frallen Investment Limited (100%)	PP	Au, Cu, Mn	Active	06/09/2013	05/09/2018	296.86	ha	Northern, Mbala, Mungwi
19015-HQ-LPL	Kabulashinshi Mine Limited (100%)	PL	Ag, Au, Co, Cu, Ni	Active	12/12/2013	11/12/2015	45,432.11	ha	North Western, Mufumbwe, Solwezi
19025-HQ-SPP	Sianyolo Intergrated Resources Mining Company Limited (100%)	PP	F	Active	29/07/2013	28/07/2018	998.05	ha	Southern, Siavonga
19027-HQ-SPP	Marion Kafunga (100%)	PP	Ag, Au, Co, Cu, Mn	Active	02/10/2013	01/10/2018	611.23	ha	Copperbelt, Chililabombwe
19030-HQ-LPL	Shearzone Resources Limited (100%)	PL	Au, Cu, Fe, Ni	Active	16/08/2013	15/08/2015	14,547.18	ha	North Western, Solwezi
19031-HQ-SGL	James Zgambo (100%)	SGL	AQM, GAR, QTZ, TML	Active	08/08/2013	07/08/2023	16.68	ha	Eastern, Lundazi
19033-HQ-SPP	Mbiya Mining and Minerals Development Company Ltd (100%)	PP	Au, Co, Cu, Mn	Active	27/08/2013	26/08/2018	362.10	ha	Eastern, Petauke
19038-HQ-LPL	Bushbuck Resources Limited (100%)	PL	Ag, Au, Co, Cu, Fe, Mn, Mo, Ni, Pb, Zn	Active	15/10/2013	14/10/2015	25,626.58	ha	Copperbelt, Lufwanyama, Mpongwe
19039-HQ-LPL	Rabby M Kamukwamba (100%)	PL	Ag, Au, Co, Cu, Fe, Ni, U	Active	10/09/2013	09/09/2015	11,128.02	ha	
19040-HQ-LPL	Double impacty Construction Company Ltd (100%)	PL	DOL	Active	29/07/2013	28/07/2015	1,081.89	ha	
19042-HQ-LPL	Sichase Mining Company Ltd (100%)	PL	Au, Cu, Fe, LST	Application Validated	29/11/2013	28/11/2015	21,553.16	ha	Copperbelt, Lufwanyama, Mpongwe
19043-HQ-LPL	Bumuwino Investments Ltd (100%)	PL	Au, Co, Cu, Pb, Zn	Active	06/08/2013	05/08/2015	3,527.00	ha	North Western, Solwezi
19044-HQ-LPL	Bumuwino Investments Ltd (100%)	PL	Au, Co, Cu, Pb, Zn	Active	25/09/2013	24/09/2015	3,796.92	ha	North Western, Solwezi
19045-HQ-SPP	Colikamu Mining Limited (100%)	PP	Co, Cu, Pt	Active	14/11/2013	13/11/2018	269.97	ha	North Western, Chavuma
19061-HQ-SPP	Muchenga Industrial Minerals Limited (100%)	PP	LWA, STN1	Active	03/10/2013	02/10/2018	923.96	ha	Copperbelt, Lufwanyama
19075-HQ-LPL	Reddy Resources Zambia Ltd (100%)	PL	Ag, Au, Co, Cu	Active	06/09/2013	05/09/2015	5,022.58	ha	North Western, Solwezi
19076-HQ-LPL	Kasempa Community Mining and Natural Resources Foundation Ltd (100%)	PL	Al, Au, Co, Cu, Fe, Ni, Sb, U	Active	22/11/2013	21/11/2015	24,201.12	ha	North Western, Kasempa

Code	Parties	Type	Resources	Status	Grant Date	Expiry Date	Official Area Value	Area Unit	Map Reference
19077-HQ-LPL	Grizzly copper Mines Limited (100%)	PL	Ag, Au, Cu, Fe, Zn	Active	02/10/2013	01/10/2015	3,438.81	ha	North Western, Mwinilunga, Solwezi
19080-HQ-SPP	BUK Truck Parts Limited (100%)	PP	GRT, LST	Active	04/09/2013	03/09/2018	395.99	ha	Central, Chibombo
19082-HQ-LPL	Katchiungo Trading Limited (100%)	PL	Ag, Au, Co, Cu, Fe	Active	04/10/2013	03/10/2015	17,224.71	ha	North Western, Mufumbwe
19100-HQ-LPL	C-Ore Industries Limited (100%)	PL	Au, Co, Cu, DOL, Fe, LST, Mn, Zn	Active	04/10/2013	03/10/2015	18,135.29	ha	Central, Kabwe, Kapiri Mposhi
19103-HQ-SPP	Rajamani Nadar Resources (Z) Ltd (100%)	PP	Ag, Au, Cu	Active	09/09/2013	08/09/2018	858.28	ha	
19104-HQ-SPP	Patricia M. Chisanga (100%)	PP	GRT, LST	Active	06/09/2013	05/09/2018	298.42	ha	Central, Kapiri Mposhi
19105-HQ-LPL	Hyper Sky Mining Investments Limited (100%)	PL	Ag, Al, Au, Cu, Fe, Mn, Pt, Sn, Ta, Zn	Active	20/09/2013	19/09/2015	5,916.01	ha	Central, Mkushi
19108-HQ-SGL	GTJ Mining Limited (100%)	SGL	AQM, EM, GAR, QTZ, TML	Active	08/11/2013	07/11/2023	400.57	ha	Eastern, Nyimba
19111-HQ-SGL	Maliche Corporation Limited (100%)	SGL	AMT, EM, GAR	Active	03/09/2013	02/09/2023	52.51	ha	Southern, Kazungula; Western, Sesheke
19114-HQ-SML	Ascent Stone Industry Ltd (100%)	SML	GRT	Active	02/09/2013	01/09/2023	98.98	ha	Lusaka, Kafue
19117-HQ-LPL	Kishi Mining and General Contractors (100%)	PL	Ag, Au, Co, Cu, Fe, Zn	Active	13/11/2013	12/11/2015	402.24	ha	Copperbelt, Mpongwe; North Western, Kasempa, Solwezi
19123-HQ-SPP	Charizma Enterprises Limited (100%)	PP	LST	Active	10/09/2013	09/09/2018	46.17	ha	Lusaka, Kafue
19125-HQ-SGL	GTJ Mining Limited (100%)	SGL	AQM, EM, GAR, QTZ, TML	Active	23/09/2013	22/09/2023	92.73	ha	Eastern, Nyimba
19135-HQ-LPL	Konkola Copper Mines Plc (100%)	PL	Ag, Au, Co, Cu, Ni, Zn	Active	27/09/2013	26/09/2015	49,559.50	ha	Central, Kapiri Mposhi; North Western, Kasempa
19153-HQ-SPP	Sharma Brothers International Limited (100%)	PP	Au, Co, Cu, Zn	Active	03/10/2013	02/10/2018	179.90	ha	North Western, Mufumbwe
19154-HQ-LPL	Grizzly copper Mines Limited (100%)	PL	Au, Co, Cu	Active	02/10/2013	01/10/2015	7,708.80	ha	North Western, Mwinilunga
19155-HQ-SPP	Praja Minerals Zambia Limited (100%)	PP	Cu, Mn	Active	10/10/2013	09/10/2018	586.37	ha	Central, Kapiri Mposhi, Mkushi
19156-HQ-LPL	Kroup Mining and Processing Limited (100%)	PL	Ag, Au, Cu, Fe, Zn	Active	02/10/2013	01/10/2015	51,324.49	ha	Copperbelt, Lufwanyama
19159-HQ-LML	Neelkanth Lime Limited (100%)	LML	LST	Active	29/08/2013	28/08/2038	116.70	ha	Copperbelt, Masaiti
19162-HQ-LPL	Bushbuck Resources Limited (100%)	PL	LST	Active	15/10/2013	14/10/2015	2,025.28	ha	Lusaka, Chongwe
19165-HQ-SGL	Given Kapalu (100%)	SGL	AQM, GAR, TML	Active	08/10/2013	07/10/2023	88.88	ha	Southern, Itezhi Tezhi
19166-HQ-LPL	Ujamaa Mining Limited (100%)	PL	Ag, Au, Co, Cu, Fe, Mn, U	Active	17/10/2013	16/10/2015	4,020.41	ha	North Western, Kasempa
19169-HQ-AMR	MULENGA ANGELA CHITALU (100%)	AMR	CLY1, GYP, LST	Active	08/10/2013	07/10/2015	6.68	ha	Northern, Mpika
19174-HQ-LPL	Zambian Nonferrous Metals Exploration & Construction Co. Ltd (100%)	PL	Ag, Au, Co, Cu, Mn	Active	19/12/2013	18/12/2015	98,796.09	ha	Central, Chibombo

Code	Parties	Type	Resources	Status	Grant Date	Expiry Date	Official Area Value	Area Unit	Map Reference
19176-HQ-LPL	Tabita Phiri (100%)	PL	Ag, Au, Co, Cr, Cu, Fe, LST, Mn, Ni, Pb, Sn, TLC, W	Active	09/12/2013	08/12/2015	6,244.93	ha	Central, Mkushi
19177-HQ-LPL	Vale Zambia Limited (100%)	PL	Ag, Au, Cu, Ni, U	Active	10/10/2013	09/10/2015	68,282.43	ha	Southern, Itezhi Tezhi, Namwala
19182-HQ-LPL	Vale Zambia Limited (100%)	PL	Ag, Au, Cu, Ni, U	Expired	10/10/2013	09/10/2015	37,532.24	ha	Central, Mumbwa; Lusaka, Kafue; Southern, Mazabuka
19189-HQ-SML	Mwala Crushing Ltd (100%)	SML	CLY, CLY3, DOL, GRT, LST, SDG	Active	22/11/2013	21/11/2023	139.06	ha	Central, Kabwe
19191-HQ-LPL	Baudot Cement Zambia Limited (100%)	PL	LST	Active	07/10/2013	06/10/2015	1,504.15	ha	Lusaka, Kafue
19194-HQ-LPL	Vale Zambia Limited (100%)	PL	Ag, Au, Cu, Ni, U	Active	10/10/2013	09/10/2015	23,700.16	ha	Southern, Kazungula; Western, Sesheke
19195-HQ-LPL	Vale Zambia Limited (100%)	PL	Ag, Au, Cu, Ni, U	Active	01/11/2013	31/10/2015	18,176.10	ha	Southern, Kazungula
19196-HQ-LPL	Vale Zambia Limited (100%)	PL	Ag, Au, Cu, Ni, U	Active	10/10/2013	09/10/2015	59,836.74	ha	Western, Kaoma
19197-HQ-LPL	Vale Zambia Limited (100%)	PL	Ag, Au, Cu, Ni, U	Active	10/10/2013	09/10/2015	27,643.56	ha	Western, Sesheke
19198-HQ-LPL	K.P.R Investments Limited (100%)	PL	Ag, Au, Co, Cu, Fe, Mn, Mo, Ni, Pb, Zn	Active	14/10/2013	13/10/2015	14,151.68	ha	Central, Kapiri Mposhi, Mpongwe; Copperbelt, Mpongwe
19201-HQ-LPL	Mumena Resources Limited (100%)	PL	Co, Cu	Active	11/12/2013	10/12/2015	4,361.20	ha	North Western, Kasempa, Solwezi
19204-HQ-SPP	Zamstone Quarries Ltd (100%)	PP	GRT, LST	Active	02/10/2013	01/10/2018	594.15	ha	Central, Chibombo
19205-HQ-SPP	Zumran Mining and Exploration Limited (100%)	PP	Ag, Au, Bi, Co, Cu, Mn, Mo, Ni, Pb, Sn, Ta, Zn	Active	27/12/2013	26/12/2018	980.91	ha	Eastern, Lundazi
19220-HQ-SPP	Musiba Mining Limited (100%)	PP	DOL, GRT, LST	Active	01/10/2013	30/09/2018	326.72	ha	Lusaka, Chongwe
19222-HQ-LPL	All Cargo Solutions Ltd (100%)	PL	Ag, Au, Fe, Ni, Pb, PGM, REE, Zn	Active	01/11/2013	31/10/2015	33,265.07	ha	Copperbelt, Lufwanyama
19225-HQ-SGL	Davies Mwanamoya (100%)	SGL	AQM, QTZ, TML	Active	17/10/2013	16/10/2023	6.67	ha	Eastern, Lundazi
19230-HQ-AMR	John Banda (100%)	AMR	GRT	Active	11/11/2013	10/11/2015	6.56	ha	Southern, Choma
19234-HQ-LPL	Agro Fuel Investment Limited (100%)	PL	COA	Active	02/10/2013	01/10/2015	19,672.59	ha	Southern, Gwembe, Mazabuka, Monze, Siavonga
19238-HQ-SPP	Roads Development Agency (100%)	PP	GRT	Active	19/11/2013	18/11/2018	77.19	ha	Eastern, Chama
19245-HQ-LPL	Baudot Cement Zambia Limited (100%)	PL	LST	Active	26/11/2013	25/11/2015	17,510.10	ha	Central, Chibombo; Lusaka, Kafue
19252-HQ-SPP	Greyvic Mining Limited (100%)	PP	Au, Co, Cu, Fe, Mn	Active	09/12/2013	08/12/2018	199.24	ha	North Western, Kasempa
19255-HQ-LGL	Jagoda Gems Limited (100%)	LGL	TML	Active	13/11/2013	12/11/2023		ha	Central, Mkushi
19256-HQ-SPP	Roads Development Agency (100%)	PP	GRT	Active	19/11/2013	18/11/2018	162.52	ha	Eastern, Chadiza

Code	Parties	Type	Resources	Status	Grant Date	Expiry Date	Official Area Value	Area Unit	Map Reference
19260-HQ-SGL	Chama Minerals Resources Limited (100%)	SGL	AQM, GAR, QTZ, SiO ₂ , TML	Active	13/12/2013	12/12/2023	398.75	ha	Eastern, Chama
19262-HQ-LPL	Metex Mining Limited (100%)	PL	Co, Cu, Fe, Mn	Active	06/12/2013	05/12/2015	1,106.28	ha	Central, Kapiri Mposhi
19275-HQ-LPL	Lwambo Copper Mines Limited (100%)	PL	Au, Co, Cu, U	Active	09/12/2013	08/12/2015	46,956.43	ha	North Western, Kabompo, Mufumbwe
19279-HQ-LPL	Golden Source Mining Co. Limited (100%)	PL	Ag, Au, Co, Cu, Mn	Active	02/12/2013	01/12/2015	18,374.75	ha	North Western, Mufumbwe; Western, Kaoma
19282-HQ-LPL	Kunyuwan Nonferrous Mining Zambia Limited (100%)	PL	Ag, Au, Cu, Mn, Ni	Active	14/11/2013	13/11/2015	72,702.27	ha	Copperbelt, Lufwanyama, Mpongwe
19283-HQ-LPL	Kunyuwan Nonferrous Mining Zambia Limited (100%)	PL	Ag, Au, Co, Cu, Mn, Ni	Active	14/11/2013	13/11/2015	48,894.66	ha	Central, Kapiri Mposhi, Mpongwe; Copperbelt, Mpongwe
19284-HQ-LPL	Kunyuwan Nonferrous Mining Zambia Limited (100%)	PL	Ag, Au, Co, Cu, Mn, Ni, U	Active	14/11/2013	13/11/2015	19,502.00	ha	Copperbelt, Mpongwe
19288-HQ-SPP	Solomon Anos Tembo (100%)	PP	Ag, Al, Au, Cu, Fe, Mn, Pt, Sn, Ta, Zn	Active	30/12/2013	29/12/2018	998.37	ha	Central, Mkushi
19317-HQ-SGL	Issa Iqbal (100%)	SGL	Be ₃ Al ₂ (SiO ₃) ₆ , GAR, QTZ, TML	Expired	15/11/2013	14/11/2023	359.59	ha	Central, Mkushi
40014-CH-GML	Adam Issa Iqbal (100%)	SGL	AQM, GAR, QTZ	Active	20/10/2008	19/10/2018	240.14	ha	Eastern, Lundazi
AMR 992	Alice Mwengu Chonya (100%)	AMR	Cu	Abandoned	18/07/2007		2.12	ha	Central, Mumbwa, Chief Kaindu
GML 4	Eastern Gemstone Marketing and Buying Limited (100%)	SGL	AQM	Active	03/12/2006	02/12/2016	120.01	ha	Eastern, Lundazi
GML 9	Coming Soon Ministries (100%)	SGL	AMT	Pending Renewal	17/10/1997	16/10/2007	90.02	ha	Southern, Kalomo
GML 86	Kariba Minerals Limited (100%)	SGL	AMT	Active	07/05/1997	06/05/2017	253.98	ha	Southern, Kalomo
GML 88	Sulocha Mines Limited (100%)	SGL	EM	Pending Renewal	09/05/1997	08/05/2007	154.71	ha	Copperbelt, Lufwanyama
GML 140	Imbowa Import and Export Limited (100%)	SGL	AMT	Pending Renewal	26/08/1997	25/08/2007	97.13	ha	
GML 155	Emmanuel and Joseph Scrap Metal Co. Ltd. (100%)	SGL	EM	Active	06/10/1997	05/10/2017	40.10	ha	Copperbelt, Lufwanyama
GML 167	Mano Yachila Maka Mining Cooperative (100%)	SGL	EM	Pending Renewal	20/10/1997	19/10/2007	77.54	ha	Copperbelt, Lufwanyama
GML 171	Jodam Mining Co. limited (100%), Kankan Mining Co. Limited (0%)	SGL	EM	Active	30/10/1997	29/10/2017	353.21	ha	Copperbelt, Lufwanyama
GML 172	Sachin Limited (100%)	SGL	EM	Pending Renewal	12/11/1997	11/11/2007	58.57	ha	Copperbelt, Lufwanyama
GML 234	Chitunda agencies Limited (100%)	SGL	GAR	Pending Renewal	15/04/1998	14/04/2008	441.47	ha	Eastern, Chama
GML 250	Nachingwali Enterprises Ltd (100%)	SGL	EM	Pending Renewal	03/06/1998	02/06/2008	105.96	ha	Copperbelt, Lufwanyama

Code	Parties	Type	Resources	Status	Grant Date	Expiry Date	Official Area Value	Area Unit	Map Reference
GML 312	Jalusi Investments Limited (100%)	SGL	AMT	Pending Renewal	06/04/1999	05/04/2009	482.44	ha	North Western, Mwinilunga
GML 505	Sitonia Limited (100%)	SGL	Be3Al2(SiO3)6	Pending Renewal	21/09/2001	20/09/2011	511.78	ha	Lusaka, Chongwe
GML 556	Mofwe Gemstone mining (100%)	SGL	EM	Pending Renewal	15/07/2002	14/07/2012	112.48	ha	Copperbelt, Lufwanyama, Emerald Portected
GML 571	Mbandu Mbandu (100%)	SGL	AMT, QTZ	Active	29/07/2002	28/07/2017	129.05	ha	Central, Mumbwa
GML 604	Zatto Investments Limited (100%)	SGL	EM	Pending Renewal	04/02/2003	03/02/2013	579.35	ha	Copperbelt, Luanshya
GML 606	Sanabu Investments Limited (100%)	SGL	EM	Pending Renewal	05/02/2003	05/02/2008	406.51	ha	Copperbelt, Luanshya
GML 635	Reuben H. Hamoonga (100%)	SGL	AMT	Active	27/05/2003	26/05/2013	50.00	ha	Southern, Kalomo
GML 657	Jawa Enterprises Ltd (100%)	SGL	QTZ, TML	Active	18/11/2003	17/11/2013	300.52	ha	Central, Chibombo
GML 667	Emmanuel Hasulwe (100%)	SGL	AMT	Active	15/01/2004	14/01/2014	400.00	ha	Southern, Kalomo
GML 677	Mary CHileshe (100%)	SGL	EM	Active	05/03/2004	04/03/2015	75.95	ha	Copperbelt, Lufwanyama
GML 680	Wizamar General Dealers Ltd (100%)	SGL	EM	Active	23/03/2004	22/03/2014	100.01	ha	Copperbelt, Lufwanyama
GML 683	Mweko Enterprises (100%)	SGL	AMT, TML	Active	19/04/2004	18/04/2014	162.48	ha	Eastern, Katete
GML 686	Saxena Kamal (100%)	SGL	EM	Active	19/04/2004	18/04/2014	150.00	ha	Copperbelt, Lufwanyama
GML 687	Joseph Mpapilo Mwansa (100%)	SGL	AQM, EM	Active	19/04/2004	18/04/2014	478.99	ha	Copperbelt, Masaiti
GML 688	Chota Mwelwa Richard (100%)	SGL	EM	Active	19/04/2004	18/04/2014	96.72	ha	Copperbelt, Lufwanyama
GML 690	Stephanos Vlahakis Rommel (100%)	SGL	AMT	Active	19/04/2004	18/04/2014	400.02	ha	Southern, Kalomo
GML 695	Mufuna Mulenga Mwendo (100%)	SGL	AMT, QTZ	Active	14/05/2004	13/05/2014	400.00	ha	Southern, Kalomo
GML 701	Christopher kasonde Bwalya (100%)	SGL	EM, QTZ	Active	16/07/2004	15/07/2014	126.61	ha	North Western, Solwezi
GML 710	Berel Zambia Limited (100%)	SGL	AMT	Active	09/08/2004	08/08/2014	157.20	ha	Southern, Kalomo
GML 723	Luambe Chrispin Mondoloka (100%)	SGL	EM, QTZ	Active	26/01/2005	25/01/2015	200.00	ha	Copperbelt, Lufwanyama
GML 725	Dialel Luimited (100%)	SGL	EM	Active	07/03/2005	06/03/2015	237.61	ha	Copperbelt, Lufwanyama
GML 731	Omei Inestments (100%)	SGL	EM	Active	10/06/2005	20/06/2015	83.24	ha	Copperbelt, Lufwanyama
GML 738	Leman Mpokosa (100%)	SGL	AMT	Pending Renewal	20/11/2005	19/11/2011	153.70	ha	Southern, Kalomo
GML 740	Talang Mining Co. Limited (100%)	SGL	AMT	Active	20/11/2005	19/11/2015	418.40	ha	Northern, Mpika
GML 746	Cross Country Mining Ltd (100%)	SGL	EM	Active	23/10/2005	22/10/2015	166.04	ha	Copperbelt, Lufwanyama
GML 748	Ganga Drilling and Exploration Limited (100%)	SGL	AMT	Active	16/06/2006	15/06/2016	478.90	ha	Central, Mkushi

Code	Parties	Type	Resources	Status	Grant Date	Expiry Date	Official Area Value	Area Unit	Map Reference
GML 752	William and Lewin Mining Company Limited (100%)	SGL		Active	27/11/2006	26/11/2016	31.03	ha	Copperbelt, Lufwanyama
GML 755	Grand Zambian Drilling Company (100%)	SGL	GEM, GEM1	Active	02/05/2007	01/05/2013	291.02	ha	Southern, Kalomo, Mapatizya
GML 757	Gemfields Holdings Zambia (100%)	SGL	Be3Al2(SiO3)6, EM	Active	11/05/2007	10/05/2017	183.59	ha	Copperbelt, Lufwanyama
GML 758	Andrew Maybin Chansa (100%)	SGL	EM	Active	01/08/2007	31/07/2017	169.76	ha	Copperbelt, Mpongwe, Chief Kalunkumya
GML 761	Pritchard Ndhahu Haamuleya (100%)	SGL	AQM	Active	10/09/2007	09/09/2017	472.79	ha	Southern, Siavonga
LPL/05/07	Yathu Engineering Limited (100%)	PL	COA, Fe	Active	25/03/2011	24/03/2013	18,483.37	ha	Central, Chibombo, Keembe
SML 187	Pine works Limited (100%)	SML	LST	Active	07/04/2004	06/04/2014	455.14	ha	Lusaka, Kafue

Annex 8: Reconciliation sheets by company

Company name:		KANSANSHI MINING PLC			Reporting period:			2013
N°	Description of Payment	Per Company			Per Government			Final difference
		Original	Adjust	Final	Original	Adjust	Final	
Ministry of Mines, Energy and Water Development		219,275	-	219,275	101,663	150,000	251,663	(32,388)
1	Application Fees	90	-	90	28,800	-	28,800	(28,710)
2	Licence Fees	-	-	-	150	-	150	(150)
3	Area Charges	218,285	-	218,285	68,285	150,000	218,285	-
4	Valuation Fees	-	-	-	4,428	-	4,428	(4,428)
5	Annual Operating Permit	900	-	900	-	-	-	900
6	Environmental Protection Fund	-	-	-	-	-	-	-
Zambian Revenue Authority (ZRA)		2,065,925,594	8,534,254	2,074,459,848	2,068,867,014	5,641,988	2,074,509,002	(49,154)
8	Pay- As-You-Earn	185,433,088	-	185,433,088	185,433,088	-	185,433,088	-
9	Import VAT	411,139,809	4,142,229	415,282,038	415,282,038	-	415,282,038	-
10	Mineral Royalty	641,949,512	-	641,949,512	805,557,512	(163,608,000)	641,949,512	-
11	Company Income Tax (Inc. Provisional Tax)	641,373,000	-	641,373,000	477,765,000	163,608,000	641,373,000	-
12	VAT (Net paid)	9,041,892	2,316,387	11,358,279	2,316,387	9,041,892	11,358,279	-
13	Import/Customs Duty	110,931,276	2,075,638	113,006,914	113,025,576	-	113,025,576	(18,662)
14	Withholding Taxes	51,754,453	-	51,754,453	55,184,357	(3,399,904)	51,784,453	(30,000)
15	Excise Duty	14,302,564	-	14,302,564	14,302,564	-	14,302,564	-
16	Property Transfer Tax	-	-	-	-	-	-	-
17	Wind Fall Tax	-	-	-	-	-	-	-
18	Variable profit Tax	-	-	-	-	-	-	-
19	Advance Income Tax	-	-	-	144	-	144	(144)
20	Export Levy	-	-	-	348	-	348	(348)
Local Councils		10,997,830	1,107,967	9,889,863	8,740,268	1,126,727	9,866,995	22,868
23	Annual Business Fees	-	-	-	-	-	-	-
24	Property Rates	10,997,830	1,107,967	9,889,863	8,740,268	1,126,727	9,866,995	22,868
Ministry of Lands		-	-	-	-	-	-	-
25	Ground Rent	-	-	-	-	-	-	-
26	Consideration Fees	-	-	-	-	-	-	-
27	Registration Fees	-	-	-	-	-	-	-
28	Preparation fees	-	-	-	-	-	-	-
Ministry of Finance and National Planning		-	-	-	-	-	-	-
29	Dividends from Government Shares	-	-	-	-	-	-	-
30	Revenues from GRZ shareholding sale	-	-	-	-	-	-	-
ZCCM- IH		111,000,000	43,145,194	154,145,194	154,145,194	-	154,145,194	-
31	Dividends from ZCCM-IH Shares	111,000,000	43,145,194	154,145,194	154,145,194	-	154,145,194	-
32	Price participation fees	-	-	-	-	-	-	-
33	Revenues from ZCCM-IH shareholding sale	-	-	-	-	-	-	-
34	Revenues from ZCCM-IH mining rights transfer	-	-	-	-	-	-	-
Total payments		2,188,142,699	50,571,481	2,238,714,180	2,231,854,139	6,918,715	2,238,772,854	(58,674)
Social Payments		25,496,360	-	25,496,360	-	-	-	-
35	Corporate Social Responsibility In kind payments	25,496,360	-	25,496,360	-	-	-	-
36	Corporate Social Responsibility cash payments	-	-	-	-	-	-	-

Company name:		KONKOLA COPPER MINES PLC			Reporting period:			2013	
N°	Description of Payment	Per Company			Per Government			Final difference	
		Original	Adjust	Final	Original	Adjust	Final		
	Ministry of Mines, Energy and Water Development	3,600	-	3,600	3,361,375	-	3,361,375	(3,357,775)	
1	Application Fees		-	-		-	-	-	
2	Licence Fees		-	-		-	-	-	
3	Area Charges		-	-	232,846	-	232,846	(232,846)	
4	Valuation Fees		-	-	9,945	-	9,945	(9,945)	
5	Annual Operating Permit	3,600	-	3,600		-	-	3,600	
6	Environmental Protection Fund		-	-	3,118,584	-	3,118,584	(3,118,584)	
	Zambian Revenue Authority (ZRA)	748,339,735	-	748,339,735	812,060,495	-	812,060,495	(63,720,760)	
8	Pay- As-You-Earn	249,347,861	-	249,347,861	325,424,452	-	325,424,452	(76,076,591)	
9	Import VAT	110,190,584	-	110,190,584	108,262,748	-	108,262,748	1,927,836	
10	Mineral Royalty	316,504,916	-	316,504,916	295,950,497	-	295,950,497	20,554,419	
11	Company Income Tax (Inc. Provisional Tax)	252,730	-	252,730	46,523,994	-	46,523,994	(46,271,264)	
12	VAT (Net paid)	-	-	-	3,886,958	-	3,886,958	(3,886,958)	
13	Import/Customs Duty	25,875,945	-	25,875,945	25,466,139	-	25,466,139	409,806	
14	Withholding Taxes	44,335,049	-	44,335,049	3,358,848	-	3,358,848	40,976,201	
15	Excise Duty	1,832,650	-	1,832,650	3,186,256	-	3,186,256	(1,353,606)	
16	Property Transfer Tax		-	-		-	-	-	
17	Wind Fall Tax		-	-		-	-	-	
18	Variable profit Tax		-	-		-	-	-	
19	Advance Income Tax		-	-		-	-	-	
20	Export Levy		-	-	603	-	603	(603)	
	Local Councils	18,960,530	-	18,960,530	18,261,388	-	18,261,388	699,142	
23	Annual Business Fees		-	-	45,778	-	45,778	(45,778)	
24	Property Rates	18,960,530	-	18,960,530	18,215,610	-	18,215,610	744,920	
	Ministry of Lands	-	-	-	-	-	-	-	
25	Ground Rent		-	-		-	-	-	
26	Consideration Fees		-	-		-	-	-	
27	Registration Fees		-	-		-	-	-	
28	Preparation fees		-	-		-	-	-	
	Ministry of Finance and National Planning	-	-	-	-	-	-	-	
29	Dividends from Government Shares		-	-		-	-	-	
30	Revenues from GRZ shareholding sale		-	-		-	-	-	
	ZCCM- IH	89,073,725	11,174,000	100,247,725	11,174,000	83,595,105	94,769,105	5,478,620	
31	Dividends from ZCCM-IH Shares		11,174,000	11,174,000	11,174,000	-	11,174,000	-	
32	Price participation fees	89,073,725	-	89,073,725		83,595,105	83,595,105	5,478,620	
33	Revenues from ZCCM-IH shareholding sale		-	-		-	-	-	
34	Revenues from ZCCM-IH mining rights transfer		-	-		-	-	-	
	Total payments	856,377,590	11,174,000	867,551,590	844,857,258	83,595,105	928,452,363	(60,900,773)	
	Social Payments	13,132,221	-	13,132,221					
35	Corporate Social Responsibility In kind payments	13,132,221	-	13,132,221					
36	Corporate Social Responsibility cash payments		-	-					

Company name:		FIRST QUANTUM MINING AND OPERATIONS LTD-BM M S			Reporting period:			2013	
N°	Description of Payment	Per Company			Per Government			Final difference	
		Original	Adjust	Final	Original	Adjust	Final		
Ministry of Mines, Energy and Water Development		62,404	(6,961)	55,443	366,831	-	366,831	(311,388)	
1	Application Fees		-	-	29,250	-	29,250	(29,250)	
2	Licence Fees	6,961	(6,961)	-		-	-	-	
3	Area Charges	55,443	-	55,443	333,694	-	333,694	(278,251)	
4	Valuation Fees		-	-	3,887	-	3,887	(3,887)	
5	Annual Operating Permit		-	-		-	-	-	
6	Environmental Protection Fund		-	-		-	-	-	
Zambian Revenue Authority (ZRA)		657,144,826	(78,823,769)	578,321,057	572,755,675	18,904,282	591,659,957	(13,338,900)	
8	Pay- As-You-Earn	166,749,367	(3,096,447)	163,652,920	152,425,862	11,227,058	163,652,920	-	
9	Import VAT	122,126,419	-	122,126,419	132,338,411	-	132,338,411	(10,211,992)	
10	Mineral Royalty		-	-		-	-	-	
11	Company Income Tax (Inc. Provisional Tax)	265,605,205	(83,597,739)	182,007,466	182,007,466	-	182,007,466	-	
12	VAT (Net paid)	32,761,695	8,713,309	41,475,004	41,475,004	-	41,475,004	-	
13	Import/Customs Duty	59,641,811	-	59,641,811	62,514,900	-	62,514,900	(2,873,089)	
14	Withholding Taxes	10,260,329	(842,892)	9,417,437	1,817,864	7,677,224	9,495,088	(77,651)	
15	Excise Duty		-	-	175,400	-	175,400	(175,400)	
16	Property Transfer Tax		-	-		-	-	-	
17	Wind Fall Tax		-	-		-	-	-	
18	Variable profit Tax		-	-		-	-	-	
19	Advance Income Tax		-	-		-	-	-	
20	Export Levy		-	-	768	-	768	(768)	
Local Councils		1,663,467	158,581	1,822,048	1,467,581	290,666	1,758,247	63,801	
23	Annual Business Fees		-	-	1,000	-	1,000	(1,000)	
24	Property Rates	1,663,467	158,581	1,822,048	1,466,581	290,666	1,757,247	64,801	
Ministry of Lands		70,265	-	70,265	2,030,597	70,265	2,100,862	(2,030,597)	
25	Ground Rent	70,265	-	70,265	2,030,597	70,265	2,100,862	(2,030,597)	
26	Consideration Fees		-	-		-	-	-	
27	Registration Fees		-	-		-	-	-	
28	Preparation fees		-	-		-	-	-	
Ministry of Finance and National Planning		-	-	-	-	-	-	-	
29	Dividends from Government Shares		-	-		-	-	-	
30	Revenues from GRZ shareholding sale		-	-		-	-	-	
ZCCM- IH		-	-	-	-	-	-	-	
31	Dividends from ZCCM-IH Shares		-	-		-	-	-	
32	Price participation fees		-	-		-	-	-	
33	Revenues from ZCCM-IH shareholding sale		-	-		-	-	-	
34	Revenues from ZCCM-IH mining rights transfer		-	-		-	-	-	
Total payments		658,940,962	(78,672,149)	580,268,813	576,620,684	19,265,213	595,885,897	(15,617,084)	
Social Payments		3,038,780	-	3,038,780					
35	Corporate Social Responsibility In kind payments		-	-		-	-	-	
36	Corporate Social Responsibility cash payments	3,038,780	-	3,038,780		-	-	-	

Company name:		MOPANI COPPER MINES PLC			Reporting period:			2013	
N°	Description of Payment	Per Company			Per Government			Final difference	
		Original	Adjust	Final	Original	Adjust	Final		
	Ministry of Mines, Energy and Water Development	6,115,230	-	6,115,230	5,922,219	-	5,922,219	193,011	
1	Application Fees	-	-	-	6,400	-	6,400	(6,400)	
2	Licence Fees	-	-	-	1,800	-	1,800	(1,800)	
3	Area Charges	225,811	-	225,811	4,620	-	4,620	221,191	
4	Valuation Fees	-	-	-	20,142	-	20,142	(20,142)	
5	Annual Operating Permit	-	-	-	-	-	-	-	
6	Environmental Protection Fund	5,889,419	-	5,889,419	5,889,257	-	5,889,257	162	
	Zambian Revenue Authority (ZRA)	1,008,902,696	9,291,304	1,018,194,000	1,007,139,817	33,708,914	1,040,848,731	(22,654,731)	
8	Pay- As-You-Earn	243,334,459	9,284,012	252,618,471	231,526,141	21,092,330	252,618,471	-	
9	Import VAT	359,216,591	-	359,216,591	372,618,921	-	372,618,921	(13,402,330)	
10	Mineral Royalty	252,974,176	-	252,974,176	251,610,592	1,363,584	252,974,176	-	
11	Company Income Tax (Inc. Provisional Tax)	75,283,852	-	75,283,852	75,200,480	83,372	75,283,852	-	
12	VAT (Net paid)	-	-	-	-	-	-	-	
13	Import/Customs Duty	57,020,941	-	57,020,941	54,564,951	-	54,564,951	2,455,990	
14	Withholding Taxes	21,072,677	6,245	21,078,922	19,813,279	11,169,628	30,982,907	(9,903,985)	
15	Excise Duty	-	-	-	1,804,406	-	1,804,406	(1,804,406)	
16	Property Transfer Tax	-	-	-	-	-	-	-	
17	Wind Fall Tax	-	-	-	-	-	-	-	
18	Variable profit Tax	-	-	-	-	-	-	-	
19	Advance Income Tax	-	-	-	-	-	-	-	
20	Export Levy	-	1,047	1,047	1,047	-	1,047	-	
	Local Councils	11,865,709	(701,098)	11,164,611	9,748,636	1,415,975	11,164,611	-	
23	Annual Business Fees	-	8,640	8,640	8,640	-	8,640	-	
24	Property Rates	11,865,709	(709,738)	11,155,971	9,739,996	1,415,975	11,155,971	-	
	Ministry of Lands	-	-	-	-	-	-	-	
25	Ground Rent	-	-	-	-	-	-	-	
26	Consideration Fees	-	-	-	-	-	-	-	
27	Registration Fees	-	-	-	-	-	-	-	
28	Preparation fees	-	-	-	-	-	-	-	
	Ministry of Finance and National Planning	-	-	-	-	-	-	-	
29	Dividends from Government Shares	-	-	-	-	-	-	-	
30	Revenues from GRZ shareholding sale	-	-	-	-	-	-	-	
	ZCCM- IH	-	-	-	-	-	-	-	
31	Dividends from ZCCM-IH Shares	-	-	-	-	-	-	-	
32	Price participation fees	-	-	-	-	-	-	-	
33	Revenues from ZCCM-IH shareholding sale	-	-	-	-	-	-	-	
34	Revenues from ZCCM-IH mining rights transfer	-	-	-	-	-	-	-	
	Total payments	1,026,883,635	8,590,206	1,035,473,841	1,022,810,672	35,124,889	1,057,935,561	(22,461,720)	
	Social Payments	20,993,552	-	20,993,552					
35	Corporate Social Responsibility In kind payments	4,716,803	-	4,716,803					
36	Corporate Social Responsibility cash payments	16,276,749	-	16,276,749					

Company name:		LUMWANA MINING COMPANY LIMITED			Reporting period:			2013	
N°	Description of Payment	Per Company			Per Government			Final difference	
		Original	Adjust	Final	Original	Adjust	Final		
Ministry of Mines, Energy and Water Development		-	-	-	11,996	-	11,996	(11,996)	
1	Application Fees		-	-		-	-	-	
2	Licence Fees		-	-		-	-	-	
3	Area Charges		-	-	8,144	-	8,144	(8,144)	
4	Valuation Fees		-	-	3,852	-	3,852	(3,852)	
5	Annual Operating Permit		-	-		-	-	-	
6	Environmental Protection Fund		-	-		-	-	-	
Zambian Revenue Authority (ZRA)		664,694,770	-	664,694,770	664,524,030	277,797	664,801,827	(107,057)	
8	Pay- As-You-Earn	158,063,079	-	158,063,079	158,063,079	-	158,063,079	-	
9	Import VAT	82,582,892	-	82,582,892	82,500,715	156,794	82,657,509	(74,617)	
10	Mineral Royalty	251,153,433	-	251,153,433	251,153,433	-	251,153,433	-	
11	Company Income Tax (Inc. Provisional Tax)	1,540,620	-	1,540,620	1,540,620	-	1,540,620	-	
12	VAT (Net paid)	120,244,825	-	120,244,825	120,244,825	-	120,244,825	-	
13	Import/Customs Duty	51,015,484	-	51,015,484	50,918,347	121,003	51,039,350	(23,866)	
14	Withholding Taxes		-	-		-	-	-	
15	Excise Duty	94,437	-	94,437	102,495	-	102,495	(8,058)	
16	Property Transfer Tax		-	-		-	-	-	
17	Wind Fall Tax		-	-		-	-	-	
18	Variable profit Tax		-	-		-	-	-	
19	Advance Income Tax		-	-		-	-	-	
20	Export Levy		-	-	516	-	516	(516)	
Local Councils		4,024,500	-	4,024,500	9,524,500	(5,000,000)	4,524,500	(500,000)	
23	Annual Business Fees		-	-		-	-	-	
24	Property Rates	4,024,500	-	4,024,500	9,524,500	(5,000,000)	4,524,500	(500,000)	
Ministry of Lands		-	-	-	-	-	-	-	
25	Ground Rent		-	-		-	-	-	
26	Consideration Fees		-	-		-	-	-	
27	Registration Fees		-	-		-	-	-	
28	Preparation fees		-	-		-	-	-	
Ministry of Finance and National Planning		-	-	-	-	-	-	-	
29	Dividends from Government Shares		-	-		-	-	-	
30	Revenues from GRZ shareholding sale		-	-		-	-	-	
ZCCM- IH		-	-	-	-	-	-	-	
31	Dividends from ZCCM-IH Shares		-	-		-	-	-	
32	Price participation fees		-	-		-	-	-	
33	Revenues from ZCCM-IH shareholding sale		-	-		-	-	-	
34	Revenues from ZCCM-IH mining rights transfer		-	-		-	-	-	
Total payments		668,719,270	-	668,719,270	674,060,526	(4,722,203)	669,338,323	(619,053)	
Social Payments		8,737,789	-	8,737,789	-				
35	Corporate Social Responsibility In kind payments	8,632,789	-	8,632,789					
36	Corporate Social Responsibility cash payments	105,000	-	105,000					

Company name:		CHIBULUMA MINES PLC			Reporting period:			2013	
N°	Description of Payment	Per Company			Per Government			Final difference	
		Original	Adjust	Final	Original	Adjust	Final		
	Ministry of Mines, Energy and Water Development	2,710	-	2,710	2,710	-	2,710	-	
1	Application Fees	-	-	-	-	-	-	-	
2	Licence Fees	1,800	-	1,800	-	-	-	1,800	
3	Area Charges	910	-	910	2,710	-	2,710	(1,800)	
4	Valuation Fees	-	-	-	-	-	-	-	
5	Annual Operating Permit	-	-	-	-	-	-	-	
6	Environmental Protection Fund	-	-	-	-	-	-	-	
	Zambian Revenue Authority (ZRA)	232,489,725	-	232,489,725	235,782,611	1,586,116	237,368,727	(4,879,002)	
8	Pay- As-You-Earn	25,372,819	-	25,372,819	37,591,704	(12,218,885)	25,372,819	-	
9	Import VAT	372,625	-	372,625	1,714,381	75,331	1,789,712	(1,417,087)	
10	Mineral Royalty	41,883,243	-	41,883,243	41,883,243	-	41,883,243	-	
11	Company Income Tax (Inc. Provisional Tax)	111,082,580	-	111,082,580	114,366,858	-	114,366,858	(3,284,278)	
12	VAT (Net paid)	50,609,911	-	50,609,911	38,391,026	12,218,885	50,609,911	-	
13	Import/Customs Duty	272,496	-	272,496	414,812	35,321	450,133	(177,637)	
14	Withholding Taxes	2,896,051	-	2,896,051	1,420,587	1,475,464	2,896,051	-	
15	Excise Duty	-	-	-	-	-	-	-	
16	Property Transfer Tax	-	-	-	-	-	-	-	
17	Wind Fall Tax	-	-	-	-	-	-	-	
18	Variable profit Tax	-	-	-	-	-	-	-	
19	Advance Income Tax	-	-	-	-	-	-	-	
20	Export Levy	-	-	-	-	-	-	-	
	Local Councils	931,938	-	931,938	962,374	9,450	971,824	(39,886)	
23	Annual Business Fees	9,450	-	9,450	-	9,450	9,450	-	
24	Property Rates	922,488	-	922,488	962,374	-	962,374	(39,886)	
	Ministry of Lands	-	-	-	-	-	-	-	
25	Ground Rent	-	-	-	-	-	-	-	
26	Consideration Fees	-	-	-	-	-	-	-	
27	Registration Fees	-	-	-	-	-	-	-	
28	Preparation fees	-	-	-	-	-	-	-	
	Ministry of Finance and National Planning	-	-	-	-	-	-	-	
29	Dividends from Government Shares	-	-	-	-	-	-	-	
30	Revenues from GRZ shareholding sale	-	-	-	-	-	-	-	
	ZCCM- IH	-	-	-	-	-	-	-	
31	Dividends from ZCCM-IH Shares	-	-	-	-	-	-	-	
32	Price participation fees	-	-	-	-	-	-	-	
33	Revenues from ZCCM-IH shareholding sale	-	-	-	-	-	-	-	
34	Revenues from ZCCM-IH mining rights transfer	-	-	-	-	-	-	-	
	Total payments	233,424,373	-	233,424,373	236,747,695	1,595,566	238,343,261	(4,918,888)	
	Social Payments	651,236	-	651,236	-	-	-	-	
35	Corporate Social Responsibility In kind payments	651,236	-	651,236	-	-	-	-	
36	Corporate Social Responsibility cash payments	-	-	-	-	-	-	-	

Company name:		LAFARGE CEMENT ZAMBIA PLC			Reporting period:			2013	
N°	Description of Payment	Per Company			Per Government			Final difference	
		Original	Adjust	Final	Original	Adjust	Final		
	Ministry of Mines, Energy and Water Development	1,628,840	-	1,628,840	42,590	-	42,590	1,586,250	
1	Application Fees		-	-		-	-	-	
2	Licence Fees	5,800	-	5,800	540	-	540	5,260	
3	Area Charges		-	-	42,050	-	42,050	(42,050)	
4	Valuation Fees		-	-		-	-	-	
5	Annual Operating Permit		-	-		-	-	-	
6	Environmental Protection Fund	1,623,040	-	1,623,040		-	-	1,623,040	
	Zambian Revenue Authority (ZRA)	334,020,169	-	334,020,169	318,495,302	-	318,495,302	15,524,867	
8	Pay- As-You-Earn	30,779,253	-	30,779,253	55,751,441	-	55,751,441	(24,972,188)	
9	Import VAT		-	-	262,215	-	262,215	(262,215)	
10	Mineral Royalty	1,417,499	-	1,417,499	863,355	-	863,355	554,144	
11	Company Income Tax (Inc. Provisional Tax)	132,103,609	-	132,103,609	181,274,458	-	181,274,458	(49,170,849)	
12	VAT (Net paid)	71,706,918	-	71,706,918	80,070,254	-	80,070,254	(8,363,336)	
13	Import/Customs Duty		-	-	124,017	-	124,017	(124,017)	
14	Withholding Taxes	98,012,890	-	98,012,890	143,710	-	143,710	97,869,180	
15	Excise Duty		-	-		-	-	-	
16	Property Transfer Tax		-	-	5,852	-	5,852	(5,852)	
17	Wind Fall Tax		-	-		-	-	-	
18	Variable profit Tax		-	-		-	-	-	
19	Advance Income Tax		-	-		-	-	-	
20	Export Levy		-	-		-	-	-	
	Local Councils	1,100,662	-	1,100,662	3,124,685	-	3,124,685	(2,024,023)	
23	Annual Business Fees		-	-		-	-	-	
24	Property Rates	1,100,662	-	1,100,662	3,124,685	-	3,124,685	(2,024,023)	
	Ministry of Lands	-	-	-	-	-	-	-	
25	Ground Rent		-	-		-	-	-	
26	Consideration Fees		-	-		-	-	-	
27	Registration Fees		-	-		-	-	-	
28	Preparation fees		-	-		-	-	-	
	Ministry of Finance and National Planning	-	-	-	-	-	-	-	
29	Dividends from Government Shares		-	-		-	-	-	
30	Revenues from GRZ shareholding sale		-	-		-	-	-	
	ZCCM- IH	-	-	-	-	-	-	-	
31	Dividends from ZCCM-IH Shares		-	-		-	-	-	
32	Price participation fees		-	-		-	-	-	
33	Revenues from ZCCM-IH shareholding sale		-	-		-	-	-	
34	Revenues from ZCCM-IH mining rights transfer		-	-		-	-	-	
	Total payments	336,749,671	-	336,749,671	321,662,577	-	321,662,577	15,087,094	
	Social Payments	-	-	-					
35	Corporate Social Responsibility In kind payments		-	-					
36	Corporate Social Responsibility cash payments		-	-					

Company name:		NFC AFRICA MINING PLC			Reporting period:			2013	
N°	Description of Payment	Per Company			Per Government			Final difference	
		Original	Adjust	Final	Original	Adjust	Final		
Ministry of Mines, Energy and Water Development		990	-	990	-	-	-	990	
1	Application Fees	-	-	-	-	-	-	-	
2	Licence Fees	-	-	-	-	-	-	-	
3	Area Charges	-	-	-	-	-	-	-	
4	Valuation Fees	-	-	-	-	-	-	-	
5	Annual Operating Permit	990	-	990	-	-	-	990	
6	Environmental Protection Fund	-	-	-	-	-	-	-	
Zambian Revenue Authority (ZRA)		127,830,953	-	127,830,953	125,309,629	-	125,309,629	2,521,324	
8	Pay- As-You-Earn	17,831,438	-	17,831,438	16,496,981	-	16,496,981	1,334,457	
9	Import VAT	6,719,626	-	6,719,626	6,542,810	-	6,542,810	176,816	
10	Mineral Royalty	68,108,715	-	68,108,715	63,930,562	-	63,930,562	4,178,153	
11	Company Income Tax (Inc. Provisional Tax)	-	-	-	4,659,734	-	4,659,734	(4,659,734)	
12	VAT (Net paid)	31,118,604	-	31,118,604	31,118,604	-	31,118,604	-	
13	Import/Customs Duty	1,622,741	-	1,622,741	1,567,336	-	1,567,336	55,405	
14	Withholding Taxes	2,352,884	-	2,352,884	908,401	-	908,401	1,444,483	
15	Excise Duty	76,945	-	76,945	76,945	-	76,945	-	
16	Property Transfer Tax	-	-	-	-	-	-	-	
17	Wind Fall Tax	-	-	-	-	-	-	-	
18	Variable profit Tax	-	-	-	-	-	-	-	
19	Advance Income Tax	-	-	-	8,217	-	8,217	(8,217)	
20	Export Levy	-	-	-	39	-	39	(39)	
Local Councils		1,418,900	-	1,418,900	1,420,049	-	1,420,049	(1,149)	
23	Annual Business Fees	-	-	-	-	-	-	-	
24	Property Rates	1,418,900	-	1,418,900	1,420,049	-	1,420,049	(1,149)	
Ministry of Lands		2,760	-	2,760	-	-	-	2,760	
25	Ground Rent	2,760	-	2,760	-	-	-	2,760	
26	Consideration Fees	-	-	-	-	-	-	-	
27	Registration Fees	-	-	-	-	-	-	-	
28	Preparation fees	-	-	-	-	-	-	-	
Ministry of Finance and National Planning		-	-	-	-	-	-	-	
29	Dividends from Government Shares	-	-	-	-	-	-	-	
30	Revenues from GRZ shareholding sale	-	-	-	-	-	-	-	
ZCCM- IH		-	-	-	-	-	-	-	
31	Dividends from ZCCM-IH Shares	-	-	-	-	-	-	-	
32	Price participation fees	-	-	-	-	-	-	-	
33	Revenues from ZCCM-IH shareholding sale	-	-	-	-	-	-	-	
34	Revenues from ZCCM-IH mining rights transfer	-	-	-	-	-	-	-	
Total payments		129,253,603	-	129,253,603	126,729,678	-	126,729,678	2,523,925	
Social Payments		52,530	-	52,530	-	-	-	-	
35	Corporate Social Responsibility In kind payments	-	-	-	-	-	-	-	
36	Corporate Social Responsibility cash payments	52,530	-	52,530	-	-	-	-	

Company name:		KAGEM MINING LIMITED			Reporting period:			2013	
N°	Description of Payment	Per Company			Per Government			Final difference	
		Original	Adjust	Final	Original	Adjust	Final		
	Ministry of Mines, Energy and Water Development	154,413	-	154,413	238,310		145,728	384,038	(229,625)
1	Application Fees	3,645	-	3,645			-	-	3,645
2	Licence Fees		-	-			-	-	-
3	Area Charges	145,728	-	145,728	235,340		145,728	381,068	(235,340)
4	Valuation Fees	5,040	-	5,040	2,970		-	2,970	2,070
5	Annual Operating Permit		-	-			-	-	-
6	Environmental Protection Fund		-	-			-	-	-
	Zambian Revenue Authority (ZRA)	44,525,134	4,167,748	48,692,882	60,902,149		(12,236,038)	48,666,111	26,771
8	Pay- As-You-Earn	6,900,200	497,333	7,397,533	11,763,896		(4,366,403)	7,397,493	40
9	Import VAT		124,424	124,424	124,424		-	124,424	-
10	Mineral Royalty	16,926,492	4,913,891	21,840,383	31,290,383		(9,450,000)	21,840,383	-
11	Company Income Tax (Inc. Provisional Tax)	12,941,400	-	12,941,400	424,546		12,516,854	12,941,400	-
12	VAT (Net paid)	7,730,311	(1,443,495)	6,286,816	17,223,305		(10,936,489)	6,286,816	-
13	Import/Customs Duty	26,731	73,087	99,818	73,087		-	73,087	26,731
14	Withholding Taxes		-	-			-	-	-
15	Excise Duty		2,508	2,508	2,508		-	2,508	-
16	Property Transfer Tax		-	-			-	-	-
17	Wind Fall Tax		-	-			-	-	-
18	Variable profit Tax		-	-			-	-	-
19	Advance Income Tax		-	-			-	-	-
20	Export Levy		-	-			-	-	-
	Local Councils	26,992	58,357	85,349	85,349		-	85,349	-
23	Annual Business Fees		-	-			-	-	-
24	Property Rates	26,992	58,357	85,349	85,349		-	85,349	-
	Ministry of Lands	-	-	-	-		-	-	-
25	Ground Rent		-	-			-	-	-
26	Consideration Fees		-	-			-	-	-
27	Registration Fees		-	-			-	-	-
28	Preparation fees		-	-			-	-	-
	Ministry of Finance and National Planning	-	-	-	-		-	-	-
29	Dividends from Government Shares		-	-			-	-	-
30	Revenues from GRZ shareholding sale		-	-			-	-	-
	ZCCM- IH	-	-	-	-		-	-	-
31	Dividends from ZCCM-IH Shares		-	-			-	-	-
32	Price participation fees		-	-			-	-	-
33	Revenues from ZCCM-IH shareholding sale		-	-			-	-	-
34	Revenues from ZCCM-IH mining rights transfer		-	-			-	-	-
	Total payments	44,706,539	4,226,105	48,932,644	61,225,808		(12,090,310)	49,135,498	(202,854)
	Social Payments	156,800	-	156,800	-				
35	Corporate Social Responsibility In kind payments		-	-					
36	Corporate Social Responsibility cash payments	156,800	-	156,800					

Company name:		CNMC LUANSHYA COPPER MINES PLC			Reporting period:			2013	
N°	Description of Payment	Per Company			Per Government			Final difference	
		Original	Adjust	Final	Original	Adjust	Final		
Ministry of Mines, Energy and Water Development		79,930	80,000	159,930	-	-	-	159,930	
1	Application Fees	-	-	-	-	-	-	-	
2	Licence Fees	-	-	-	-	-	-	-	
3	Area Charges	-	-	-	-	-	-	-	
4	Valuation Fees	-	-	-	-	-	-	-	
5	Annual Operating Permit	6,930	-	6,930	-	-	-	6,930	
6	Environmental Protection Fund	73,000	80,000	153,000	-	-	-	153,000	
Zambian Revenue Authority (ZRA)		197,944,097	110,540,931	308,485,028	264,582,181	53,765,831	318,348,012	(9,862,984)	
8	Pay- As-You-Earn	42,409,831	-	42,409,831	44,345,914	(1,883,520)	42,462,394	(52,563)	
9	Import VAT	51,151,051	59,864,133	111,015,184	111,015,184	-	111,015,184	-	
10	Mineral Royalty	79,414,800	-	79,414,800	26,694,727	52,720,073	79,414,800	-	
11	Company Income Tax (Inc. Provisional Tax)	3,936,501	-	3,936,501	12,748,542	912,019	13,660,561	(9,724,060)	
12	VAT (Net paid)	-	333,705	333,705	333,705	-	333,705	-	
13	Import/Customs Duty	8,156,465	50,120,913	58,277,378	58,277,378	-	58,277,378	-	
14	Withholding Taxes	12,875,449	-	12,875,449	10,858,190	2,017,259	12,875,449	-	
15	Excise Duty	-	-	-	86,344	-	86,344	(86,344)	
16	Property Transfer Tax	-	-	-	-	-	-	-	
17	Wind Fall Tax	-	-	-	-	-	-	-	
18	Variable profit Tax	-	-	-	-	-	-	-	
19	Advance Income Tax	-	222,180	222,180	222,180	-	222,180	-	
20	Export Levy	-	-	-	17	-	17	(17)	
Local Councils		6,012,286	-	6,012,286	6,012,286	-	6,012,286	-	
23	Annual Business Fees	-	-	-	-	-	-	-	
24	Property Rates	6,012,286	-	6,012,286	6,012,286	-	6,012,286	-	
Ministry of Lands		1,868,328	-	1,868,328	1,156,773	1,856,193	3,012,966	(1,144,638)	
25	Ground Rent	1,856,193	-	1,856,193	1,156,773	1,856,193	3,012,966	(1,156,773)	
26	Consideration Fees	-	-	-	-	-	-	-	
27	Registration Fees	12,135	-	12,135	-	-	-	12,135	
28	Preparation fees	-	-	-	-	-	-	-	
Ministry of Finance and National Planning		-	-	-	-	-	-	-	
29	Dividends from Government Shares	-	-	-	-	-	-	-	
30	Revenues from GRZ shareholding sale	-	-	-	-	-	-	-	
ZCCM- IH		-	-	-	-	-	-	-	
31	Dividends from ZCCM-IH Shares	-	-	-	-	-	-	-	
32	Price participation fees	-	-	-	-	-	-	-	
33	Revenues from ZCCM-IH shareholding sale	-	-	-	-	-	-	-	
34	Revenues from ZCCM-IH mining rights transfer	-	-	-	-	-	-	-	
Total payments		205,904,641	110,620,931	316,525,572	271,751,240	55,622,024	327,373,264	(10,847,692)	
Social Payments		4,203,630	-	4,203,630					
35	Corporate Social Responsibility In kind payments	4,203,630	-	4,203,630					
36	Corporate Social Responsibility cash payments	-	-	-					

Company name:		ZAMBEZI PORTLAND CEMENT LIMITED			Reporting period:			2013	
N°	Description of Payment	Per Company			Per Government			Final difference	
		Original	Adjust	Final	Original	Adjust	Final		
Ministry of Mines, Energy and Water Development									
		-	-	-	-	-	-	-	
1	Application Fees		-	-		-	-	-	
2	Licence Fees		-	-		-	-	-	
3	Area Charges		-	-		-	-	-	
4	Valuation Fees		-	-		-	-	-	
5	Annual Operating Permit		-	-		-	-	-	
6	Environmental Protection Fund		-	-		-	-	-	
Zambian Revenue Authority (ZRA)									
		-	-	-	54,122,142	-	54,122,142	(54,122,142)	
8	Pay- As-You-Earn		-	-	14,974,990	-	14,974,990	(14,974,990)	
9	Import VAT		-	-	1,339	-	1,339	(1,339)	
10	Mineral Royalty		-	-	779,372	-	779,372	(779,372)	
11	Company Income Tax (Inc. Provisional Tax)		-	-	2,386,033	-	2,386,033	(2,386,033)	
12	VAT (Net paid)		-	-	35,979,436	-	35,979,436	(35,979,436)	
13	Import/Customs Duty		-	-	936	-	936	(936)	
14	Withholding Taxes		-	-		-	-	-	
15	Excise Duty		-	-	36	-	36	(36)	
16	Property Transfer Tax		-	-		-	-	-	
17	Wind Fall Tax		-	-		-	-	-	
18	Variable profit Tax		-	-		-	-	-	
19	Advance Income Tax		-	-		-	-	-	
20	Export Levy		-	-		-	-	-	
Local Councils									
		-	-	-	772,951	-	772,951	(772,951)	
23	Annual Business Fees		-	-		-	-	-	
24	Property Rates		-	-	772,951	-	772,951	(772,951)	
Ministry of Lands									
		-	-	-	-	-	-	-	
25	Ground Rent		-	-		-	-	-	
26	Consideration Fees		-	-		-	-	-	
27	Registration Fees		-	-		-	-	-	
28	Preparation fees		-	-		-	-	-	
Ministry of Finance and National Planning									
		-	-	-	-	-	-	-	
29	Dividends from Government Shares		-	-		-	-	-	
30	Revenues from GRZ shareholding sale		-	-		-	-	-	
ZCCM- IH									
		-	-	-	-	-	-	-	
31	Dividends from ZCCM-IH Shares		-	-		-	-	-	
32	Price participation fees		-	-		-	-	-	
33	Revenues from ZCCM-IH shareholding sale		-	-		-	-	-	
34	Revenues from ZCCM-IH mining rights transfer		-	-		-	-	-	
Total payments		-	-	-	54,895,093	-	54,895,093	(54,895,093)	
Social Payments									
		-	-	-					
35	Corporate Social Responsibility In kind payments		-	-					
36	Corporate Social Responsibility cash payments		-	-					

Company name:		LIONS GROUP QUARRIES LIMITED			Reporting period:			2013	
N°	Description of Payment	Per Company			Per Government			Final difference	
		Original	Adjust	Final	Original	Adjust	Final		
	Ministry of Mines, Energy and Water Development	28,800	-	28,800	29,097	-	29,097	(297)	
1	Application Fees	28,800	-	28,800	28,800	-	28,800	-	
2	Licence Fees	-	-	-	-	-	-	-	
3	Area Charges	-	-	-	297	-	297	(297)	
4	Valuation Fees	-	-	-	-	-	-	-	
5	Annual Operating Permit	-	-	-	-	-	-	-	
6	Environmental Protection Fund	-	-	-	-	-	-	-	
	Zambian Revenue Authority (ZRA)	6,754,583	305,268	7,059,851	3,194,637	3,745,702	6,940,339	119,512	
8	Pay- As-You-Earn	2,394,786	(70,702)	2,324,084	414,429	1,909,655	2,324,084	-	
9	Import VAT	-	-	-	-	-	-	-	
10	Mineral Royalty	2,114,137	(52,896)	2,061,241	1,908,604	152,637	2,061,241	-	
11	Company Income Tax (Inc. Provisional Tax)	-	-	-	-	-	-	-	
12	VAT (Net paid)	2,126,147	(92,572)	2,033,575	350,165	1,683,410	2,033,575	-	
13	Import/Customs Duty	-	-	-	-	-	-	-	
14	Withholding Taxes	119,513	32,838	152,351	32,839	-	32,839	119,512	
15	Excise Duty	-	-	-	-	-	-	-	
16	Property Transfer Tax	-	488,600	488,600	488,600	-	488,600	-	
17	Wind Fall Tax	-	-	-	-	-	-	-	
18	Variable profit Tax	-	-	-	-	-	-	-	
19	Advance Income Tax	-	-	-	-	-	-	-	
20	Export Levy	-	-	-	-	-	-	-	
	Local Councils	656,875	(63,266)	593,609	605,891	-	605,891	(12,282)	
23	Annual Business Fees	656,875	(63,266)	593,609	605,891	-	605,891	(12,282)	
24	Property Rates	-	-	-	-	-	-	-	
	Ministry of Lands	-	-	-	-	-	-	-	
25	Ground Rent	-	-	-	-	-	-	-	
26	Consideration Fees	-	-	-	-	-	-	-	
27	Registration Fees	-	-	-	-	-	-	-	
28	Preparation fees	-	-	-	-	-	-	-	
	Ministry of Finance and National Planning	-	-	-	-	-	-	-	
29	Dividends from Government Shares	-	-	-	-	-	-	-	
30	Revenues from GRZ shareholding sale	-	-	-	-	-	-	-	
	ZCCM- IH	-	-	-	-	-	-	-	
31	Dividends from ZCCM-IH Shares	-	-	-	-	-	-	-	
32	Price participation fees	-	-	-	-	-	-	-	
33	Revenues from ZCCM-IH shareholding sale	-	-	-	-	-	-	-	
34	Revenues from ZCCM-IH mining rights transfer	-	-	-	-	-	-	-	
	Total payments	7,440,258	242,002	7,682,260	3,829,625	3,745,702	7,575,327	106,933	
	Social Payments	-	-	-	-	-	-	-	
35	Corporate Social Responsibility In kind payments	-	-	-	-	-	-	-	
36	Corporate Social Responsibility cash payments	-	-	-	-	-	-	-	

Company name:		SCIROCCO ENTERPRISES LIMITED			Reporting period:			2013	
N°	Description of Payment	Per Company			Per Government			Final difference	
		Original	Adjust	Final	Original	Adjust	Final		
	Ministry of Mines, Energy and Water Development	9,000	-	9,000	56,093	-	56,093	(47,093)	
1	Application Fees	-	-	-	810	-	810	(810)	
2	Licence Fees	-	-	-	-	-	-	-	
3	Area Charges	-	-	-	55,283	-	55,283	(55,283)	
4	Valuation Fees	-	-	-	-	-	-	-	
5	Annual Operating Permit	-	-	-	-	-	-	-	
6	Environmental Protection Fund	9,000	-	9,000	-	-	-	9,000	
	Zambian Revenue Authority (ZRA)	7,676,700	-	7,676,700	13,713,411	-	13,713,411	(6,036,711)	
8	Pay- As-You-Earn	2,594,416	-	2,594,416	2,442,408	-	2,442,408	152,008	
9	Import VAT	-	-	-	4,245,926	-	4,245,926	(4,245,926)	
10	Mineral Royalty	-	-	-	514,476	-	514,476	(514,476)	
11	Company Income Tax (Inc. Provisional Tax)	-	-	-	-	-	-	-	
12	VAT (Net paid)	5,082,284	-	5,082,284	6,098,598	-	6,098,598	(1,016,314)	
13	Import/Customs Duty	-	-	-	405,378	-	405,378	(405,378)	
14	Withholding Taxes	-	-	-	-	-	-	-	
15	Excise Duty	-	-	-	6,625	-	6,625	(6,625)	
16	Property Transfer Tax	-	-	-	-	-	-	-	
17	Wind Fall Tax	-	-	-	-	-	-	-	
18	Variable profit Tax	-	-	-	-	-	-	-	
19	Advance Income Tax	-	-	-	-	-	-	-	
20	Export Levy	-	-	-	-	-	-	-	
	Local Councils	-	-	-	-	-	-	-	
23	Annual Business Fees	-	-	-	-	-	-	-	
24	Property Rates	-	-	-	-	-	-	-	
	Ministry of Lands	-	-	-	-	-	-	-	
25	Ground Rent	-	-	-	-	-	-	-	
26	Consideration Fees	-	-	-	-	-	-	-	
27	Registration Fees	-	-	-	-	-	-	-	
28	Preparation fees	-	-	-	-	-	-	-	
	Ministry of Finance and National Planning	-	-	-	-	-	-	-	
29	Dividends from Government Shares	-	-	-	-	-	-	-	
30	Revenues from GRZ shareholding sale	-	-	-	-	-	-	-	
	ZCCM- IH	-	-	-	-	-	-	-	
31	Dividends from ZCCM-IH Shares	-	-	-	-	-	-	-	
32	Price participation fees	-	-	-	-	-	-	-	
33	Revenues from ZCCM-IH shareholding sale	-	-	-	-	-	-	-	
34	Revenues from ZCCM-IH mining rights transfer	-	-	-	-	-	-	-	
	Total payments	7,685,700	-	7,685,700	13,769,504	-	13,769,504	(6,083,804)	
	Social Payments	-	-	-	-	-	-	-	
35	Corporate Social Responsibility In kind payments	-	-	-	-	-	-	-	
36	Corporate Social Responsibility cash payments	-	-	-	-	-	-	-	

Company name:		LUBAMBE COPPER MINE LIMITED			Import/Customs Duty	Reporting period:		2013	
N°	Description of Payment	Per Company			Per Government			Final difference	
		Original	Adjust	Final	Original	Adjust	Final		
Ministry of Mines, Energy and Water Development		-	-	-	5,937	-	5,937	(5,937)	
1	Application Fees	-	-	-	-	-	-	-	
2	Licence Fees	-	-	-	-	-	-	-	
3	Area Charges	-	-	-	3,381	-	3,381	(3,381)	
4	Valuation Fees	-	-	-	2,556	-	2,556	(2,556)	
5	Annual Operating Permit	-	-	-	-	-	-	-	
6	Environmental Protection Fund	-	-	-	-	-	-	-	
Zambian Revenue Authority (ZRA)		173,328,881	(3,948,654)	169,380,227	131,079,227	-	131,079,227	38,301,000	
8	Pay- As-You-Earn	45,132,809	(1,961,338)	43,171,471	29,841,096	-	29,841,096	13,330,375	
9	Import VAT	-	-	-	18,690,534	-	18,690,534	(18,690,534)	
10	Mineral Royalty	48,222,592	(1,987,316)	46,235,276	39,426,088	-	39,426,088	6,809,188	
11	Company Income Tax (Inc. Provisional Tax)	-	-	-	-	-	-	-	
12	VAT (Net paid)	31,049,756	-	31,049,756	24,878,472	-	24,878,472	6,171,284	
13	Import/Customs Duty	28,150,000	-	28,150,000	4,259,733	-	4,259,733	23,890,267	
14	Withholding Taxes	20,773,724	-	20,773,724	6,143,569	-	6,143,569	14,630,155	
15	Excise Duty	-	-	-	11,128	-	11,128	(11,128)	
16	Property Transfer Tax	-	-	-	-	-	-	-	
17	Wind Fall Tax	-	-	-	-	-	-	-	
18	Variable profit Tax	-	-	-	-	-	-	-	
19	Advance Income Tax	-	-	-	25,320	-	25,320	(25,320)	
20	Export Levy	-	-	-	7,803,287	-	7,803,287	(7,803,287)	
Local Councils		-	-	-	-	-	-	-	
23	Annual Business Fees	-	-	-	-	-	-	-	
24	Property Rates	-	-	-	-	-	-	-	
Ministry of Lands		-	-	-	-	-	-	-	
25	Ground Rent	-	-	-	-	-	-	-	
26	Consideration Fees	-	-	-	-	-	-	-	
27	Registration Fees	-	-	-	-	-	-	-	
28	Preparation fees	-	-	-	-	-	-	-	
Ministry of Finance and National Planning		-	-	-	-	-	-	-	
29	Dividends from Government Shares	-	-	-	-	-	-	-	
30	Revenues from GRZ shareholding sale	-	-	-	-	-	-	-	
ZCCM- IH		-	-	-	751,326	(751,326)	-	-	
31	Dividends from ZCCM-IH Shares	-	-	-	751,326	(751,326)	-	-	
32	Price participation fees	-	-	-	-	-	-	-	
33	Revenues from ZCCM-IH shareholding sale	-	-	-	-	-	-	-	
34	Revenues from ZCCM-IH mining rights transfer	-	-	-	-	-	-	-	
Total payments		173,328,881	(3,948,654)	169,380,227	131,836,490	(751,326)	131,085,164	38,295,063	
Social Payments		3,500	-	3,500	-	-	-	-	
35	Corporate Social Responsibility In kind payments	-	-	-	-	-	-	-	
36	Corporate Social Responsibility cash payments	3,500	-	3,500	-	-	-	-	

Company name:		CHAMBISHI METALS PLC			Reporting period:			2013	
N°	Description of Payment	Per Company			Per Government			Final difference	
		Original	Adjust	Final	Original	Adjust	Final		
Ministry of Mines, Energy and Water Development		186,829	-	186,829	6,268	-	6,268	180,561	
1	Application Fees	-	-	-	-	-	-	-	
2	Licence Fees	186,829	-	186,829	-	-	-	186,829	
3	Area Charges	-	-	-	5,008	-	5,008	(5,008)	
4	Valuation Fees	-	-	-	1,260	-	1,260	(1,260)	
5	Annual Operating Permit	-	-	-	-	-	-	-	
6	Environmental Protection Fund	-	-	-	-	-	-	-	
Zambian Revenue Authority (ZRA)		249,487,856	5,179,749	254,667,605	295,382,607	1,315,951	296,698,558	(42,030,953)	
8	Pay- As-You-Earn	13,414,416	-	13,414,416	33,801,170	(379,743)	33,421,427	(20,007,011)	
9	Import VAT	226,024,702	-	226,024,702	234,522,790	-	234,522,790	(8,498,088)	
10	Mineral Royalty	-	-	-	-	-	-	-	
11	Company Income Tax (Inc. Provisional Tax)	486,236	-	486,236	15,177,334	242,337	15,419,671	(14,933,435)	
12	VAT (Net paid)	-	4,213,749	4,213,749	2,236,304	-	2,236,304	1,977,445	
13	Import/Customs Duty	2,476,399	-	2,476,399	2,725,612	-	2,725,612	(249,213)	
14	Withholding Taxes	5,749,997	-	5,749,997	4,296,640	1,453,357	5,749,997	-	
15	Excise Duty	1,336,106	-	1,336,106	1,655,619	-	1,655,619	(319,513)	
16	Property Transfer Tax	-	966,000	966,000	966,000	-	966,000	-	
17	Wind Fall Tax	-	-	-	-	-	-	-	
18	Variable profit Tax	-	-	-	-	-	-	-	
19	Advance Income Tax	-	-	-	-	-	-	-	
20	Export Levy	-	-	-	1,138	-	1,138	(1,138)	
Local Councils		2,003,000	-	2,003,000	2,000,000	-	2,000,000	3,000	
23	Annual Business Fees	-	-	-	-	-	-	-	
24	Property Rates	2,003,000	-	2,003,000	2,000,000	-	2,000,000	3,000	
Ministry of Lands		15,598	-	15,598	-	-	-	15,598	
25	Ground Rent	15,598	-	15,598	-	-	-	15,598	
26	Consideration Fees	-	-	-	-	-	-	-	
27	Registration Fees	-	-	-	-	-	-	-	
28	Preparation fees	-	-	-	-	-	-	-	
Ministry of Finance and National Planning		-	-	-	-	-	-	-	
29	Dividends from Government Shares	-	-	-	-	-	-	-	
30	Revenues from GRZ shareholding sale	-	-	-	-	-	-	-	
ZCCM- IH		-	-	-	-	-	-	-	
31	Dividends from ZCCM-IH Shares	-	-	-	-	-	-	-	
32	Price participation fees	-	-	-	-	-	-	-	
33	Revenues from ZCCM-IH shareholding sale	-	-	-	-	-	-	-	
34	Revenues from ZCCM-IH mining rights transfer	-	-	-	-	-	-	-	
Total payments		251,693,283	5,179,749	256,873,032	297,388,875	1,315,951	298,704,826	(41,831,794)	
Social Payments		77,641	-	77,641	-	-	-	-	
35	Corporate Social Responsibility In kind payments	77,641	-	77,641	-	-	-	-	
36	Corporate Social Responsibility cash payments	-	-	-	-	-	-	-	

Company name:		SINO-METALS LEACH ZAMBIA LTD			Reporting period:			2013	
N°	Description of Payment	Per Company			Per Government			Final difference	
		Original	Adjust	Final	Original	Adjust	Final		
	Ministry of Mines, Energy and Water Development	10,626	-	10,626	11,301	-	11,301	(675)	
1	Application Fees	648	-	648	-	-	-	648	
2	Licence Fees	9,978	-	9,978	-	-	-	9,978	
3	Area Charges	-	-	-	9,708	-	9,708	(9,708)	
4	Valuation Fees	-	-	-	1,593	-	1,593	(1,593)	
5	Annual Operating Permit	-	-	-	-	-	-	-	
6	Environmental Protection Fund	-	-	-	-	-	-	-	
	Zambian Revenue Authority (ZRA)	14,471,368	(258,464)	14,212,904	21,625,393	-	21,625,393	(7,412,489)	
8	Pay- As-You-Earn	2,069,464	(258,464)	1,811,000	2,537,309	(860,693)	1,676,616	134,384	
9	Import VAT	2,963,076	-	2,963,076	4,005,074	-	4,005,074	(1,041,998)	
10	Mineral Royalty	5,359,860	-	5,359,860	8,196,397	1,012,091	9,208,488	(3,848,628)	
11	Company Income Tax (Inc. Provisional Tax)	481,250	-	481,250	2,660,842	(151,398)	2,509,444	(2,028,194)	
12	VAT (Net paid)	1,495,809	-	1,495,809	1,495,809	-	1,495,809	-	
13	Import/Customs Duty	2,101,909	-	2,101,909	2,729,962	-	2,729,962	(628,053)	
14	Withholding Taxes	-	-	-	-	-	-	-	
15	Excise Duty	-	-	-	-	-	-	-	
16	Property Transfer Tax	-	-	-	-	-	-	-	
17	Wind Fall Tax	-	-	-	-	-	-	-	
18	Variable profit Tax	-	-	-	-	-	-	-	
19	Advance Income Tax	-	-	-	-	-	-	-	
20	Export Levy	-	-	-	-	-	-	-	
	Local Councils	800,000	-	800,000	800,000	-	800,000	-	
23	Annual Business Fees	-	-	-	-	-	-	-	
24	Property Rates	800,000	-	800,000	800,000	-	800,000	-	
	Ministry of Lands	-	-	-	-	-	-	-	
25	Ground Rent	-	-	-	-	-	-	-	
26	Consideration Fees	-	-	-	-	-	-	-	
27	Registration Fees	-	-	-	-	-	-	-	
28	Preparation fees	-	-	-	-	-	-	-	
	Ministry of Finance and National Planning	-	-	-	-	-	-	-	
29	Dividends from Government Shares	-	-	-	-	-	-	-	
30	Revenues from GRZ shareholding sale	-	-	-	-	-	-	-	
	ZCCM- IH	-	-	-	-	-	-	-	
31	Dividends from ZCCM-IH Shares	-	-	-	-	-	-	-	
32	Price participation fees	-	-	-	-	-	-	-	
33	Revenues from ZCCM-IH shareholding sale	-	-	-	-	-	-	-	
34	Revenues from ZCCM-IH mining rights transfer	-	-	-	-	-	-	-	
	Total payments	15,281,994	(258,464)	15,023,530	22,436,694	-	22,436,694	(7,413,164)	
	Social Payments	456,487	-	456,487	-	-	-	-	
35	Corporate Social Responsibility In kind payments	-	-	-	-	-	-	-	
36	Corporate Social Responsibility cash payments	456,487	-	456,487	-	-	-	-	

Company name:		NDOLA LIME COMPANY LIMITED			Reporting period:			2013	
N°	Description of Payment	Per Company			Per Government			Final difference	
		Original	Adjust	Final	Original	Adjust	Final		
	Ministry of Mines, Energy and Water Development	9,006	-	9,006	1,035	-	1,035	7,971	
1	Application Fees	-	-	-	-	-	-	-	
2	Licence Fees	8,016	-	8,016	-	-	-	8,016	
3	Area Charges	-	-	-	720	-	720	(720)	
4	Valuation Fees	-	-	-	315	-	315	(315)	
5	Annual Operating Permit	990	-	990	-	-	-	990	
6	Environmental Protection Fund	-	-	-	-	-	-	-	
	Zambian Revenue Authority (ZRA)	24,365,869	-	24,365,869	22,229,571	-	22,229,571	2,136,298	
8	Pay- As-You-Earn	12,222,048	-	12,222,048	14,013,461	-	14,013,461	(1,791,413)	
9	Import VAT	2,443,880	-	2,443,880	2,780,444	-	2,780,444	(336,564)	
10	Mineral Royalty	913,338	-	913,338	913,338	-	913,338	-	
11	Company Income Tax (Inc. Provisional Tax)	2,991,030	-	2,991,030	2,891,030	-	2,891,030	100,000	
12	VAT (Net paid)	810,563	-	810,563	810,563	-	810,563	-	
13	Import/Customs Duty	628,210	-	628,210	820,422	-	820,422	(192,212)	
14	Withholding Taxes	4,356,800	-	4,356,800	-	-	-	4,356,800	
15	Excise Duty	-	-	-	313	-	313	(313)	
16	Property Transfer Tax	-	-	-	-	-	-	-	
17	Wind Fall Tax	-	-	-	-	-	-	-	
18	Variable profit Tax	-	-	-	-	-	-	-	
19	Advance Income Tax	-	-	-	-	-	-	-	
20	Export Levy	-	-	-	-	-	-	-	
	Local Councils	543,365	-	543,365	493,886	-	493,886	49,479	
23	Annual Business Fees	-	-	-	-	-	-	-	
24	Property Rates	543,365	-	543,365	493,886	-	493,886	49,479	
	Ministry of Lands	-	-	-	-	-	-	-	
25	Ground Rent	-	-	-	-	-	-	-	
26	Consideration Fees	-	-	-	-	-	-	-	
27	Registration Fees	-	-	-	-	-	-	-	
28	Preparation fees	-	-	-	-	-	-	-	
	Ministry of Finance and National Planning	-	-	-	-	-	-	-	
29	Dividends from Government Shares	-	-	-	-	-	-	-	
30	Revenues from GRZ shareholding sale	-	-	-	-	-	-	-	
	ZCCM- IH	-	-	-	-	-	-	-	
31	Dividends from ZCCM-IH Shares	-	-	-	-	-	-	-	
32	Price participation fees	-	-	-	-	-	-	-	
33	Revenues from ZCCM-IH shareholding sale	-	-	-	-	-	-	-	
34	Revenues from ZCCM-IH mining rights transfer	-	-	-	-	-	-	-	
	Total payments	24,918,240	-	24,918,240	22,724,492	-	22,724,492	2,193,748	
	Social Payments	301,533	-	301,533					
35	Corporate Social Responsibility In kind payments	230,613	-	230,613					
36	Corporate Social Responsibility cash payments	70,920	-	70,920					

Company name:		MAAMBA COLLIERIES LIMITED			Reporting period:			2013	
N°	Description of Payment	Per Company			Per Government			Final difference	
		Original	Adjust	Final	Original	Adjust	Final		
Ministry of Mines, Energy and Water Development		35,308	(30,838)	4,470	5,535	-	5,535	(1,065)	
1	Application Fees		-	-		-	-	-	
2	Licence Fees	3,480	-	3,480		-	-	3,480	
3	Area Charges	30,838	(30,838)	-	4,545	-	4,545	(4,545)	
4	Valuation Fees		-	-	990	-	990	(990)	
5	Annual Operating Permit	990	-	990		-	-	990	
6	Environmental Protection Fund	-	-	-		-	-	-	
Zambian Revenue Authority (ZRA)		27,165,133	850,801	28,015,934	24,994,209	2,096,450	27,090,659	925,275	
8	Pay- As-You-Earn	4,027,444	319,940	4,347,384	13,293,265	(8,945,881)	4,347,384	-	
9	Import VAT	2,280,616	(265,095)	2,015,521	1,089,332	-	1,089,332	926,189	
10	Mineral Royalty	3,549,549	-	3,549,549	2,567,830	981,719	3,549,549	-	
11	Company Income Tax (Inc. Provisional Tax)	1,605,113	-	1,605,113	1,605,113	-	1,605,113	-	
12	VAT (Net paid)		530,861	530,861	1,195,291	(664,430)	530,861	-	
13	Import/Customs Duty	429,211	265,095	694,306	694,306	-	694,306	-	
14	Withholding Taxes	15,273,200	-	15,273,200	4,548,158	10,725,042	15,273,200	-	
15	Excise Duty		-	-		-	-	-	
16	Property Transfer Tax		-	-	912	-	912	(912)	
17	Wind Fall Tax		-	-		-	-	-	
18	Variable profit Tax		-	-		-	-	-	
19	Advance Income Tax		-	-		-	-	-	
20	Export Levy		-	-	2	-	2	(2)	
Local Councils		70,527	30,838	101,365	87,748	16,350	104,098	(2,733)	
23	Annual Business Fees	16,350	50,838	67,188	53,571	16,350	69,921	(2,733)	
24	Property Rates	54,177	(20,000)	34,177	34,177	-	34,177	-	
Ministry of Lands		-	-	-	-	-	-	-	
25	Ground Rent		-	-		-	-	-	
26	Consideration Fees		-	-		-	-	-	
27	Registration Fees		-	-		-	-	-	
28	Preparation fees		-	-		-	-	-	
Ministry of Finance and National Planning		-	-	-	-	-	-	-	
29	Dividends from Government Shares		-	-		-	-	-	
30	Revenues from GRZ shareholding sale		-	-		-	-	-	
ZCCM- IH		-	-	-	-	-	-	-	
31	Dividends from ZCCM-IH Shares		-	-		-	-	-	
32	Price participation fees		-	-		-	-	-	
33	Revenues from ZCCM-IH shareholding sale		-	-		-	-	-	
34	Revenues from ZCCM-IH mining rights transfer		-	-		-	-	-	
Total payments		27,270,968	850,801	28,121,769	25,087,492	2,112,800	27,200,292	921,477	
Social Payments		3,414,095	-	3,414,095	-	-	-	-	
35	Corporate Social Responsibility In kind payments	-	-	-		-	-	-	
36	Corporate Social Responsibility cash payments	3,414,095	-	3,414,095		-	-	-	

Company name:		SAN HE (ZAMBIA) LIMITED			Reporting period:			2013	
N°	Description of Payment	Per Company			Per Government			Final difference	
		Original	Adjust	Final	Original	Adjust	Final		
Ministry of Mines, Energy and Water Development		-	-	-	1,629	-	1,629	(1,629)	
1	Application Fees	-	-	-	-	-	-	-	
2	Licence Fees	-	-	-	-	-	-	-	
3	Area Charges	-	-	-	-	-	-	-	
4	Valuation Fees	-	-	-	1,629	-	1,629	(1,629)	
5	Annual Operating Permit	-	-	-	-	-	-	-	
6	Environmental Protection Fund	-	-	-	-	-	-	-	
Zambian Revenue Authority (ZRA)		2,069,756	-	2,069,756	2,701,289	-	2,701,289	(631,533)	
8	Pay- As-You-Earn	45,315	-	45,315	41,475	-	41,475	3,840	
9	Import VAT	200,611	-	200,611	202,919	-	202,919	(2,308)	
10	Mineral Royalty	1,823,830	-	1,823,830	1,950,838	-	1,950,838	(127,008)	
11	Company Income Tax (Inc. Provisional Tax)	-	-	-	-	-	-	-	
12	VAT (Net paid)	-	-	-	200,611	-	200,611	(200,611)	
13	Import/Customs Duty	-	-	-	166,569	-	166,569	(166,569)	
14	Withholding Taxes	-	-	-	-	-	-	-	
15	Excise Duty	-	-	-	4,095	-	4,095	(4,095)	
16	Property Transfer Tax	-	-	-	-	-	-	-	
17	Wind Fall Tax	-	-	-	-	-	-	-	
18	Variable profit Tax	-	-	-	-	-	-	-	
19	Advance Income Tax	-	-	-	-	-	-	-	
20	Export Levy	-	-	-	134,782	-	134,782	(134,782)	
Local Councils		26,172	-	26,172	19,172	-	19,172	7,000	
23	Annual Business Fees	-	-	-	-	-	-	-	
24	Property Rates	26,172	-	26,172	19,172	-	19,172	7,000	
Ministry of Lands		-	-	-	-	-	-	-	
25	Ground Rent	-	-	-	-	-	-	-	
26	Consideration Fees	-	-	-	-	-	-	-	
27	Registration Fees	-	-	-	-	-	-	-	
28	Preparation fees	-	-	-	-	-	-	-	
Ministry of Finance and National Planning		-	-	-	-	-	-	-	
29	Dividends from Government Shares	-	-	-	-	-	-	-	
30	Revenues from GRZ shareholding sale	-	-	-	-	-	-	-	
ZCCM- IH		-	-	-	-	-	-	-	
31	Dividends from ZCCM-IH Shares	-	-	-	-	-	-	-	
32	Price participation fees	-	-	-	-	-	-	-	
33	Revenues from ZCCM-IH shareholding sale	-	-	-	-	-	-	-	
34	Revenues from ZCCM-IH mining rights transfer	-	-	-	-	-	-	-	
Total payments		2,095,928	-	2,095,928	2,722,090	-	2,722,090	(626,162)	
Social Payments		-	-	-	-	-	-	-	
35	Corporate Social Responsibility In kind payments	-	-	-	-	-	-	-	
36	Corporate Social Responsibility cash payments	-	-	-	-	-	-	-	

Company name:		SABLE ZINC KABWE LIMITED			Reporting period:			2013	
N°	Description of Payment	Per Company			Per Government			Final difference	
		Original	Adjust	Final	Original	Adjust	Final		
Ministry of Mines, Energy and Water Development		2,960	-	2,960	675	-	675	2,285	
1	Application Fees	-	-	-	45	-	45	(45)	
2	Licence Fees	-	-	-	-	-	-	-	
3	Area Charges	-	-	-	-	-	-	-	
4	Valuation Fees	-	-	-	630	-	630	(630)	
5	Annual Operating Permit	2,960	-	2,960	-	-	-	2,960	
6	Environmental Protection Fund	-	-	-	-	-	-	-	
Zambian Revenue Authority (ZRA)		5,958,611	-	5,958,611	222,217,791	-	222,217,791	(216,259,180)	
8	Pay- As-You-Earn	5,044,661	-	5,044,661	4,112,757	-	4,112,757	931,904	
9	Import VAT	-	-	-	216,063,392	-	216,063,392	(216,063,392)	
10	Mineral Royalty	-	-	-	-	-	-	-	
11	Company Income Tax (Inc. Provisional Tax)	-	-	-	226,961	-	226,961	(226,961)	
12	VAT (Net paid)	-	-	-	603,288	-	603,288	(603,288)	
13	Import/Customs Duty	-	-	-	1,054,420	-	1,054,420	(1,054,420)	
14	Withholding Taxes	913,950	-	913,950	156,973	-	156,973	756,977	
15	Excise Duty	-	-	-	-	-	-	-	
16	Property Transfer Tax	-	-	-	-	-	-	-	
17	Wind Fall Tax	-	-	-	-	-	-	-	
18	Variable profit Tax	-	-	-	-	-	-	-	
19	Advance Income Tax	-	-	-	-	-	-	-	
20	Export Levy	-	-	-	-	-	-	-	
Local Councils		57,613	-	57,613	57,613	-	57,613	-	
23	Annual Business Fees	-	-	-	-	-	-	-	
24	Property Rates	57,613	-	57,613	57,613	-	57,613	-	
Ministry of Lands		-	-	-	-	-	-	-	
25	Ground Rent	-	-	-	-	-	-	-	
26	Consideration Fees	-	-	-	-	-	-	-	
27	Registration Fees	-	-	-	-	-	-	-	
28	Preparation fees	-	-	-	-	-	-	-	
Ministry of Finance and National Planning		-	-	-	-	-	-	-	
29	Dividends from Government Shares	-	-	-	-	-	-	-	
30	Revenues from GRZ shareholding sale	-	-	-	-	-	-	-	
ZCCM- IH		-	-	-	-	-	-	-	
31	Dividends from ZCCM-IH Shares	-	-	-	-	-	-	-	
32	Price participation fees	-	-	-	-	-	-	-	
33	Revenues from ZCCM-IH shareholding sale	-	-	-	-	-	-	-	
34	Revenues from ZCCM-IH mining rights transfer	-	-	-	-	-	-	-	
Total payments		6,019,184	-	6,019,184	222,276,079	-	222,276,079	(216,256,895)	
Social Payments		-	-	-	-	-	-	-	
35	Corporate Social Responsibility In kind payments	-	-	-	-	-	-	-	
36	Corporate Social Responsibility cash payments	-	-	-	-	-	-	-	

Company name:		ALBIDON ZAMBIA LIMITED			Reporting period:			2013	
N°	Description of Payment	Per Company			Per Government			Final difference	
		Original	Adjust	Final	Original	Adjust	Final		
Ministry of Mines, Energy and Water Development		-	-	-	-	-	-	-	
1	Application Fees	-	-	-	-	-	-	-	
2	Licence Fees	-	-	-	-	-	-	-	
3	Area Charges	-	-	-	-	-	-	-	
4	Valuation Fees	-	-	-	-	-	-	-	
5	Annual Operating Permit	-	-	-	-	-	-	-	
6	Environmental Protection Fund	-	-	-	-	-	-	-	
Zambian Revenue Authority (ZRA)		1,770,311	-	1,770,311	1,770,311	-	1,770,311	-	
8	Pay- As-You-Earn	1,146,696	-	1,146,696	1,770,311	(623,615)	1,146,696	-	
9	Import VAT	-	-	-	-	-	-	-	
10	Mineral Royalty	-	-	-	-	-	-	-	
11	Company Income Tax (Inc. Provisional Tax)	-	-	-	-	-	-	-	
12	VAT (Net paid)	-	-	-	-	-	-	-	
13	Import/Customs Duty	-	-	-	-	-	-	-	
14	Withholding Taxes	623,615	-	623,615	-	623,615	623,615	-	
15	Excise Duty	-	-	-	-	-	-	-	
16	Property Transfer Tax	-	-	-	-	-	-	-	
17	Wind Fall Tax	-	-	-	-	-	-	-	
18	Variable profit Tax	-	-	-	-	-	-	-	
19	Advance Income Tax	-	-	-	-	-	-	-	
20	Export Levy	-	-	-	-	-	-	-	
Local Councils		450,500	-	450,500	446,250	-	446,250	4,250	
23	Annual Business Fees	-	-	-	-	-	-	-	
24	Property Rates	450,500	-	450,500	446,250	-	446,250	4,250	
Ministry of Lands		-	-	-	160,128	-	160,128	(160,128)	
25	Ground Rent	-	-	-	160,128	-	160,128	(160,128)	
26	Consideration Fees	-	-	-	-	-	-	-	
27	Registration Fees	-	-	-	-	-	-	-	
28	Preparation fees	-	-	-	-	-	-	-	
Ministry of Finance and National Planning		-	-	-	-	-	-	-	
29	Dividends from Government Shares	-	-	-	-	-	-	-	
30	Revenues from GRZ shareholding sale	-	-	-	-	-	-	-	
ZCCM- IH		-	-	-	-	-	-	-	
31	Dividends from ZCCM-IH Shares	-	-	-	-	-	-	-	
32	Price participation fees	-	-	-	-	-	-	-	
33	Revenues from ZCCM-IH shareholding sale	-	-	-	-	-	-	-	
34	Revenues from ZCCM-IH mining rights transfer	-	-	-	-	-	-	-	
Total payments		2,220,811	-	2,220,811	2,376,689	-	2,376,689	(155,878)	
Social Payments		510,315	-	510,315	-	-	-	-	
35	Corporate Social Responsibility In kind payments	-	-	-	-	-	-	-	
36	Corporate Social Responsibility cash payments	510,315	-	510,315	-	-	-	-	

Company name:		KALUMBILA MINERALS LIMITED			KALUMBILA MINERALS	Reporting period:		2013	
N°	Description of Payment	Per Company			Per Government			Final difference	
		Original	Adjust	Final	Original	Adjust	Final		
Ministry of Mines, Energy and Water Development		1,027,846	-	1,027,846	1,029,646	-	1,029,646	(1,800)	
1	Application Fees	28,800	-	28,800	28,800	-	28,800	-	
2	Licence Fees	-	-	-	1,800	-	1,800	(1,800)	
3	Area Charges	999,046	-	999,046	999,046	-	999,046	-	
4	Valuation Fees	-	-	-	-	-	-	-	
5	Annual Operating Permit	-	-	-	-	-	-	-	
6	Environmental Protection Fund	-	-	-	-	-	-	-	
Zambian Revenue Authority (ZRA)		600,734,367	(3,820,255)	596,914,112	579,785,485	-	579,785,485	17,128,627	
8	Pay- As-You-Earn	30,896,436	(3,820,255)	27,076,181	45,707,620	-	45,707,620	(18,631,439)	
9	Import VAT	494,720,288	-	494,720,288	483,078,632	-	483,078,632	11,641,656	
10	Mineral Royalty	-	-	-	-	-	-	-	
11	Company Income Tax (Inc. Provisional Tax)	-	-	-	-	-	-	-	
12	VAT (Net paid)	-	-	-	-	-	-	-	
13	Import/Customs Duty	46,412,126	-	46,412,126	45,331,362	-	45,331,362	1,080,764	
14	Withholding Taxes	28,705,517	-	28,705,517	5,320,263	-	5,320,263	23,385,254	
15	Excise Duty	-	-	-	338,986	-	338,986	(338,986)	
16	Property Transfer Tax	-	-	-	-	-	-	-	
17	Wind Fall Tax	-	-	-	-	-	-	-	
18	Variable profit Tax	-	-	-	-	-	-	-	
19	Advance Income Tax	-	-	-	8,622	-	8,622	(8,622)	
20	Export Levy	-	-	-	-	-	-	-	
Local Councils		-	-	-	-	-	-	-	
23	Annual Business Fees	-	-	-	-	-	-	-	
24	Property Rates	-	-	-	-	-	-	-	
Ministry of Lands		-	-	-	-	-	-	-	
25	Ground Rent	-	-	-	-	-	-	-	
26	Consideration Fees	-	-	-	-	-	-	-	
27	Registration Fees	-	-	-	-	-	-	-	
28	Preparation fees	-	-	-	-	-	-	-	
Ministry of Finance and National Planning		-	-	-	-	-	-	-	
29	Dividends from Government Shares	-	-	-	-	-	-	-	
30	Revenues from GRZ shareholding sale	-	-	-	-	-	-	-	
ZCCM- IH		-	-	-	-	-	-	-	
31	Dividends from ZCCM-IH Shares	-	-	-	-	-	-	-	
32	Price participation fees	-	-	-	-	-	-	-	
33	Revenues from ZCCM-IH shareholding sale	-	-	-	-	-	-	-	
34	Revenues from ZCCM-IH mining rights transfer	-	-	-	-	-	-	-	
Total payments		601,762,213	(3,820,255)	597,941,958	580,815,131	-	580,815,131	17,126,827	
Social Payments		95,187,633	-	95,187,633	-	-	-	-	
35	Corporate Social Responsibility In kind payments	90,253,631	-	90,253,631	-	-	-	-	
36	Corporate Social Responsibility cash payments	4,934,002	-	4,934,002	-	-	-	-	

Company name:		GRIZZLY MINING LIMITED			Reporting period:			2013	
N°	Description of Payment	Per Company			Per Government			Final difference	
		Original	Adjust	Final	Original	Adjust	Final		
Ministry of Mines, Energy and Water Development		15,255	-	15,255	8,460	-	8,460	6,795	
1	Application Fees	4,995	-	4,995	-	-	-	4,995	
2	Licence Fees	1,800	-	1,800	-	-	-	1,800	
3	Area Charges	-	-	-	-	-	-	-	
4	Valuation Fees	8,460	-	8,460	8,460	-	8,460	-	
5	Annual Operating Permit	-	-	-	-	-	-	-	
6	Environmental Protection Fund	-	-	-	-	-	-	-	
Zambian Revenue Authority (ZRA)		2,144,521	-	2,144,521	2,120,227	-	2,120,227	24,294	
8	Pay- As-You-Earn	1,158,953	-	1,158,953	1,158,843	-	1,158,843	110	
9	Import VAT	29,452	-	29,452	2,748	-	2,748	26,704	
10	Mineral Royalty	956,116	-	956,116	956,117	-	956,117	(1)	
11	Company Income Tax (Inc. Provisional Tax)	-	-	-	-	-	-	-	
12	VAT (Net paid)	-	-	-	-	-	-	-	
13	Import/Customs Duty	-	-	-	2,519	-	2,519	(2,519)	
14	Withholding Taxes	-	-	-	-	-	-	-	
15	Excise Duty	-	-	-	-	-	-	-	
16	Property Transfer Tax	-	-	-	-	-	-	-	
17	Wind Fall Tax	-	-	-	-	-	-	-	
18	Variable profit Tax	-	-	-	-	-	-	-	
19	Advance Income Tax	-	-	-	-	-	-	-	
20	Export Levy	-	-	-	-	-	-	-	
Local Councils		39,566	-	39,566	106,845	-	106,845	(67,279)	
23	Annual Business Fees	15,970	-	15,970	-	-	-	15,970	
24	Property Rates	23,596	-	23,596	106,845	-	106,845	(83,249)	
Ministry of Lands		-	-	-	300	-	300	(300)	
25	Ground Rent	-	-	-	-	-	-	-	
26	Consideration Fees	-	-	-	-	-	-	-	
27	Registration Fees	-	-	-	300	-	300	(300)	
28	Preparation fees	-	-	-	-	-	-	-	
Ministry of Finance and National Planning		-	-	-	-	-	-	-	
29	Dividends from Government Shares	-	-	-	-	-	-	-	
30	Revenues from GRZ shareholding sale	-	-	-	-	-	-	-	
ZCCM- IH		-	-	-	-	-	-	-	
31	Dividends from ZCCM-IH Shares	-	-	-	-	-	-	-	
32	Price participation fees	-	-	-	-	-	-	-	
33	Revenues from ZCCM-IH shareholding sale	-	-	-	-	-	-	-	
34	Revenues from ZCCM-IH mining rights transfer	-	-	-	-	-	-	-	
Total payments		2,199,342	-	2,199,342	2,235,832	-	2,235,832	(36,490)	
Social Payments		57,000	-	57,000					
35	Corporate Social Responsibility In kind payments	-	-	-					
36	Corporate Social Responsibility cash payments	57,000	-	57,000					

Company name:		DOLOMITE AGGREGATES LIMITED			Reporting period:			2013	
N°	Description of Payment	Per Company			Per Government			Final difference	
		Original	Adjust	Final	Original	Adjust	Final		
Ministry of Mines, Energy and Water Development		-	-	-	315	-	315	(315)	
1	Application Fees	-	-	-	-	-	-	-	
2	Licence Fees	-	-	-	-	-	-	-	
3	Area Charges	-	-	-	-	-	-	-	
4	Valuation Fees	-	-	-	315	-	315	(315)	
5	Annual Operating Permit	-	-	-	-	-	-	-	
6	Environmental Protection Fund	-	-	-	-	-	-	-	
Zambian Revenue Authority (ZRA)		4,752,586	159,046	4,911,632	1,557,747	3,357,785	4,915,532	(3,900)	
8	Pay- As-You-Earn	615,851	67,032	682,883	116,264	566,619	682,883	-	
9	Import VAT	-	-	-	-	-	-	-	
10	Mineral Royalty	1,377,602	92,014	1,469,616	1,365,140	104,476	1,469,616	-	
11	Company Income Tax (Inc. Provisional Tax)	-	-	-	-	-	-	-	
12	VAT (Net paid)	2,724,033	-	2,724,033	64,643	2,659,390	2,724,033	-	
13	Import/Customs Duty	-	-	-	-	-	-	-	
14	Withholding Taxes	35,100	-	35,100	11,700	27,300	39,000	(3,900)	
15	Excise Duty	-	-	-	-	-	-	-	
16	Property Transfer Tax	-	-	-	-	-	-	-	
17	Wind Fall Tax	-	-	-	-	-	-	-	
18	Variable profit Tax	-	-	-	-	-	-	-	
19	Advance Income Tax	-	-	-	-	-	-	-	
20	Export Levy	-	-	-	-	-	-	-	
Local Councils		38,018	-	38,018	-	-	-	38,018	
23	Annual Business Fees	38,018	-	38,018	-	-	-	38,018	
24	Property Rates	-	-	-	-	-	-	-	
Ministry of Lands		319,520	-	319,520	-	-	-	319,520	
25	Ground Rent	319,520	-	319,520	-	-	-	319,520	
26	Consideration Fees	-	-	-	-	-	-	-	
27	Registration Fees	-	-	-	-	-	-	-	
28	Preparation fees	-	-	-	-	-	-	-	
Ministry of Finance and National Planning		-	-	-	-	-	-	-	
29	Dividends from Government Shares	-	-	-	-	-	-	-	
30	Revenues from GRZ shareholding sale	-	-	-	-	-	-	-	
ZCCM- IH		-	-	-	-	-	-	-	
31	Dividends from ZCCM-IH Shares	-	-	-	-	-	-	-	
32	Price participation fees	-	-	-	-	-	-	-	
33	Revenues from ZCCM-IH shareholding sale	-	-	-	-	-	-	-	
34	Revenues from ZCCM-IH mining rights transfer	-	-	-	-	-	-	-	
Total payments		5,110,124	159,046	5,269,170	1,558,062	3,357,785	4,915,847	353,323	
Social Payments		-	-	-	-	-	-	-	
35	Corporate Social Responsibility In kind payments	-	-	-	-	-	-	-	
36	Corporate Social Responsibility cash payments	-	-	-	-	-	-	-	

		Company name: UNIVERSAL MINING & CHEMICAL INDUSTRIES LIMITED			UNIVERSAL MINING	Reporting period:		2013	
N°	Description of Payment	Per Company			Per Government			Final difference	
		Original	Adjust	Final	Original	Adjust	Final		
Ministry of Mines, Energy and Water Development		11,925	-	11,925	-	-	-	11,925	
1	Application Fees		-	-		-	-	-	
2	Licence Fees		-	-		-	-	-	
3	Area Charges	11,925	-	11,925		-	-	11,925	
4	Valuation Fees		-	-		-	-	-	
5	Annual Operating Permit		-	-		-	-	-	
6	Environmental Protection Fund		-	-		-	-	-	
Zambian Revenue Authority (ZRA)		-	-	-	14,805,065	(14,805,065)	-	-	
8	Pay- As-You-Earn		-	-	2,863,317	(2,863,317)	-	-	
9	Import VAT		-	-	7,379,103	(7,379,103)	-	-	
10	Mineral Royalty		-	-	360	(360)	-	-	
11	Company Income Tax (Inc. Provisional Tax)		-	-	-	-	-	-	
12	VAT (Net paid)		-	-	2,532,952	(2,532,952)	-	-	
13	Import/Customs Duty		-	-	1,956,049	(1,956,049)	-	-	
14	Withholding Taxes		-	-	49,273	(49,273)	-	-	
15	Excise Duty		-	-	23,042	(23,042)	-	-	
16	Property Transfer Tax		-	-	-	-	-	-	
17	Wind Fall Tax		-	-	-	-	-	-	
18	Variable profit Tax		-	-	-	-	-	-	
19	Advance Income Tax		-	-	202	(202)	-	-	
20	Export Levy		-	-	767	(767)	-	-	
Local Councils		8,787	(8,787)	-	7,150	(7,150)	-	-	
23	Annual Business Fees	7,150	(7,150)	-	7,150	(7,150)	-	-	
24	Property Rates	1,637	(1,637)	-	-	-	-	-	
Ministry of Lands		2,092	(2,092)	-	2,561	(2,561)	-	-	
25	Ground Rent	455	(455)	-	465	(465)	-	-	
26	Consideration Fees	1,500	(1,500)	-	2,000	(2,000)	-	-	
27	Registration Fees	46	(46)	-	46	(46)	-	-	
28	Preparation fees	91	(91)	-	50	(50)	-	-	
Ministry of Finance and National Planning		-	-	-	-	-	-	-	
29	Dividends from Government Shares		-	-		-	-	-	
30	Revenues from GRZ shareholding sale		-	-		-	-	-	
ZCCM- IH		-	-	-	-	-	-	-	
31	Dividends from ZCCM-IH Shares		-	-		-	-	-	
32	Price participation fees		-	-		-	-	-	
33	Revenues from ZCCM-IH shareholding sale		-	-		-	-	-	
34	Revenues from ZCCM-IH mining rights transfer		-	-		-	-	-	
Total payments		22,804	(10,879)	11,925	14,814,776	(14,814,776)	-	11,925	
Social Payments		-	-	-	-	-	-	-	
35	Corporate Social Responsibility In kind payments		-	-		-	-	-	
36	Corporate Social Responsibility cash payments		-	-		-	-	-	

Company name:		CHAMBISHI COPPER SMELTER LIMITED			Reporting period:			2013	
N°	Description of Payment	Per Company			Per Government			Final difference	
		Original	Adjust	Final	Original	Adjust	Final		
Ministry of Mines, Energy and Water Development		-	-	-	945	-	945	(945)	
1	Application Fees		-	-		-	-	-	
2	Licence Fees		-	-		-	-	-	
3	Area Charges		-	-		-	-	-	
4	Valuation Fees		-	-	945	-	945	(945)	
5	Annual Operating Permit		-	-		-	-	-	
6	Environmental Protection Fund		-	-		-	-	-	
Zambian Revenue Authority (ZRA)		32,534,604	-	32,534,604	40,883,700	-	40,883,700	(8,349,096)	
8	Pay- As-You-Earn	2,977,378	-	2,977,378	6,665,469	-	6,665,469	(3,688,091)	
9	Import VAT	27,705,020	-	27,705,020	28,178,650	-	28,178,650	(473,630)	
10	Mineral Royalty		-	-		-	-	-	
11	Company Income Tax (Inc. Provisional Tax)	181,362	-	181,362	4,264,722	-	4,264,722	(4,083,360)	
12	VAT (Net paid)		-	-		-	-	-	
13	Import/Customs Duty	1,601,038	-	1,601,038	1,700,420	-	1,700,420	(99,382)	
14	Withholding Taxes	48,177	-	48,177		-		48,177	
15	Excise Duty		-	-	50,043	-	50,043	(50,043)	
16	Property Transfer Tax		-	-		-	-	-	
17	Wind Fall Tax		-	-		-	-	-	
18	Variable profit Tax		-	-		-	-	-	
19	Advance Income Tax	21,629	-	21,629	24,396	-	24,396	(2,767)	
20	Export Levy		-	-		-	-	-	
Local Councils		3,100,000	-	3,100,000	2,400,000	-	2,400,000	700,000	
23	Annual Business Fees		-	-		-	-	-	
24	Property Rates	3,100,000	-	3,100,000	2,400,000	-	2,400,000	700,000	
Ministry of Lands		-	-	-	-	-	-	-	
25	Ground Rent		-	-		-	-	-	
26	Consideration Fees		-	-		-	-	-	
27	Registration Fees		-	-		-	-	-	
28	Preparation fees		-	-		-	-	-	
Ministry of Finance and National Planning		-	-	-	-	-	-	-	
29	Dividends from Government Shares		-	-		-	-	-	
30	Revenues from GRZ shareholding sale		-	-		-	-	-	
ZCCM- IH		-	-	-	-	-	-	-	
31	Dividends from ZCCM-IH Shares		-	-		-	-	-	
32	Price participation fees		-	-		-	-	-	
33	Revenues from ZCCM-IH shareholding sale		-	-		-	-	-	
34	Revenues from ZCCM-IH mining rights transfer		-	-		-	-	-	
Total payments		35,634,604	-	35,634,604	43,284,645	-	43,284,645	(7,650,041)	
Social Payments		-	-	-					
35	Corporate Social Responsibility In kind payments		-	-					
36	Corporate Social Responsibility cash payments		-	-					

Company name:		DENISON MINES ZAMBIA LIMITED			Reporting period:			2013	
N°	Description of Payment	Per Company			Per Government			Final difference	
		Original	Adjust	Final	Original	Adjust	Final		
	Ministry of Mines, Energy and Water Development	477,400	-	477,400	376,403	-	376,403	100,997	
1	Application Fees	-	-	-	-	-	-	-	
2	Licence Fees	-	-	-	-	-	-	-	
3	Area Charges	474,920	-	474,920	375,593	-	375,593	99,327	
4	Valuation Fees	2,480	-	2,480	810	-	810	1,670	
5	Annual Operating Permit	-	-	-	-	-	-	-	
6	Environmental Protection Fund	-	-	-	-	-	-	-	
	Zambian Revenue Authority (ZRA)	1,555,205	-	1,555,205	1,237,874	-	1,237,874	317,331	
8	Pay- As-You-Earn	1,143,899	-	1,143,899	1,145,093	-	1,145,093	(1,194)	
9	Import VAT	6,826	-	6,826	6,738	-	6,738	88	
10	Mineral Royalty	-	-	-	-	-	-	-	
11	Company Income Tax (Inc. Provisional Tax)	-	-	-	-	-	-	-	
12	VAT (Net paid)	-	-	-	-	-	-	-	
13	Import/Customs Duty	5,227	-	5,227	4,791	-	4,791	436	
14	Withholding Taxes	398,084	-	398,084	81,252	-	81,252	316,832	
15	Excise Duty	-	-	-	-	-	-	-	
16	Property Transfer Tax	1,169	-	1,169	-	-	-	1,169	
17	Wind Fall Tax	-	-	-	-	-	-	-	
18	Variable profit Tax	-	-	-	-	-	-	-	
19	Advance Income Tax	-	-	-	-	-	-	-	
20	Export Levy	-	-	-	-	-	-	-	
	Local Councils	5,001	-	5,001	-	-	-	5,001	
23	Annual Business Fees	5,001	-	5,001	-	-	-	5,001	
24	Property Rates	-	-	-	-	-	-	-	
	Ministry of Lands	-	-	-	-	-	-	-	
25	Ground Rent	-	-	-	-	-	-	-	
26	Consideration Fees	-	-	-	-	-	-	-	
27	Registration Fees	-	-	-	-	-	-	-	
28	Preparation fees	-	-	-	-	-	-	-	
	Ministry of Finance and National Planning	-	-	-	-	-	-	-	
29	Dividends from Government Shares	-	-	-	-	-	-	-	
30	Revenues from GRZ shareholding sale	-	-	-	-	-	-	-	
	ZCCM- IH	-	-	-	-	-	-	-	
31	Dividends from ZCCM-IH Shares	-	-	-	-	-	-	-	
32	Price participation fees	-	-	-	-	-	-	-	
33	Revenues from ZCCM-IH shareholding sale	-	-	-	-	-	-	-	
34	Revenues from ZCCM-IH mining rights transfer	-	-	-	-	-	-	-	
	Total payments	2,037,606	-	2,037,606	1,614,277	-	1,614,277	423,329	
	Social Payments	477,151	-	477,151					
35	Corporate Social Responsibility In kind payments	477,151	-	477,151					
36	Corporate Social Responsibility cash payments	-	-	-					

Company name:		BHP BILLITON WORLD EXPLORATION INC			Reporting period:			2013	
N°	Description of Payment	Per Company			Per Government			Final difference	
		Original	Adjust	Final	Original	Adjust	Final		
	Ministry of Mines, Energy and Water Development	-	-	-	28,800	-	28,800	(28,800)	
1	Application Fees		-	-	-	-	-	-	
2	Licence Fees		-	-	28,800	-	28,800	(28,800)	
3	Area Charges		-	-		-	-	-	
4	Valuation Fees		-	-		-	-	-	
5	Annual Operating Permit		-	-		-	-	-	
6	Environmental Protection Fund		-	-		-	-	-	
	Zambian Revenue Authority (ZRA)	2,103,459	-	2,103,459	1,434,952	-	1,434,952	668,507	
8	Pay- As-You-Earn	42,500	-	42,500	42,499	-	42,499	1	
9	Import VAT		-	-		-	-	-	
10	Mineral Royalty		-	-		-	-	-	
11	Company Income Tax (Inc. Provisional Tax)		-	-		-	-	-	
12	VAT (Net paid)	739,347	-	739,347	739,347	-	739,347	-	
13	Import/Customs Duty		-	-		-	-	-	
14	Withholding Taxes	1,321,612	-	1,321,612		-	-	1,321,612	
15	Excise Duty		-	-		-	-	-	
16	Property Transfer Tax		-	-	653,106	-	653,106	(653,106)	
17	Wind Fall Tax		-	-		-	-	-	
18	Variable profit Tax		-	-		-	-	-	
19	Advance Income Tax		-	-		-	-	-	
20	Export Levy		-	-		-	-	-	
	Local Councils	-	-	-	-	-	-	-	
23	Annual Business Fees		-	-		-	-	-	
24	Property Rates		-	-		-	-	-	
	Ministry of Lands	-	-	-	-	-	-	-	
25	Ground Rent		-	-		-	-	-	
26	Consideration Fees		-	-		-	-	-	
27	Registration Fees		-	-		-	-	-	
28	Preparation fees		-	-		-	-	-	
	Ministry of Finance and National Planning	-	-	-	-	-	-	-	
29	Dividends from Government Shares		-	-		-	-	-	
30	Revenues from GRZ shareholding sale		-	-		-	-	-	
	ZCCM- IH	-	-	-	-	-	-	-	
31	Dividends from ZCCM-IH Shares		-	-		-	-	-	
32	Price participation fees		-	-		-	-	-	
33	Revenues from ZCCM-IH shareholding sale		-	-		-	-	-	
34	Revenues from ZCCM-IH mining rights transfer		-	-		-	-	-	
	Total payments	2,103,459	-	2,103,459	1,463,752	-	1,463,752	639,707	
	Social Payments	-	-	-					
35	Corporate Social Responsibility In kind payments		-	-					
36	Corporate Social Responsibility cash payments		-	-					

Company name:		ZAMBIAN NONFERROUS METALS EXPLORATION & CON CO LTD			Reporting period:			2013	
N°	Description of Payment	Per Company			Per Government			Final difference	
		Original	Adjust	Final	Original	Adjust	Final		
	Ministry of Mines, Energy and Water Development	-	-	-	94,030	-	94,030	(94,030)	
1	Application Fees	-	-	-	5,400	-	5,400	(5,400)	
2	Licence Fees	-	-	-	-	-	-	-	
3	Area Charges	-	-	-	88,630	-	88,630	(88,630)	
4	Valuation Fees	-	-	-	-	-	-	-	
5	Annual Operating Permit	-	-	-	-	-	-	-	
6	Environmental Protection Fund	-	-	-	-	-	-	-	
	Zambian Revenue Authority (ZRA)	9,836,964	1,881,008	11,717,972	10,066,320	-	10,066,320	1,651,652	
8	Pay- As-You-Earn	67,001	-	67,001	62,426	-	62,426	4,575	
9	Import VAT	3,408,229	-	3,408,229	3,278,536	-	3,278,536	129,693	
10	Mineral Royalty	-	-	-	-	-	-	-	
11	Company Income Tax (Inc. Provisional Tax)	1,800,000	-	1,800,000	600,000	-	600,000	1,200,000	
12	VAT (Net paid)	3,153,435	1,881,008	5,034,443	4,877,307	-	4,877,307	157,136	
13	Import/Customs Duty	1,408,299	-	1,408,299	1,012,597	-	1,012,597	395,702	
14	Withholding Taxes	-	-	-	-	-	-	-	
15	Excise Duty	-	-	-	184,204	-	184,204	(184,204)	
16	Property Transfer Tax	-	-	-	51,250	-	51,250	(51,250)	
17	Wind Fall Tax	-	-	-	-	-	-	-	
18	Variable profit Tax	-	-	-	-	-	-	-	
19	Advance Income Tax	-	-	-	-	-	-	-	
20	Export Levy	-	-	-	-	-	-	-	
	Local Councils	-	-	-	-	-	-	-	
23	Annual Business Fees	-	-	-	-	-	-	-	
24	Property Rates	-	-	-	-	-	-	-	
	Ministry of Lands	-	-	-	-	-	-	-	
25	Ground Rent	-	-	-	-	-	-	-	
26	Consideration Fees	-	-	-	-	-	-	-	
27	Registration Fees	-	-	-	-	-	-	-	
28	Preparation fees	-	-	-	-	-	-	-	
	Ministry of Finance and National Planning	-	-	-	-	-	-	-	
29	Dividends from Government Shares	-	-	-	-	-	-	-	
30	Revenues from GRZ shareholding sale	-	-	-	-	-	-	-	
	ZCCM- IH	-	-	-	-	-	-	-	
31	Dividends from ZCCM-IH Shares	-	-	-	-	-	-	-	
32	Price participation fees	-	-	-	-	-	-	-	
33	Revenues from ZCCM-IH shareholding sale	-	-	-	-	-	-	-	
34	Revenues from ZCCM-IH mining rights transfer	-	-	-	-	-	-	-	
	Total payments	9,836,964	1,881,008	11,717,972	10,160,350	-	10,160,350	1,557,622	
	Social Payments	-	-	-	-	-	-	-	
35	Corporate Social Responsibility In kind payments	-	-	-	-	-	-	-	
36	Corporate Social Responsibility cash payments	-	-	-	-	-	-	-	

Company name: ZCCM-IH		Reporting period: 2013						
N°	Description of Payment	Per Company			Per Government			Final difference
		Original	Adjust	Final	Original	Adjust	Final	
Ministry of Mines, Energy and Water Development		577,987	-	577,987	58,670	-	58,670	519,317
1	Application Fees	59,983	-	59,983	40,320	-	40,320	19,663
2	Licence Fees	17,768	-	17,768	-	-	-	17,768
3	Area Charges	-	-	-	18,350	-	18,350	(18,350)
4	Valuation Fees	245,241	-	245,241	-	-	-	245,241
5	Annual Operating Permit	254,995	-	254,995	-	-	-	254,995
6	Environmental Protection Fund	-	-	-	-	-	-	-
Zambian Revenue Authority (ZRA)		6,344,030	-	6,344,030	11,623,012	-	11,623,012	(5,278,982)
8	Pay- As-You-Earn	6,027,044	-	6,027,044	5,683,498	-	5,683,498	343,546
9	Import VAT	-	-	-	-	-	-	-
10	Mneral Royalty	-	-	-	-	-	-	-
11	Company Income Tax (Inc. Provisional Tax)	-	-	-	5,704,824	-	5,704,824	(5,704,824)
12	VAT (Net paid)	61,834	-	61,834	168,571	-	168,571	(106,737)
13	Import/Customs Duty	-	-	-	-	-	-	-
14	Withholding Taxes	255,152	-	255,152	23,619	-	23,619	231,533
15	Excise Duty	-	-	-	-	-	-	-
16	Property Transfer Tax	-	-	-	42,500	-	42,500	(42,500)
17	Wind Fall Tax	-	-	-	-	-	-	-
18	Variable profit Tax	-	-	-	-	-	-	-
19	Advance Income Tax	-	-	-	-	-	-	-
20	Export Levy	-	-	-	-	-	-	-
Local Councils		36,395	-	36,395	27,469	-	27,469	8,926
23	Annual Business Fees	-	-	-	-	-	-	-
24	Property Rates	36,395	-	36,395	27,469	-	27,469	8,926
Ministry of Lands		-	-	-	-	-	-	-
25	Ground Rent	-	-	-	-	-	-	-
26	Consideration Fees	-	-	-	-	-	-	-
27	Registration Fees	-	-	-	-	-	-	-
28	Preparation fees	-	-	-	-	-	-	-
Ministry of Finance and National Planning		-	-	-	-	-	-	-
29	Dividends from Government Shares	-	-	-	-	-	-	-
30	Revenues from GRZ shareholding sale	-	-	-	-	-	-	-
ZCCM- IH		-	-	-	-	-	-	-
31	Dividends from ZCCM-IH Shares	-	-	-	-	-	-	-
32	Price participation fees	-	-	-	-	-	-	-
33	Revenues from ZCCM-IH shareholding sale	-	-	-	-	-	-	-
34	Revenues from ZCCM-IH mining rights transfer	-	-	-	-	-	-	-
Total payments		6,958,412	-	6,958,412	11,709,151	-	11,709,151	(4,750,739)
Social Payments		76,535	-	76,535				
35	Corporate Social Responsibility In kind payments	-	-	-				
36	Corporate Social Responsibility cash payments	76,535	-	76,535				

Annex 9: Persons contacted or involved in the 2013 ZEITI reconciliation**Moore Stephens LLP**

Tim Woodward	Partner
Ben Toorabally	Head of office MS IFI Maghreb
Elaine Henning	Head of office MS IFI Lusaka
Karim Lourimi	Team Leader
Maher Ben Mbarek	Audit Senior
Ghazi Khiari	Audit Senior
Taher Merimi	Audit Senior
Richard Chayeela.	Audit Senior- MS IFI Lusaka
Muma Kapapa	Audit Senior- MS IFI Lusaka

ZEITI Secretariat

Siforiano S. Banda	Head of the Secretariat
Kaonga Kay Mazaba	Project Administrative Officer
Ian Mwiinga	Communications Officer
Emmanuel Sibongo	Project Accountant

Ministry of Mines and Minerals Development

Dickson Banda	Registrar of Mining Rights – Cadastre Department
Chipilauka Mukofu	Acting Director – Geological Survey Department
Cosam Stephen Chanda	Statistician – Mines Development Department

Zambia Revenue Authority

Joseph Nonde	Director - Mining Audit - Large Taxpayer Office
Reuben K.Kunda	Deputy Commissioner - HQ Customs Services Division
George Mwale	Assistant Commissioner - DMI Customs services

Yenda G. Shamabobo Senior Economist – Policy Co-ordination

Justine K. Musonda Large Taxpayer Officer

Ministry of Finance and National Planning

Kayula Chimfwembe Assistant Director – Budget Office

EXTRACTIVE COMPANIES	Focal point	Function
KANSANSHI MINING PLC	Nicholas Mwape	Tax Accountant
KONKOLA COPPER MINES PLC	Ngenda Mulonda	MIS Accountant
FIRST QUANTUM MINING AND OPERATIONS LTD-BM M S	Chalwe Musunga	Senior Accountant
MOPANI COPPER MINES PLC	Charles Nakasamu	Tax Manager
LUMWANA MINING COMPANY LIMITED	Malcolm Kaluba	Senior Accountant
CHIBULUMA MINES PLC	Nonde Kanini	Finance Departmental Manager
LAFARGE CEMENT ZAMBIA PLC	Micah Nsakilwa	Accountant
NFC AFRICA MINING PLC	Friday Silomba	Accountant
KAGEM MINING LIMITED	Njawwa Siwale	Accountant
CNMC LUANSHYA COPPER MINES PLC	Jim Kapumba Wei Wen	Accountant
LIONS GROUP QUARRIES LIMITED	Conrad Engelbrecht	CFO
SCIROCCO ENTERPRISES LIMITED	Chisheta David	Finance Manager
LUBAMBE COPPER MINE LIMITED	Victor Sinkamba	Senior Financial Accountant
CHAMBISHI METALS PLC	Lawrence Mpela	Ledger Accountant
SINO-METALS LEACH ZAMBIA LTD	Xie Hong	Accountant
NDOLA LIME COMPANY LIMITED	Boniface Chisala	Systems Accountant
MAAMBA COLLIERIES LIMITED	J Srinivasulu	Finance Manager
SAN HE (ZAMBIA) LIMITED	Ying Li	Interpreter
SABLE ZINC KABWE LIMITED	Punit Sharma	Financial Controller

EXTRACTIVE COMPANIES	Focal point	Function
ALBIDON ZAMBIA LIMITED	Imanga Lutombi	Accountant
KALUMBILA MINERALS LIMITED	Mahamar Haidara	Finance Manager
GRIZZLY MINING LIMITED	Rodrick Makilasa	Accountant
DOLOMITE AGGREGATES LIMITED	Gerald Ndhlovu	Accountant
DENISON MINES ZAMBIA LIMITED	Vipool Patidar	Finance & Admin. Manager
ZAMBIAN NONFERROUS METALS EXPLORATION & CON CO LTD	Steven Chen	Finance Manager
ZCCM-IH	Philip Mubanga	Accounting & Finance Manager