EXTRACTIVE INDUSTRIES TRANSPARENCY INITIATIVE IN ALBANIA

REPORT FOR FISCAL YEAR 2023

Table of content:

INTRODUCTION 1
EITI in ALBANIA 1
EXECUTIVE SUMMARY 3
OBJECTIVE 3
SCOPE OF REPORTING 3
METHODOLOGY 4
I. REQUIREMENT 2 - Legal and Institutional Framework, Contract and Licenses 6
1.1 Legal Framework and Fiscal Regime (EITI Requirement 2.1) 7
1.1.1 Legal and Institutional Framework in the Oil and Gas Sector 2.1(a) 7
1.1.2 Legal and Institutional Framework in the Mining Sector 2.1(a) 12
1.1.3 Legal and Institutional Framework in Hydro-Energy Sector 2.1(a) 16
1.1.4 Legal and Institutional Framework in Renewable Energy 2.1(a) 21
1.2 Contract and License Allocations (EITI Requirement 2.2) 25
1.2.1 Contract and License Allocations for Oil and Gas Sectors 25
1.2.2 Contract and License Allocations for Mining Sector 26
1.2.3 Contract and License Allocations for Hydropower Sector 28
1.2.4 Contract and License Allocation for Renewable-Energy (Photovoltaic) 29
1.3. Register of Licenses (EITI Requirement 2.3) 31
1.3.1 Register of Licenses in Oil and Gas Sector 31
1.3.2 Register of Licenses in Mining Sector 32
1.4. Beneficial Ownership (EITI Requirement 2.5) 33
II. REQUIREMENT 3 - Exploration and Production 37
2.1 Exploration activities (EITI Requirement 3.1) 38
2.1.1 Exploration Activities in Oil and Gas Sector 38
2.1.2 Exploration Activities in Mining Sector 38
2.2 Production Data (EITI Requirement 3.2) 39
2.2.1 Production Data in Oil and Gas Sector 39
2.2.2 Production Data in Mining Sector 40
2.2.3 Production Data in Hydropower and Photovoltaic Sector 57
2.3 Export Data (EITI Requirement 3.3) 60
2.3.1 Oil and Gas Sector 60
2.3.2 Mining Sector 61
III. REQUIREMENT 4 – Revenue Collection 62
3.1 Comprehensive Disclosure of Taxes and Revenues (EITI Requirement 4.1) 63
3.1.1 Comprehensive Disclosure of Taxes and Revenues in Oil and Gas Sector 64

3.1.2 Comprehensive Disclosure of Taxes and Revenues in Mining Sector 65
3.1.3 Comprehensive Disclosure of Taxes and Revenues in Hydropower Sector 67
3.2 Transportation revenues (EITI Requirement 4.4) 68
3.2.1 Transportation Revenues in Oil and Gas Sector 70
3.2.2 Transportation Revenues in Mining Sector 70
3.3 Subnational payments (EITI Requirement 4.6) 70
3.3.1 Subnational Payments in Bulqizë 70
3.3.2 Subnational Payments in Fier 71
3.3.3 Subnational Payments in Lushnje 73
3.3.4 Subnational Payments in Patos 73
3.3.5 Subnational Payments in Roskovec 73

INTRODUCTION

The Extractive Industries Transparency Initiative (EITI) Standards serve as a global framework designed to promote transparency, accountability, and good governance in the management of natural resources. These standards are implemented by resource-rich countries to disclose critical information about the extractive industries, ensuring that revenues from oil, gas, mining, and other natural resources are managed responsibly and contribute to national development.

At their foundation, the EITI Standards aim to address key governance challenges associated with natural resource wealth, such as corruption risks, mismanagement of revenues, and a lack of public trust. By requiring detailed disclosures of payments made by companies and revenues received by governments, the standards empower citizens and stakeholders to monitor and oversee how their country's natural resources are being utilized.

The EITI framework is based on multi-stakeholder engagement, bringing together governments, extractive companies, and civil society organizations to collaboratively develop, implement, and monitor the standards. This inclusive approach ensures that all stakeholders have a voice in how resources are governed and strengthens public trust in resource management.

For countries like Albania, adhering to the EITI Standards provides an opportunity to demonstrate a commitment to transparency and accountability. By making detailed information about the extractive industries publicly available, Albania enhances its ability to attract responsible investment, improve revenue management, and ensure that natural resource wealth benefits all citizens equitably. This transparency also plays a critical role in fostering sustainable development, reducing corruption risks, and enabling public oversight of the extractive sector.

As a dynamic and evolving framework, the EITI Standards continue to adapt to global challenges, ensuring they remain relevant and effective in promoting responsible governance of natural resources in an ever-changing world.

EITI in ALBANIA

Albania has a mineral and oil extractive industry that is developing extensively by attracting domestic and foreign investor. This clearly indicates the importance of this sector, its transparent management as well as the inclusion of Albania on the Extractive Industries Transparency Initiative.

The EITI as an international initiative started in 2002, at the World Summit on Sustainable Development in Johannesburg. The Albanian Government supported this initiative and committed to implement the EITI on March 2009 and became EITI candidate country on May 2009.

The EITI Albania Secretariat was established by a Decision of the Council of Ministers on 07.07.2010[1]. The Multi-Stakeholder Group was established by the Prime Minister Order on 21.07.2011[2] composed of civil society, companies operating in the extractive industry and the government. The Deputy Minister of Ministry of Infrastructure and Energy lead the Multi-Stakeholder Group on charge of implementing and supervising the EITI initiative in Albania

[1] https://www.albeiti.org/wp-content/uploads/2014/03/VKM_Nr_540_date_07_07_2010-Ngritja-dhe-funksionimi-i-sekretariatit.pdf
[2] https://www.albeiti.org/wp-content/uploads/2014/06/Vendim-71-dt-21-07-11-Ngritja-dhe-Funksionimi-MSG.pdf

On April 2011, Albania published its first EITI Report for 2009 fiscal year. The report reveals insignificant discrepancies of companies' payments and state declared revenues. On August 2011, the Validation Report on the EITI Albania implementation was published. On June 2012, Albania published the second EITI Report for 2010 fiscal year.

On May 2, 2013, Albania become an EITI compliant country. In accordance with the EITI Standard, the International Board declared Albania a compliant country. Albania being an EITI compliant country brought changes on DCM for Secretariat: DCM No. 993 dated 09.12.2015[3] on the organization and functioning of the EITI National Secretariat in the framework of International Organization membership. Compliance with the EITI Standard means that country has an effective process for annual declaration and reconciliation of all revenue coming from the extractive industry sector. This process allows citizens to see how much revenue their country receives from oil, gas and mining companies.

In accordance with the new EITI Standard, Albania within 2014 published two EITI Reports, 2011 EITI Report, on June 27, 2014 and 2012 EITI Report on November 21,2014.

Further, in accordance with the EITI Standard on December 23, 2015 Albania published 2013-2014 EITI Report and for the first time the Hydropower sector was included. In accordance with the New EITI Standard on February 1, 2017 Albania published the 2015 EITI Report.

During 2017 for the implementation and performance of the EITI Standard, Albania underwent the International Validation Process by EITI International Board in Oslo.

On February 2018 the EITI International Board issued official decision that Albania has made significant progress in the EITI Standard implementation. On the Validation Report is stated that Albania on 55% of the Chapters has a very Satisfactory performance (including government and business engagement, legal framework, contribution to the economy, public debate, etc.); on 45% of the Chapters there is Significant performance (MSG leadership, Civil Society engagement) and only 5% are rated as Insufficient or no progress.

On February 15, 2018 the EITI National Secretariat published the 2016 EITI Report and on December 2020 published the 2017-2018 EITI Report.

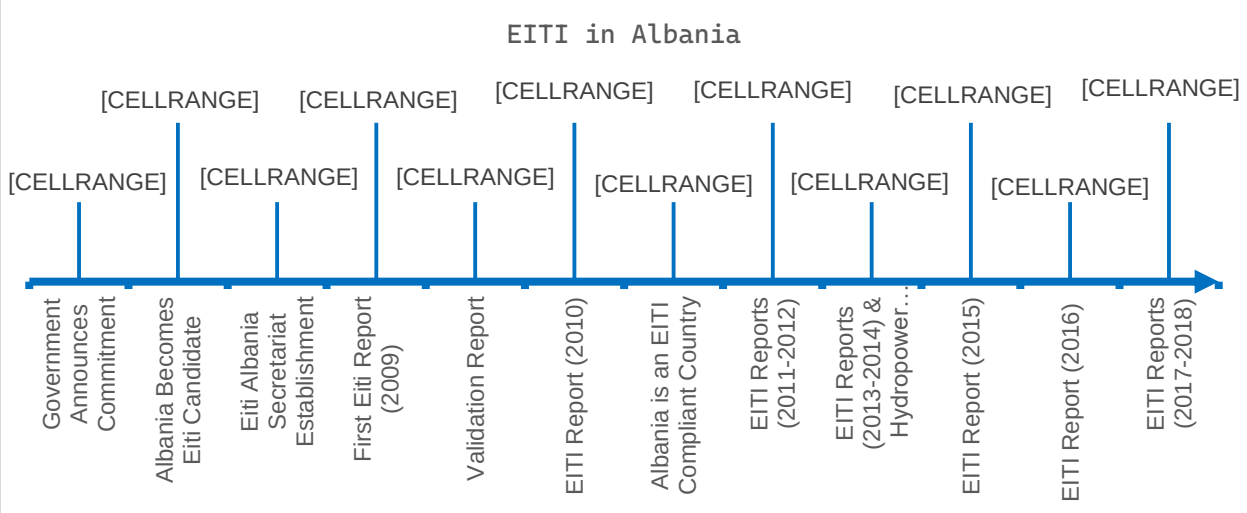

[3] https://www.albeiti.org/wp-content/uploads/2014/04/VKM-nr.-993-date-09.12.15-per-organizimin-dhe-funksionimin-e-Sekretariatit-Kombetar-te-Nismes-per-Transparence-ne-Industrine-Nxjerrese-EITI-Shqiperi.pdf

EXECUTIVE SUMMARY

The EITI 2023 Report for Albania highlights the country's ongoing commitment to transparency and accountability in the management of its extractive and energy sectors. This report, prepared in alignment with the 2023 EITI Standard, provides a comprehensive analysis of payments made by extractive entities and revenues received by government agencies. It also includes detailed contextual information on Albania's legal and institutional frameworks, fiscal regimes, and the contribution of the extractive industries to the national economy.

Key findings from the 2023 reporting period include:

- Revenue Collection: Comprehensive disclosures of payments, including taxes, royalties, and other material contributions, were provided by entities in the oil, gas, mining, hydropower, and photovoltaic sectors. These payments were reconciled with government-reported revenues to ensure accuracy and transparency.
- Production and Exports: The report details production volumes and export data for key sectors, reflecting Albania's significant resource potential in hydrocarbons, minerals, and renewable energy.
- Sector Contributions: The extractive and energy sectors continue to play a pivotal role in Albania's economy, contributing substantial revenues to the state budget and providing employment opportunities.
- Governance and Oversight: The report evaluates Albania's legal framework and institutional roles, emphasizing reforms undertaken to align with international standards. It also highlights challenges, such as data quality and assurance, and outlines recommendations for improving transparency and accountability.

The scope of this report extends beyond financial disclosures to address broader governance issues, including environmental impacts, social expenditures, and subnational payments. By providing accessible and reliable data, the report aims to foster informed public debate, strengthen oversight mechanisms, and support sustainable resource management.

Through this comprehensive review, Albania reaffirms its dedication to upholding the principles of the Extractive Industries Transparency Initiative and ensuring that its natural resource wealth benefits all citizens equitably.

OBJECTIVE

The objective of the Extractive Industries Transparency Initiative (EITI) is to promote transparency, accountability, and good governance in the management of natural resources. By requiring the disclosure of information along the entire extractive value chain—from licensing and exploration to production, revenue collection, and allocation—the EITI aims to ensure that revenues from oil, gas, mining, and other natural resources benefit the public and contribute to sustainable development.

Through its multi-stakeholder approach, the EITI fosters collaboration among governments, companies, and civil society to address governance challenges, reduce corruption risks, and enhance public trust in the management of natural resource wealth. By providing accessible and reliable data, the EITI empowers citizens to hold governments and companies accountable for how natural resources are governed and revenues are spent.

SCOPE OF REPORTING

The scope of the 2023 EITI Report for Albania encompasses the collection, and disclosure of financial and non-financial data from the extractive industries, ensuring alignment with the 2023 EITI Standard. In collaboration with the Multi-Stakeholder Group (MSG), we are tasked with ensuring transparency and comprehensiveness in reporting across the oil, gas, mining, and renewable energy sectors.

Objectives:

- Enhance Transparency: The report aims to provide a transparent account of revenues and payments in the extractive sector, facilitating public understanding of how the industry contributes to the national economy.
- Promote Accountability: Strengthen public oversight of extractive revenues and their management to support good governance.
- Inform Policy Decisions: Provide policymakers, civil society, and industry stakeholders with reliable data to guide decisions and public debate.

Key Reporting Components:

- Materiality Assessment: Identification of material revenue streams, including taxes, royalties, production sharing, and other payments. The MSG has set thresholds for materiality to focus on significant contributors.
- Sector Coverage: The report will include:
    - Oil and Gas Sector: All active oil and gas companies, including Albpetrol (the state-owned entity).
    - Mining Sector: Companies generating annual revenues above $900,000, covering 88 production entities and 2 exploration entities, which account for 85% of the sector's revenues.
    - Hydropower Sector: The 20 largest hydropower companies contributing 83.1% of production.
    - Renewable Energy: 10 photovoltaic companies generating over 78% of the total photovoltaic production.
- Revenue Streams: The report will cover taxes, royalties, dividends, social and environmental contributions, subnational payments, and other agreed benefit streams.

Data Collection and Validation:

- Sources: Data will be sourced from government agencies, local government units, and private sector entities, ensuring comprehensive coverage.
- Quality Assurance: The IA will validate the data for reliability and completeness, following agreed-upon procedures in consultation with the MSG.

Reporting Output:

The final report will include:

- Detailed revenue and payment data disaggregated by company, project, and revenue stream.
- Contextual information on sector governance, legal frameworks, and industry trends.

The scope of reporting aligns with Albania's national priorities and the requirements set out in the 2023 EITI Standard to foster transparency, accountability, and sustainable management of natural resources.

METHODOLOGY

The preparation of the EITI 2023 Report for Albania followed the framework outlined in the Terms of Reference (ToR) approved by the Multi-Stakeholder Group (MSG) on 11th of Decem,ber, 2025. The methodology reflects Albania's adherence to the EITI Standards, emphasizing transparency, accountability, and collaboration in the management of extractive industries.

Data Collection

The data collection process was conducted in alignment with the procedures detailed in the ToR:

- Sources of Information: Financial and contextual data were provided by 12 government entities and local government units (LGU), as agreed upon by the MSG. Although eight LGU's were selected for reporting purposes, data received were from Municipality of Bulqizë, Patos, Fier, Roskovec and Lushnje These disclosures were intended to ensure a comprehensive understanding of payments and revenues in the extractive and energy sectors.

- Standardized Templates: The data were submitted using EITI-compliant reporting templates designed to capture key financial and non-financial metrics in line with EITI Standards. These templates ensured consistency and comparability across sectors and reporting entities.

Materiality Thresholds: The scope of reporting was determined by the materiality thresholds outlined in the ToR, focusing on significant revenue streams and entities contributing the most to public finances.

Validation

To ensure the integrity of the data, the following steps were undertaken:

- Review of Submissions: The submitted data were reviewed for completeness and compliance with the reporting templates.

- Reconciliation of Payments and Revenues: Payments reported by companies and revenues reported by government agencies were cross-verified to identify and address any discrepancies.

- Stakeholder Engagement: Clarifications were sought from relevant entities where data inconsistencies or gaps were identified.

The methodology aligns with the principles set out in the ToR and adheres to the 2023 EITI Standards. The process ensures transparency and accountability in data collection, validation, and disclosure, reflecting Albania's commitment to responsible governance of natural resources.

I. REQUIREMENT 2 - Legal and Institutional Framework, Contract and Licenses

Legal Framework and Fiscal Regime (EITI Requirement 2.1)

The objective of this requirement is to ensure transparency and public understanding of the overall regulatory environment governing the extractive industries. Implementing countries are expected to provide an overview of the legal and fiscal frameworks, including how revenues are generated and managed, the roles and responsibilities of government entities, and the policies and reforms that shape sector governance. This should also cover efforts to address corruption risks, commitments related to the energy transition, and any significant subsidies or state support provided to the sector. Where relevant, information on carbon pricing mechanisms, artisanal and small-scale mining policies, and ongoing or planned reforms should also be included. The multi-stakeholder group is encouraged to document these developments to reflect the evolving context in which the extractive sector operates.

1.1 Legal Framework and Fiscal Regime (EITI Requirement 2.1)

In alignment with the 2023 EITI Standard, Requirement 2.1 mandates that implementing countries provide a comprehensive overview of the legal framework and fiscal policies regulating the extractive industries. This disclosure aims to offer stakeholders a clear understanding of the legislative structure, fiscal mechanisms, and institutional roles governing the sector's operations.

For the fiscal year 2023, we present an updated summary of the legal framework and fiscal regime applicable to Albania’s oil and gas, mining, and hydropower sectors. This overview captures the laws, regulations, and institutional responsibilities shaping the sector's governance and fiscal contributions.

1.1.1 Legal and Institutional Framework in the Oil and Gas Sector 2.1(a)

Institutional Framework

The governance and management of the oil and gas sector in Albania involve several key institutions, each playing a vital role in ensuring the sector operates transparently, efficiently, and in line with national and international standards.

Institution	Roles and Responsibilities
Ministry of Infrastructure and Energy (MIE)	Acts as the primary policymaking body for the oil and gas sector, responsible for designing and implementing strategic policies. Negotiates and approves contracts and licenses for oil and gas exploration and production, ensuring alignment with national development goals. Supervises the implementation of sectoral regulations and ensures compliance with safety, environmental, and operational standards. Facilitates intergovernmental and international cooperation, representing Albania in regional and global energy forums.
National Agency of Natural Resources (AKBN)	Oversees the issuance, renewal, and monitoring of licenses for oil and gas exploration and production activities. Conducts inspections and audits of operators to ensure adherence to contractual obligations, safety protocols, and environmental regulations. Negotiates petroleum agreements and monitors the implementation of their development plan. Monitors the implementation of agreements on hydrocarbons Exclusively manages all primary hydrocarbon sector data and data related to post-exploitation activities.
Albpetrol (State-Owned Enterprise)	Manages Albania's state-owned oil and gas reserves, acting as a partner in production-sharing agreements with private operators. Directly engages in exploration and production activities, maintaining infrastructure and ensuring operational efficiency. Coordinates with AKBN and private operators to align activities with Albania's national energy strategy and international commitments. Provides technical expertise and support for new oil and gas projects, leveraging its extensive experience in the sector.
General Tax Directorate (GTD)	Administers tax collection from oil and gas operators, including corporate income tax, value-added tax (VAT), and withholding tax. Ensures accurate reporting and payment of royalties, using advanced auditing systems to identify discrepancies or non-compliance. Collaborates with other institutions to integrate fiscal contributions from the oil and gas sector into national revenue planning.
Ministry of Finance and Economy (MFE)	Develops fiscal policies tailored to the oil and gas sector, balancing investment incentives with revenue generation for the State. Oversees the integration of oil and gas revenues into the national budget, ensuring proper allocation to developmental priorities. Conducts macroeconomic analysis to evaluate the impact of oil and gas revenues on Albania's economy and fiscal stability.
Ministry of Tourism and Environment	Monitors environmental compliance in the oil and gas sector, reviewing environmental impact assessments (EIAs) for new projects. Enforces regulations to mitigate the environmental impact of exploration and production activities, ensuring sustainability in resource use.

Table 1 - Institutional Framework, Oil and Gas sector

Coordination Between Institutions

To ensure the effective management of the oil and gas sector, these institutions collaborate on several fronts:

- Policy and Licensing: The Ministry of Infrastructure and Energy works closely with AKBN and Albpetrol to streamline licensing processes and align them with national policies.
- Revenue Management: AKBN and the General Tax Directorate coordinate efforts to track and report fiscal contributions from oil and gas operators, ensuring transparency and accountability.
- Environmental Oversight: The Ministry of Tourism and Environment collaborates with MIE and AKBN to assess and enforce environmental safeguards, promoting sustainable resource use.

Oversight and Transparency

- Albania's commitment to the Extractive Industries Transparency Initiative (EITI) ensures robust oversight mechanisms through the Multi-Stakeholder Group (MSG), fostering transparency in revenue and licensing.
- Public disclosure of contracts, production data, and financial contributions by these institutions enhances accountability and public trust.

Legal Framework

The legal framework governing Albania's oil and gas sector establishes the rules and principles for exploration, production, and resource management. It provides a foundation for economic development while ensuring compliance with environmental and operational standards.

Law No. 7746, dated 28.07.1993, "On Petroleum (Exploration and Production)" (as amended)

The Petroleum Law is the foundational legislation regulating Albania's oil and gas activities. It establishes the rules for licensing, exploration, and production while defining the roles of contractors and the Albanian government.

- State Ownership (Article 3): This law affirms that all petroleum deposits, both onshore and offshore, are the exclusive property of the Albanian State. These resources are managed by the Ministry of Infrastructure and Energy (MIE) on behalf of the public.
- Licensing and Agreements (Article 5): Licenses for exploration and production are granted through competitive bidding or direct negotiations. This process emphasizes transparency, requiring bidders to demonstrate technical expertise and financial stability.
- Government Oversight (Article 13): All agreements, including production-sharing contracts, must be approved by the Council of Ministers. This provision ensures alignment with national strategic goals and secures public interest in resource management.
- Environmental Compliance: The law mandates that all contractors adhere to Albania's environmental laws and submit detailed operational and safety plans for approval.

Law No. 153/2020, dated 17.12.2020, "On the Fiscal Regime in the Hydrocarbon Sector"

This law complements the Petroleum Law by defining the fiscal obligations of operators and establishing clear guidelines for revenue-sharing between the State and contractors.

- Operators are required to pay royalties calculated as a percentage of the market value of extracted hydrocarbons.
- It provides incentives for exploration by allowing immediate deductibility of capital expenditures incurred during the exploration phase.

Law No. 10431, dated 09.06.2011, "On Environmental Protection" (as amended)

The Environmental Protection Law establishes the framework for sustainable development within Albania's oil and gas sector. It ensures that petroleum operations minimize environmental impact and comply with international environmental standards.

- Environmental Impact Assessments (Article 51): All oil and gas projects are required to submit Environmental Impact Assessments (EIAs) before operations can begin. These EIAs must outline potential risks and propose mitigation strategies.
- Preventive Measures (Article 50): Operators are legally obligated to implement preventive measures against environmental damage and to rehabilitate sites affected by their activities.
- Recent amendments to the law have introduced stricter penalties for non-compliance and enhanced monitoring systems.

Law No. 102/2015, dated 23.09.2015, "On the Natural Gas Sector"

This law regulates the development and operation of Albania's natural gas market. It aligns with EU standards to promote market liberalization and competition.

- Regulatory Oversight (Article 4): The Energy Regulatory Authority (ERE) is responsible for ensuring compliance with licensing and operational standards in the natural gas sector.
- Third-Party Access (Article 10): The law mandates non-discriminatory access to natural gas pipelines and infrastructure, fostering a competitive market environment.

Law No. 92/2014, dated 24.07.2014, "On Value Added Tax (VAT)" (as amended)

The VAT Law provides tax exemptions for goods and services directly related to hydrocarbon exploration and production.

- VAT Exemptions (Article 56, Point 39): Certified operators are exempt from VAT on imported equipment and services critical to exploration and production activities. This reduces operational costs and encourages foreign investment in the sector.

Albpetrol Agreement

Albpetrol, Albania's state-owned oil and gas company, operates under a special agreement with the Ministry of Infrastructure and Energy. This agreement outlines its role in managing oil and gas resources.

- Albpetrol has the right to engage in exploration and production activities and to transfer operational rights to private contractors.
- Revenue-sharing terms between Albpetrol and contractors are defined within the agreement, ensuring fair distribution of profits.

Relevant Decisions and Instructions

Several government decisions and instructions support the implementation of these laws:

- Decision No. 397, dated 30.06.2021: Provides detailed regulations for subcontractors involved in hydrocarbon operations, ensuring that they comply with operational, fiscal, and environmental standards.

- Instruction No. 811, dated 20.11.2018: Establishes protocols for waste management in petroleum activities, focusing on minimizing environmental impacts.

Fiscal Regime

The fiscal regime governing the oil and gas sector in Albania is structured to ensure equitable revenue generation for the government while providing an attractive framework for investors. This regime encompasses a variety of tax and non-tax mechanisms, designed to balance State revenues with incentives for private sector participation.

Tax	Law number	Description
Tax on Profit	Law No. 7811, dated 12.04.1994; Law No. 153/2020	The profit tax for hydrocarbon operations is set at 50% of taxable profit. Taxable profit is calculated by deducting operating and capital expenditures from revenue. Capital expenditures incurred during the exploration phase are fully deductible. The tax is designed to ensure equitable sharing of resource wealth.
Royalties	Law No. 9975, dated 28.07.2008	Royalties are calculated as a percentage of the market value of extracted hydrocarbons, ensuring consistent revenue to the government regardless of profitability. Rates are negotiated in production-sharing agreements and monitored by the National Agency of Natural Resources (AKBN).
Value Added Tax (VAT)	Law No. 92/2014, dated 24.07.2014; Law No. 82/2022, dated 24.11.2022	VAT exemptions are provided for goods and services directly related to hydrocarbon exploration and production. This reduces operational costs for operators, encouraging investment. The standard VAT rate for other non-exempt goods and services is 20%.
Employee Income Tax	Law No. 8438, dated 28.12.1998; amendments effective from July 1, 2022	Employees working in the oil and gas sector are subject to a progressive income tax system, with rates ranging from 0% to 23%, depending on income levels. The employer deducts the income tax at the source and remits it to the tax authorities.
Social and Health Insurance Contribution	Law No. 7703, dated 11.05.1993	Employers contribute 15% of an employee's gross salary to social security and 1.7% for health insurance. Employees contribute 9.5% for social security and 1.7% for health insurance. These contributions ensure access to health services and social benefits.
Dividends Tax	Law No. 8438, dated 28.12.1998	Dividends distributed to shareholders are taxed at 8%. This rate applies uniformly across sectors and ensures the government captures a portion of profits shared with investors while keeping the sector attractive to foreign and local investors.
Withholding Tax	Law No. 8438, dated 28.12.1998	A 15% withholding tax is applied to payments made to non-resident entities or individuals for services provided in Albania's hydrocarbon sector. This tax ensures revenue collection from foreign service providers and other non-resident beneficiaries.
Carbon Tax	Law No. 9975, dated 28.07.2008	A tax applied to petroleum products such as gasoline and diesel, aimed at reducing carbon emissions. The tax rate is calculated per ton of CO_2 emissions associated with the production and consumption of petroleum-based fuels.
Circulation Tax	Law No. 9975, dated 28.07.2008	A tax imposed on fuel consumption to fund infrastructure development, including road maintenance and construction. This tax is charged per liter of gasoline or diesel sold within the country.

Subcontractor Taxation	DCM No. 397, dated 30.06.2021	Subcontractors working in hydrocarbon operations are subject to a 50% profit tax if their billed expenses exceed 25% of the total operational costs authorized under the primary contract.

Table 2 - Fiscal Regime Oil and Gas Sector

1.1.2 Legal and Institutional Framework in the Mining Sector 2.1(a)

Institutional Framework

The governance and management of the mining sector in Albania are handled by several key institutions, each responsible for distinct aspects of policy, regulation, and operation. These institutions work collaboratively to ensure the sector operates transparently and sustainably while contributing to the country's economic development.

Institution	Roles and Responsibilities
Ministry of Infrastructure and Energy (MIE)	As per Law No. 10304, dated July 15, 2010, "On the Mining Sector in the Republic of Albania", minerals in their natural state, located within Albania's territory and its maritime space, are considered state-owned public property. The Ministry of Infrastructure and Energy (MIE) is the designated authority responsible for overseeing mining activities in accordance with this law. MIE is tasked with drafting the mining strategy, which serves as the fundamental document outlining policies, development priorities, action plans, and the management of mining resources. The approval of this strategy falls under the jurisdiction of the Council of Ministers.
Ministry of Finance and Economy (MFE)	The Ministry of Finance and Economy, as outlined in Law No. 8438, dated 28.12.1998, "On Income Tax" (amended), and Law No. 9975, dated 28.07.2008, "On National Taxes," develops fiscal policies for the mining sector. It oversees the integration of revenues, such as royalties and corporate taxes, into the national budget. The MFE ensures fiscal stability by analyzing the macroeconomic impact of the mining sector and allocating funds to developmental priorities.
Ministry of Tourism and Environment (MTE)	The Ministry of Tourism and Environment enforces environmental compliance in line with Law No. 10431, dated 09.06.2011, "On Environmental Protection" (amended), and Law No. 91/2013, "On Strategic Environmental Assessment." It reviews and approves Environmental Impact Assessments (EIAs), ensures sustainable resource use, and monitors compliance with rehabilitation obligations. These measures mitigate the environmental impacts of mining activities and align with Albania's commitment to international environmental standards.
National Agency of Natural Resources (AKBN)	Under Law No. 10304, dated 15.07.2010, "On the Mining Sector in Albania" (amended), AKBN oversees the issuance, renewal, and monitoring of mining licenses. It maintains a database of Albania's mineral wealth and ensures compliance with technical, operational, and environmental standards. AKBN also provides technical support for policymaking and ensures adherence to Albania's Extractive Industries Transparency Initiative (EITI) obligations.
Agency for Concessions and Public-Private Partnerships (ATRAKO)	ATRAKO operates under Law No. 125/2013, "On Concessions and Public-Private Partnerships" (amended), overseeing concession agreements in the mining sector. It ensures that agreements comply with national laws and international best practices, with a focus on transparency, accountability, and equitable benefit distribution between private operators and the State.
Albanian Geological Survey (AGS)	The Albanian Geological Survey, established under Law No. 111/2015, "On the Albanian Geological Survey" (amended), conducts geological research to identify and classify Albania's mineral resources. It provides technical and scientific data for policy development and decision-making. The AGS supports exploration efforts by public and private entities while ensuring sustainable resource management through accurate and up-to-date geological data.

National Authority for the Safety and Emergency in Mines (AKSEM)	AKSEM, operating under Law No. 10/2012, "On Occupational Health and Safety" (amended), ensures compliance with safety and emergency protocols in mining operations. It conducts training programs, develops response plans, and monitors adherence to safety regulations to protect workers and communities from mining-related hazards.
State Inspectorate of Mines (ISHM)	The State Inspectorate of Mines enforces compliance with health, safety, and operational standards in mining activities, as outlined in Law No. 10/2012, "On Occupational Health and Safety" (amended), and Law No. 10431, dated 09.06.2011, "On Environmental Protection." ISHM performs inspections, investigates reported violations, and imposes penalties to uphold legal and environmental standards across the sector.
General Tax Directorate (GTD)	The General Tax Directorate administers taxes from mining operations, including corporate income tax, royalties, and VAT, as specified in Law No. 8438, dated 28.12.1998, "On Income Tax" (amended), and Law No. 9975, dated 28.07.2008, "On National Taxes." It ensures accurate reporting, audits operators, and collaborates with AKBN to track production and fiscal compliance, integrating revenues into Albania's national budget transparently and efficiently.

Table 3 - Institutional Framework, Mining Sector

Coordination Between Institutions

Effective governance of Albania's mining sector necessitates robust coordination among various institutions to ensure streamlined licensing, rigorous enforcement of regulations, and transparent revenue management. Key areas of coordination, along with recent developments and challenges:

Oversight and Transparency

Albania's commitment to the Extractive Industries Transparency Initiative (EITI) fosters robust oversight mechanisms to enhance accountability in the mining sector:

- Public Disclosure of Data:
  Institutions such as AKBN and ATRAKO regularly publish data on production volumes, license allocations, and revenue contributions. This transparency builds public trust and enables stakeholders to assess the sector's performance.

- Multi-Stakeholder Group (MSG):
  The MSG, a core component of EITI implementation, includes representatives from government, civil society, and the private sector. It plays a vital role in monitoring compliance with transparency standards and providing recommendations for sector improvements.

- Contract Transparency
  The Public Procurement Agency (Agjencia e Prokurimit Publik) plays a role in ensuring transparency in government contracts, including those related to the extractive sector. The agency is responsible for preparing regulations, standard tender documents, and monitoring public procurement processes to maintain a transparent and efficient system

- Auditing and Reporting:
  The General Tax Directorate conducts regular audits of fiscal contributions, ensuring compliance with national tax laws. Combined with AKBN's production monitoring, this process mitigates the risk of misreporting or revenue loss

Legal and Institutional Framework in the Mining Sector

Legal Framework

The legal framework governing Albania's mining sector serves as the foundation for regulating mineral resource extraction, ensuring transparency, environmental protection, and sustainable economic benefits. However, despite its comprehensive legal structure, it faces also challenges due to the particular situation of the mining sector in Albania with almost 700 hundred licenses,

The current legal framework should not only regulate but also:

- Improve Governance and Business Climate: Simplify and consolidate legislation to reduce administrative burdens and create a predictable, stable regulatory environment for investors.

- Support Economic Development: Strengthen mining revenues, employment, and poverty reduction while ensuring fair competition and sustainable resource use.

- Encourage Technological Advancement and Value-Added Processing: Promote the adoption of modern technologies and incentivize local processing of minerals to retain more value within Albania.

- Enhance Transparency and Public Engagement: Ensure better legal accessibility, prevent discretionary decision-making, and promote public oversight in mining revenue management.

- Ensure Sustainable Resource Management: Promote rational, energy-efficient, and environmentally responsible extraction practices, certified by the community and aligned with long-term sustainability goals.

Key Mining Laws and Regulations

Law No. 10304, dated 15.07.2010, "On the Mining Sector in the Republic of Albania" (as amended)

This law serves as the cornerstone of Albania's mining regulatory framework, governing mining and post-mining activities. It aims to foster transparency, promote competition, and maximize public benefits while safeguarding the environment and public health.

- State Ownership of Resources (Article 3): All minerals in their natural form within Albania's territory, including underwater resources, are public property, managed by the Ministry of Infrastructure and Energy (MIE).
- Granting of Mining Rights: Mining rights may be granted to local and foreign legal entities through competitive bidding or direct agreements, in line with Albania's concession and public-private partnership laws.
- Environmental Safeguards: The law mandates strict environmental protection measures and outlines obligations for industrial waste management and post-mining rehabilitation.

Law No. 111/2015, dated 15.10.2015, "On Albanian Geological Survey"

This law regulates the Albanian Geological Survey (AGS), ensuring that the management and research of mineral resources maximize public benefit while maintaining sustainability.

- Key Activities (Article 6):
    - Research and evaluation of metallic and non-metallic minerals, hydrocarbons, and underground water reserves.
    - Continuous geological studies and environmental monitoring.
    - Development of a comprehensive geological database accessible to government institutions and stakeholders.
    - Oversight of mining prospecting activities and compliance with exploration permits.

DCM No. 320, dated 21.04.2011, "On Approving Rules for Bidding and Application Review for Mineral Permits"

This decision outlines the competitive procedures for obtaining mining permits.

- Competition Procedures: Open to domestic and foreign entities through transparent bidding processes.
- Identification of Competitive Areas: Conducted by the Albanian Geological Survey (AGS) and National Agency of Natural Resources (AKBN).
- Permit Issuance: Administered through the National Licensing Center (QKL) upon submission of required documentation.

DCM No. 969, dated 02.12.2015, "On Minimum Requirements for Safety and Health in Mining"

This regulation transposes EU Directive 92/104/EEC into Albania's legal framework, ensuring worker safety and health protections in mining operations.

- Mandatory Reporting: Employees must report accidents and hazardous events to regulatory authorities.
- Enforcement and Penalties: Non-compliance leads to sanctions as per Law No. 10237, dated 18.02.2010, "On Safety and Health at Work".

Instruction of MIE No. 10, dated 26.01.2015, "On Rules for Reviewing Administrative Appeals in Mining"

This instruction governs the dispute resolution process for mining entities contesting administrative measures.

- Appeal Process: Appeals are reviewed by the Ministry of Infrastructure and Energy (MIE) within 30 days.

- Further Appeals: If necessary, cases can be escalated to the administrative court under Albania's legal framework.

Fiscal Regime

Type of Tax	Legal References	Brief Description
Tax on Profit	Law No. 8438, dated 28.12.1998, "On Income Tax", amended; MFE Instruction No. 5, dated 30.01.2006, amended; Law No. 29/2023, dated 30.03.2023, "On Income Tax"	The standard corporate income tax rate remains at 15%. Notably, under the new law, all entities, regardless of their annual turnover, are subject to corporate income tax. This marks a departure from previous legislation, which exempted certain entities based on turnover thresholds.
Royalties	Law No. 9975, dated 28.07.2008, "On National Taxes" (amended with several laws)	Royalties are calculated as a percentage of the market value of extracted minerals. Rates vary: 4%-6% for metallic and non-metallic minerals, while fixed rates (in ALL) apply for other mineral groups such as bitumen or construction materials. AKBN monitors royalty calculations and payments to ensure compliance with the law.
Value Added Tax (VAT)	Law No. 92/2014, dated 24.07.2014, "On Value Added Tax"; MFE Instruction No. 6, dated 30.01.2015, amended	VAT is applied at a standard rate of 20% on local sales and 0% on exports. The mining sector does not receive VAT exemptions or tax benefits under the current legislation, ensuring neutrality and consistency with Albania's fiscal policies.
Employee Income Tax	Law No. 8438, dated 28.12.1998, "On Income Tax", amended; MFE Instruction No. 5, dated 30.01.2006, amended	Employee income tax is based on a progressive system ranging from 0% to 23%, depending on the employee's income. This tax structure applies uniformly across all economic sectors, ensuring equitable contribution from workers in the mining industry.
Social and Health Insurance Contributions	Law No. 9136, dated 11.09.2003, "On the Collection of Social & Health Insurance Contributions," amended; Law No. 7703, dated 11.05.1993; Law No. 10383, dated 04.02.2011	Employers contribute 15% of the gross salary for social insurance and 1.7% for health insurance, while employees contribute 9.5% for social insurance and 1.7% for health insurance. These contributions ensure workers' access to healthcare and social benefits, consistent with regulations across sectors.
Dividends Tax	Law No. 8438, dated 28.12.1998, "On Income Tax", amended; MFE Instruction No. 5, dated 30.01.2006, amended	The tax on dividends is calculated at 8% of the gross amount distributed to shareholders. Starting from 2019, this rate has been unified for all sectors, including mining, to ensure consistency in profit-sharing contributions to the State.
Withholding Tax (WHT)	Law No. 8438, dated 28.12.1998, "On Income Tax", amended; MFE Instruction No. 5, dated 30.01.2006, amended	A 15% withholding tax is applied to income generated in Albania by non-resident entities or individuals. This rate also applies to Albanian residents who are not registered with the tax authorities. The withholding tax ensures revenue collection from external beneficiaries operating within the mining sector.
Carbon Tax	Law No. 9975, dated 28.07.2008, "On National Taxes," amended	Under Article 4, Point 6 of Law No. 9975, the carbon tax is set at 3 ALL per kilogram for coal. This tax aims to reduce carbon emissions and encourage environmentally sustainable practices within mining operations and the broader economy.

Table 4 - Fiscal Regime, Mining Sector

1.1.3 Legal and Institutional Framework in Hydro-Energy Sector 2.1(a)

The hydro-energy sector in Albania is governed by a series of laws and regulations aimed at ensuring the sustainable use of water resources, fostering investment, and maintaining compliance with environmental and safety standards.

Institutional Framework

Institution	Roles and Responsibilities
Ministry of Infrastructure and Energy (MIE)	The MIE designs and implements energy policies, focusing on renewable energy development and the sustainable management of water resources for hydro-energy production. The Ministry also oversees the issuance of licenses and concessions for hydropower projects.
Ministry of Tourism and Environment (MTE)	MTE monitors environmental compliance in hydro-energy projects, reviewing and approving Environmental Impact Assessments (EIAs). It ensures that hydro-energy operations adhere to sustainability standards and protect ecosystems and local communities.
Energy Regulatory Entity (ERE)	ERE is responsible for regulating the electricity market, licensing hydro-energy operators, and monitoring their compliance with technical and financial standards. ERE also sets tariffs for energy producers, distributors, and suppliers, ensuring fair competition and protecting consumers.
Albanian Electrical Power Corporation (KESH)	KESH, a state-owned company, operates large hydropower plants and plays a key role in Albania's electricity generation. It is responsible for maintaining and expanding Albania's hydropower production capacity to meet national energy demands.
Transmission System Operator (OST)	OST manages Albania's electricity transmission network, ensuring reliable delivery of electricity generated by hydropower plants to distribution networks and final consumers. OST is also responsible for the integration of Albania's electricity system with regional and European networks.
Electric Energy Distribution System Operator (OSHEE)	OSHEE manages the electricity distribution network, ensuring the efficient delivery of electricity from the transmission system to final consumers. OSHEE is a key player in the operational reliability of hydro-energy distribution.
Distribution System Operator (OSSH)	OSSH, a subsidiary of OSHEE, focuses specifically on managing distribution networks and implementing upgrades to improve reliability and efficiency in the delivery of electricity generated by hydropower plants.
Universal Service Supplier (FSHU)	FSHU provides electricity to consumers under regulated tariffs, ensuring affordable access to electricity for households and small businesses. It plays an essential role in supplying energy produced by hydropower plants to regulated markets.
The Free Market Supplier (FTL)	FTL supplies electricity to the free market, catering to consumers not covered by regulated tariffs. This institution facilitates competition and ensures that energy from hydropower plants is available in Albania's liberalized electricity market.
Agency for Concessions and PPP (ATRAKO)	ATRAKO oversees concession agreements and public-private partnerships in the hydro-energy sector. It ensures that these agreements comply with national laws and international best practices, promoting transparency and accountability in the development of hydropower infrastructure.

Table 5 - Institutional Framework, Hydro-energy sector

Legal Framework

Law No. 43/2015, dated 30.04.2015, "On the Power Sector" (as amended)

Law No. 43/2015 provides the foundation for Albania's electricity sector, including hydropower. It establishes the principles, policies, and institutional responsibilities for managing energy resources and ensuring a reliable supply of electricity.

- Council of Ministers' Responsibilities:

The Council of Ministers is mandated to develop policies for the power sector that align with Albania's broader economic development strategies. This ensures that the energy sector supports national growth and sustainability goals.

- National Energy Strategy:
  The Ministry of Infrastructure and Energy (MIE) is tasked with preparing the National Energy Strategy, which defines the medium- and long-term objectives for Albania's energy sector. This strategy, updated every five years, emphasizes renewable energy, particularly hydropower, as a pillar of Albania's energy mix. It also outlines measures to enhance energy security and promote regional market integration.

- Data Collection and Reporting:
  Entities engaged in electricity production, transmission, and distribution must provide regular operational data to the MIE. This reporting framework ensures informed policy decisions and compliance with international obligations, such as the Energy Community Treaty.

- Repeal of Previous Law:
  This law repealed Law No. 9072, dated 22.05.2003, "On the Energy Sector," consolidating and modernizing Albania's legislative framework for energy governance.

Law No. 24/2023, dated 23.03.2023, "On the Promotion of the Use of Energy from Renewable Sources" *(Replaced Law No. 7/2017)*

Law No. 24/2023 modernizes Albania's renewable energy framework, replacing Law No. 7/2017, which had provided the initial structure for promoting renewables. The new law introduces dynamic mechanisms to attract investment, enhance transparency, and align with Albania's decarbonization goals.

- Transition to Renewable Energy Auctions:
  This law replaces static feed-in tariff mechanisms with competitive renewable energy auctions. These auctions encourage cost-effective project development, ensuring that hydropower and other renewable projects are allocated transparently and efficiently.

- Hydropower Focus:
  Hydropower remains central to Albania's renewable energy strategy under this law. Incentives are provided for small and medium-sized hydropower plants, recognizing their potential to contribute to energy security and rural economic development.

- Guarantees of Origin (GOs):
  The law introduces a certification system for renewable energy, allowing operators to issue Guarantees of Origin (GOs). These certifications verify the renewable nature of energy produced and can be traded in domestic and international markets, offering operators additional revenue opportunities.

- Enhanced Transparency:
  The law strengthens reporting obligations, requiring real-time production data from operators. This ensures better oversight, facilitates market planning, and builds public trust in renewable energy projects.

- Alignment with EU Directives:
  Law No. 24/2023 aligns Albania's renewable energy policies with the latest EU directives, particularly regarding decarbonization and sustainability. This alignment supports Albania's integration into European energy markets and strengthens its commitments under the Energy Community Treaty.

- Implications of the Replacement:
  Law No. 7/2017 was limited by its reliance on feed-in tariffs, which became less competitive over time. By adopting auctions, Albania can attract more diverse investments while reducing the burden on public finances. The emphasis on transparency and market integration under Law No. 24/2023 reflects Albania's evolving energy priorities.

Law No. 125/2013, dated 25.04.2013, "On Concessions and Public-Private Partnerships" (PPP)

This law provides the legal framework for developing hydropower projects through concessions and public-private partnerships, fostering private sector participation in infrastructure development.

- Scope of Application:
  The law applies to electricity production, transmission, and distribution projects. It facilitates the involvement of private entities in hydropower infrastructure, allowing for a more dynamic and competitive energy sector.

- Roles of Public and Private Partners:
  Public authorities are responsible for regulatory oversight and ensuring compliance with concession terms. Private entities finance, construct, and operate the projects, often receiving financial support or incentives to ensure project viability.

- Transparency and Accountability:
  Concession agreements must be publicly disclosed, ensuring that project terms align with national interests and international standards.

DCM No. 822, dated 07.10.2015, "On the Approval of Rules for Non-Concession Power Plant Construction"

This decision governs the construction of electricity generation facilities that are not subject to concession agreements.

- Objective:
  The regulation defines the documentation and procedural requirements for entities seeking to build non-concession power plants, ensuring compliance with Article 49 of Law No. 43/2015.

- Streamlined Processes:
  This decision simplifies the application process for private investors, encouraging the development of smaller-scale or independent hydropower projects.

DCM No. 519, dated 13.07.2016, "On the Approval of the Electric Power Market Model"

This decision introduced the Albanian Market Model (AMM), a framework designed to transition Albania's electricity market into a competitive and efficient system.

- Key Objectives:
  - Full market liberalization, allowing hydropower operators to participate in a competitive market.
  - Compliance with the Energy Community Treaty, facilitating regional market integration.
  - Establishing a balancing energy market to optimize supply and demand.
  - Enhancing market liquidity through measures that promote efficient energy trading.

Fiscal Regime

Type of Tax	Legal References	Brief Description
Tax on Profit	Law No. 8438, dated 28.12.1998, “On Income Tax”, amended; MFE Instruction No. 5, dated 30.01.2006, amended; Law No. 29/2023, dated 30.03.2023, "On Income Tax"	According to Law No. 8438, Tax on Profit for resident companies is unified for all sectors of the economy, including the hydro-energy sector. The tax rate starting from January 1, 2014, is 15% on taxable profit. Taxable profit is calculated by deducting allowable expenses from revenue, ensuring a fair tax base.
Value Added Tax (VAT)	Law No. 92/2014, dated 24.07.2014, “On Value Added Tax”; MFE Instruction No. 6, dated 30.01.2015, amended	According to Law No. 92/2014, VAT is applied at a rate of 20% on local sales and 0% on exports. The hydro-energy sector does not benefit from VAT exemptions or specific incentives, ensuring a consistent application of VAT regulations across sectors.
Employee Income Tax	Law No. 8438, dated 28.12.1998, “On Income Tax”, amended; MFE Instruction No. 5, dated 30.01.2006, amended	Employee income tax is based on a progressive system ranging from 0% to 23%, depending on the employee’s income level. This structure is unified across all sectors of the economy, including the hydro-energy sector.
Social and Health Insurance Contributions	Law No. 9136, dated 11.09.2003, “On the Collection of Social & Health Insurance Contributions,” amended; Law No. 7703, dated 11.05.1993; Law No. 10383, dated 04.02.2011	Employers contribute 15% of the gross salary for social insurance and 1.7% for health insurance. Employees contribute 9.5% for social insurance and 1.7% for health insurance. These contributions ensure access to healthcare and social benefits for employees in the hydro-energy sector.
Dividends Tax	Law No. 8438, dated 28.12.1998, “On Income Tax”, amended; MFE Instruction No. 5, dated 30.01.2006, amended	Dividends distributed to shareholders are taxed at 8% of the gross amount. This rate applies uniformly across all economic sectors, including the hydro-energy sector, ensuring equitable contribution from profit-sharing mechanisms.
Withholding Tax (WHT)	Law No. 8438, dated 28.12.1998, “On Income Tax”, amended; MFE Instruction No. 5, dated 30.01.2006, amended	A 15% withholding tax is applied to income generated in Albania by non-resident entities or individuals. This tax ensures revenue collection from external beneficiaries operating in the hydro-energy sector, aligning with national fiscal policies.

Table 6 - Fiscal Regime, Hydro-Energy sector

1.1.4 Legal and Institutional Framework in Renewable Energy 2.1(a)

Institutional Framework

The governance and management of the renewable energy sector in Albania involve key institutions responsible for policy formulation, regulation, and oversight. These institutions ensure the sustainable development of renewable energy resources, including hydropower, solar, and wind energy.

Institution	Roles and Responsibilities for the Photovoltaic Industry
Ministry of Infrastructure and Energy (MIE)	Drafts policies and strategies specific to photovoltaic energy development. Oversees the organization of renewable energy auctions (Article 10, Law No. 24/2023) for large-scale solar farms, replacing former feed-in tariff schemes. Facilitates licensing and authorization processes for all solar projects, including self-consumption systems up to 500 kW (Article 20).
Energy Regulatory Entity (ERE)	Regulates photovoltaic energy operators by issuing licenses and overseeing competitive auctions. It is also responsible for allocating and verifying Guarantees of Origin (GOs) under Article 17, which certify renewable electricity production. ERE ensures compliance with technical and financial criteria established in auction contracts.
National Agency of Natural Resources (AKBN)	Provides technical assessments and promotes Albania's photovoltaic potential to investors. Supports the technical design of renewable energy auctions, evaluates land suitability, and ensures project compliance with operational standards, in line with the new competitive framework.
Ministry of Tourism and Environment (MTE)	Evaluates and approves Environmental Impact Assessments (EIAs) for large-scale photovoltaic projects. Ensures that projects meet sustainability requirements strengthened under Article 21 of Law No. 24/2023.
Transmission System Operator (OST)	Facilitates grid integration of photovoltaic systems and is now legally obligated to provide fair, non-discriminatory access to the transmission network (Article 15). Supports infrastructure upgrades to manage variable output from solar installations.
Universal Service Supplier (FSHU)	Engages in the procurement and supply of photovoltaic energy from self-producers under regulated arrangements. Manages the annual net-metering settlement process for producers up to 500 kW, as formalized by Article 20.
The Free Market Supplier (FTL)	Facilitates trade in photovoltaic energy on Albania's open market. Following market liberalization efforts under DCM No. 519/2016, FTL enables solar producers to access commercial and industrial consumers.

Legal Framework

Law No. 43/2015, “On the Power Sector”

Still applicable as the foundational law for production, transmission, and distribution:

- Policy Development:
  The Council of Ministers defines energy policy goals, integrating renewables into national development strategies.

- Data Collection:
  Producers must report operational data to MIE for monitoring and planning.

- Licensing:
  ERE retains licensing responsibilities, now operating in coordination with the auction-based support scheme of Law No. 24/2023.

Law No. 24/2023, “On the Promotion of the Use of Energy from Renewable Sources”

This is the key 2023 change that replaced Law No. 7/2017 and introduced a market-based, transparent, and EU-aligned renewable energy framework.

- Competitive Auctions *(Article 10):*
  Feed-in tariffs are no longer offered. Instead, support is awarded exclusively through auctions, prioritizing cost-effective and technically feasible solar projects.

- Guarantees of Origin *(Article 17):*
  Producers can issue and trade GOs to verify and monetize the renewable nature of their electricity.

- Support for Small Producers *(Article 20):*
  Establishes a legal category for self-producers up to 500 kW, enabling rooftop and small-scale PV to sell surplus energy to the grid through net metering with annual settlement.

- Grid Access *(Article 15):*
  DSOs and TSOs are required to offer non-discriminatory grid connection and capacity information.

- EU Alignment *(Article 1 & 28):*
  Brings Albania in line with EU Directive 2018/2001 (RED II), supporting national and regional decarbonization targets.

Law No. 125/2013, dated 25.04.2013, “On Concessions and Public-Private Partnerships” (PPP)
This law provides the legal basis for engaging the private sector in the development of public infrastructure and services, including renewable energy projects.

- Concessions:
  Enables the development of large-scale photovoltaic projects through concession agreements, where private entities finance, build, and operate energy facilities under contractual arrangements with public authorities.

- Public-Private Partnerships:
  Facilitates collaboration between public institutions and private investors, ensuring efficient project delivery while maintaining regulatory oversight and alignment with national energy objectives.

DCM No. 822, dated 07.10.2015, “On the Approval of Rules for Non-Concession Power Plant Construction”

This decision outlines the procedural and documentation requirements for the construction of electricity generation facilities, including photovoltaic plants, that are not subject to concession agreements.

- Non-Concession Projects:
  Applies primarily to small and medium-sized PV installations initiated by private investors without public-private partnership arrangements.

- Complement to Auctions:
  Operates in parallel with the auction-based system introduced by Law No. 24/2023, providing a regulatory pathway for projects not seeking state support.

DCM No. 368, dated 26.05.2021, "On Renewable Energy Auctions"

This decision establishes the regulatory framework for organizing competitive auctions for renewable energy projects, as mandated by Article 10 of Law No. 24/2023.

- Auction Design:
  Sets out the procedures, evaluation criteria, and documentation required for participating in renewable energy tenders, with a particular focus on transparency, cost-effectiveness, and environmental compliance.

- Project Selection:
  Prioritizes technically viable and financially sound photovoltaic projects that support Albania's energy diversification and decarbonization goals.

Law No. 10431, dated 09.06.2011, "On Environmental Protection"

This law governs environmental protection standards across all sectors and ensures that renewable energy development aligns with national and EU environmental regulations.

- Environmental Impact Assessments (EIAs):
  Requires mandatory EIAs for large-scale photovoltaic projects to assess and mitigate potential impacts on ecosystems, landscapes, and local communities.

- Preventive Measures and Oversight:
  Mandates the adoption of mitigation strategies throughout the project lifecycle and grants oversight authority to the Ministry of Tourism and Environment.

DCM No. 519, dated 13.07.2016, "On the Approval of the Electric Power Market Model"

This decision introduced the Albanian Market Model (AMM), providing the structure for a liberalized and competitive electricity market.

- Market Integration:
  Enables photovoltaic producers to sell electricity directly to eligible consumers on the free market and participate in balancing mechanisms.

- Regulatory Framework:
  Supports the integration of solar energy by promoting transparency, competition, and non-discriminatory access to market infrastructure.

Fiscal Regime

Type of Tax	Legal References	Brief Description
Tax on Profit	Law No. 8438, dated 28.12.1998, "On Income Tax", amended; MFE Instruction No. 5, dated 30.01.2006, amended; Law No. 29/2023, dated 30.03.2023, "On Income Tax"	According to Law No. 8438, Tax on Profit for resident companies is unified for all sectors of the economy, including the photovoltaic sector. The tax rate is 15% on taxable profit. Taxable profit is calculated by deducting allowable expenses, such as capital expenditures for installing solar panels, from total revenue.
Value Added Tax (VAT)	Law No. 92/2014, dated 24.07.2014, "On Value Added Tax"; MFE Instruction No. 6, dated 30.01.2015, amended	VAT is applied at a standard rate of 20% on local sales and 0% on exports. Equipment and services specifically required for photovoltaic energy production may qualify for VAT exemptions, depending on project scope and eligibility under renewable energy incentives outlined by the government.
Employee Income Tax	Law No. 8438, dated 28.12.1998, "On Income Tax", amended; MFE Instruction No. 5, dated 30.01.2006, amended	Income tax from employment is based on a progressive system ranging from 0% to 23%, depending on income levels. This structure is uniform across all sectors, including photovoltaic energy operators and their employees.
Social and Health Insurance Contributions	Law No. 9136, dated 11.09.2003, "On the Collection of Social & Health Insurance Contributions"; Law No. 7703, dated 11.05.1993, amended; Law No. 10383, dated 04.02.2011, amended	Employers contribute 15% of gross salary for social insurance and 1.7% for health insurance, while employees contribute 9.5% and 1.7%, respectively. This ensures access to healthcare and social benefits for workers involved in photovoltaic energy projects, including construction and maintenance teams.
Dividends Tax	Law No. 8438, dated 28.12.1998, "On Income Tax", amended; MFE Instruction No. 5, dated 30.01.2006, amended	Dividends distributed by photovoltaic energy companies to shareholders are taxed at 8% of the gross amount. This tax rate applies uniformly across all sectors, incentivizing investment in solar energy by maintaining relatively low dividend taxation.
Withholding Tax (WHT)	Law No. 8438, dated 28.12.1998, "On Income Tax", amended; MFE Instruction No. 5, dated 30.01.2006, amended	A 15% withholding tax is applied to income generated by non-resident entities providing goods or services for photovoltaic energy projects in Albania. This ensures that international suppliers and contractors contribute to Albania's tax revenue while participating in the renewable energy sector.

Table 7 - Fiscal Regime, Renewable Energy

1.2 Contract and License Allocations (EITI Requirement 2.2)

1.2.1 Contract and License Allocations for Oil and Gas Sectors[4]

The allocation of contracts and licenses in Albania's oil and gas sector follows a defined process governed by the Regulation for Hydrocarbon Agreements, License Approvals, and Relevant Deadlines. The framework is overseen by the Ministry of Infrastructure and Energy, the National Agency of Natural Resources (AKBN), and Albpetrol Sh.A. The process ensures transparency and compliance with legal and procedural standards.

i. Initiation of the Licensing Process

The process begins with the Ministry identifying available oil and gas blocks for exploration and production. Through public announcements published on the official websites of the Ministry, AKBN, and Albpetrol, maps of the free blocks or fields are shared along with application instructions. These announcements invite interested entities to participate by submitting applications.

If a block has no prior public announcement, the Ministry or Albpetrol may issue a special call for applications based on a request from an interested party. This call must remain open for a minimum of 90 days, ensuring adequate time for submission.

The application format includes a submission deadline, application forms, and detailed requirements, enabling a clear and transparent process.

ii. Submission and Review of Applications

Interested entities submit their applications to the Ministry, AKBN, or Albpetrol, depending on the management of the block. The application must include:

- Technical and financial qualifications.
- Demonstration of the applicant's capacity to fulfill legal and operational requirements.

Upon receipt, applications are reviewed by AKBN or Albpetrol within 10 days to verify compliance with the documentation requirements. If the application meets all criteria, it is forwarded to the next stage.

iii. Evaluation and Negotiation Process

Once an application is deemed complete, the Ministry appoints a negotiation team to discuss and finalize the terms of the agreement. This team typically includes representatives from the Ministry, AKBN, and Albpetrol, as well as independent experts if necessary.

The negotiation team evaluates the proposal based on the following:

- Technical and financial capacity of the applicant.
- Compliance with legal and contractual requirements.
- Alignment with national energy strategies.

Within 20 days, the negotiation team drafts the terms and submits the results to the Ministry. Meeting minutes and all relevant documentation are maintained to ensure transparency.

iv. Review and Approval of Agreements

[4] [4] http://www.akbn.gov.al/rregullore-per-procedurat-e-miratimit-te-marreveshjeve/

Once the terms are agreed upon, the draft agreement is forwarded to the Ministry of Finance and other relevant institutions for approval. These institutions review the financial, legal, and technical aspects of the agreement within 20 days. If revisions are required, the draft is returned to the negotiation team for further refinement.

When all parties approve the final draft, the Ministry authorizes the agreement, completing the contractual framework.

v. Issuance of Licenses

Following the approval of the hydrocarbon agreement, Albpetrol prepares the draft license within 10 days and submits it to the Ministry for final authorization. The license is signed by the Ministry and Albpetrol, granting the successful applicant the right to explore, develop, and produce oil and gas within the specified block.

If necessary, adjustments to the license terms may be made before finalization, ensuring alignment with national laws and international standards.

vi. Monitoring and Compliance

Once the license is issued, AKBN and Albpetrol are responsible for monitoring compliance with the terms of the agreement. License holders are required to submit regular reports on their activities, including operational, financial, and environmental aspects.

In cases of non-compliance, the Ministry reserves the right to impose penalties, revoke the license, or take other corrective actions to safeguard national interests

During the reporting period (2023), no changes were made to the legal or procedural framework governing the allocation of contracts and licenses in Albania's extractive sector. The process for awarding oil and gas exploration and production rights continues to be regulated by the existing framework outlined in the Regulation on Hydrocarbon Agreements, License Approvals, and Relevant Deadlines. This framework is implemented by the Ministry of Infrastructure and Energy (MIE), the National Agency of Natural Resources (AKBN), and Albpetrol Sh.A., and remains consistent with previous years. The final approval and issuance of licenses continue to follow established procedures, with monitoring and compliance ensured by AKBN and Albpetrol. No new reforms or changes to the allocation methodology were introduced in 2023.

1.2.2 Contract and License Allocations for Mining Sector[5]

The mining sector in Albania is regulated under Law No. 10304, dated 15 July 2010, which emphasizes transparency, public interest, and sustainable development. Mining activities are classified as being of significant public importance. Decisions related to mining rights are made in a transparent manner, incorporating consultations with local communities and obtaining input from relevant municipal governments. This process ensures that mining contributes to economic growth while minimizing adverse environmental and social impacts.

Procedures for Awarding Mining Licenses

Mining licenses in Albania are awarded through two principal methods to ensure fairness and maximize public benefit:

Mining licenses for areas designated as competitive zones in the annual mining program, pursuant to Article 8 of this law, are awarded to interested entities through a public competitive process. Conversely, for mining areas classified as open zones in the annual mining program, pursuant to Article 8, licenses are granted to the first eligible applicant who meets the permitting criteria, following the principle of "First in time, first in rights."

[5] http://akbn.gov.al//wp-content/uploads/2010/07/images_pdf_legjislacion_minierat_Nr._10304_dt._15.07.2010.pdf

The Annual Mining Cadaster Plan, published by MIE, serves as a cornerstone of transparency. This document identifies available mining areas and specifies the applicable licensing terms, including cadastral details, geological reserves, and licensing conditions. Public access to the plan ensures that all stakeholders, including local and international investors, are informed of opportunities and procedures.

Information about mineral resources can be found here: http://www.akbn.gov.al/wp-content/uploads/2022/10/Invest-in-Natural-Resorces.pdf

AlbEiti maintains the Mining Cadaster Portal and is accessible in the following link: https://miningcadastre.albeiti.org/?utm_source

Types of Mining Licenses and Permits

The Albanian mining law establishes distinct types of licenses based on activities, mineral groups, and specific terms for licensing. Below are the primary categories:

Type of License	Initial Duration	Extension Period	Maximum Area
Exploration License for Metallic Minerals, Non-Metallic Minerals, Coal, and Bitumen	3 years	1 year	No more than 100 km²
Exploration License for Construction Minerals	1 year	No extension	No more than 10 km²
Exploration License for Radioactive Minerals (Approved by the Council of Ministers)	3 years	1 year	No more than 100 km²
Exploitation License for Metallic Minerals, Non-Metallic Minerals, Coal, and Bitumen	25 years; 99 years with approval from the Albanian Parliament	10 years	No more than 10 km²
Exploitation License for Quarries for Local Public Use (Construction Minerals)	3 years	1 year	No more than 1 km²
Exploitation License for Construction Minerals	25 years; 99 years with approval from the Albanian Parliament	10 years	No more than 5 km²
Exploration-Exploitation License for Precious and Semi-Precious Minerals	25 years	10 years	No more than 10 km²
Exploitation License for Radioactive Minerals (Approved by the Council of Ministers)	25 years; 99 years with approval from the Albanian Parliament	10 years	No more than 10 km²

Table 8 - Types of Licenses

Albania's commitment to transparency in licensing is reflected in its Mining Cadaster Plan, which includes detailed information about available areas, their geographic and geological specifications, and the applicable licensing conditions. This document is made publicly available on the MIE website, ensuring accessibility for all stakeholders.

This process shall be:

- realized in time as prescribed in the mining legal acts because sometimes is revealed that the working program or annual plan for mining activities are published too late;
- information given for the mining areas shall include more data to be attractive for the investors.

Furthermore, the application process is conducted digitally via the e-Albania platform, enabling a streamlined and efficient submission process for both domestic and international applicants.

1.2.3 Contract and License Allocations for Hydropower Sector[6]

Albania's power system, encompassing electricity generation from water, thermal, and alternative sources, as well as transmission and distribution, is governed by comprehensive legislation. In April 2015, the Albanian government enacted Law No. 43/2015 "On the Power Sector" to align its energy sector with European Union directives. This law outlines the essential criteria for granting concessions for the construction or reconstruction of hydropower plants (HPPs) and the licensing requirements for energy production.

The Ministry of Infrastructure and Energy (MIE) serves as the primary authority for granting concessions in the hydropower sector. These concessions are issued in compliance with Law No. 125/2013 "On Concessions and Public-Private Partnerships" and its accompanying regulations, including DCM No. 575/2013, which defines the evaluation and granting processes for concessions and public-private partnerships.

The concession approval process is further supported by the Council of Ministers, which holds the ultimate responsibility for authorizing concessions. This ensures that all approvals adhere to legal and regulatory frameworks.

Concession Structure and Responsibilities

Hydropower concessions in Albania are structured under Build-Operate-Transfer (BOT) or Reconstruct-Operate-Transfer (ROT) agreements. These models place the financial burden of constructing or reconstructing power plants on private operators, who are then granted the right to operate the facility for a specified period. During the operational phase, operators are required to sell the electricity produced through Power Purchase Agreements (PPAs) with Wholesale Public Suppliers. The tariffs under these agreements are regulated by the Energy Regulatory Entity (ERE), employing a feed-in tariff model.

All concessions are awarded for a maximum duration of 35 years, as stipulated by the Law on Concessions. Extensions beyond this period are allowed only under specific circumstances, such as amendments to address national security, environmental protection, public health concerns, or force majeure events. Additional provisions may apply for changes in the legal framework, unforeseen circumstances affecting project feasibility, or when additional services or work are required.

Requirements for Hydropower Production

To engage in hydropower production, entities must fulfill a two-step process:

- Securing the Right to Build:
    - For facilities involving public water resources, this is achieved through a concession, granted in line with the Law on Concessions.
    - For installations with capacities of up to 2 MW, approval is required from the Minister of Infrastructure and Energy.
    - For facilities exceeding 2 MW, approval must be obtained from the Council of Ministers, as outlined in specific decisions governing new production capacities.
- Obtaining a Production License:
    - All entities must secure a production license from ERE, ensuring compliance with technical, environmental, and safety standards.

Concession Procedures

[6] https://ere.gov.al/doc/Law_no.43-2015_On_Power_Sector.pdf , http://atrako.gov.al/transparenca/kuadri_ligjor_rregullator/Law_no_125_2013_On_concessions_and_public_private_partnership_English.pdf

The concession process in Albania is guided by detailed laws and regulations, including the Law on Concessions, Public Procurement Law, and related DCMs. The procedure begins with either the identification of potential projects by the contracting authority or the submission of unsolicited proposals by investors.

For unsolicited proposals, if approved, the investor may receive a bonus during the evaluation process, amounting to up to 10% of the total points awarded. This competitive advantage is granted based on the contracting authority's recommendation and must be approved by the Council of Ministers. The DCM on Concession Rules provides a clear roadmap for the evaluation and granting of concessions, ensuring transparency and fairness.

Concession agreements authorize private entities to develop hydropower plants, use public resources, and sell the generated electricity. At the conclusion of the concession period, ownership of the plant is transferred to the state.

Production Capacities Not Requiring Concessions

For projects not subject to concession procedures, Article 49 of the Power Sector Law outlines the approval process:

- Facilities with a capacity of up to 2 MW require ministerial approval.
- Projects exceeding 2 MW must secure approval from the Council of Ministers.

Both categories must comply with environmental and technical regulations. Production licenses from ERE remain a mandatory requirement for all operational facilities.

No changes to the concession or licensing process were introduced during 2023, and the framework continues to operate in accordance with the established legal provisions.

1.2.4 Contract and License Allocation for Renewable-Energy (Photovoltaic)

Albania's photovoltaic (PV) sector is governed by a comprehensive legal framework that includes Law No. 43/2015 "On the Power Sector", Law No. 125/2013 "On Concessions and Public-Private Partnerships," and the newly enacted Law No. 24/2023 "On the Promotion of the Use of Energy from Renewable Sources." This updated framework ensures that the development and operation of PV projects align with EU directives and international standards for transparency, competition, and sustainability. Law No. 24/2023 introduced a fundamental shift in support schemes, replacing feed-in tariffs and concession-based incentives with a competitive auction model and establishing clearer procedures for small-scale and self-consumption projects.

The Ministry of Infrastructure and Energy (MIE) oversees policy implementation and renewable energy auctions for photovoltaic installations, while the Energy Regulatory Entity (ERE) is responsible for issuing production licenses, administering Guarantees of Origin, and monitoring compliance with technical, environmental, and operational standards. This modernized framework is designed to attract private investment, increase competitiveness, and support Albania's energy transition and decarbonization targets.

Concession Allocation Procedures

Previously, the allocation of concessions for photovoltaic projects was guided by structured processes under the Law on Concessions and regulations such as DCM No. 575/2013. These procedures aimed to ensure competitive and transparent resource management. As of 2023, following the adoption of Law No. 24/2023, concessions are no longer the principal mechanism for project allocation. Instead, renewable energy support is granted exclusively through public auctions conducted in accordance with DCM No. 368/2021.

The government now designates suitable sites for solar development and launches competitive tenders, where bidders compete based on technical, financial, and environmental criteria. Successful developers enter into standardized support agreements, such as Power Purchase Agreements (PPAs), Contracts for Difference (CfDs), or premium-based contracts, under a transparent and non-discriminatory process.

Construction of Non-Concession-Based Photovoltaic Installations

Photovoltaic installations not subject to concessions continue to follow a capacity-based approval process, regulated by DCM No. 822/2015. Projects up to 2 MW are approved by the Minister of Infrastructure and Energy, while those above 2 MW require Council of Ministers approval. All such projects must comply with technical and environmental standards and obtain a production license from ERE prior to operation.

As of 2023, Law No. 24/2023 has introduced new categories that streamline this process. “Demonstration projects” with a capacity up to 10.8 kW may now be installed without a license, based solely on a notification to the grid operator. Additionally, self-consumption systems up to 500 kW are formally recognized as “self-producers” and are entitled to inject surplus electricity into the grid through an annual net-metering scheme. These updates provide greater regulatory clarity and simplify procedures for households, businesses, and small-scale investors.

Licensing and Operational Requirements

All commercial photovoltaic energy producers in Albania must obtain a production license from ERE, ensuring compliance with technical, environmental, and operational criteria. Applicants must demonstrate financial viability, adhere to safety standards, and meet grid connection requirements. Licensed producers are required to report annually on energy output, maintenance, and environmental compliance.

Following the 2023 reforms, ERE is also responsible for managing Guarantees of Origin, which certify the renewable nature of the electricity produced and offer producers access to additional revenue streams in domestic and international green energy markets. Grid operators—OST and OSHEE—are now legally obligated to provide transparent, non-discriminatory access for both auction-winning and self-producing entities, further enhancing system integration and renewable uptake.

Developments in 2023

In 2023, the photovoltaic sector in Albania underwent significant regulatory transformation with the full implementation of Law No. 24/2023. This included the formal launch of the auction-based support system, which replaced the previous concession-driven model. Public tenders for utility-scale solar projects were structured to ensure market competitiveness, transparency, and alignment with Albania’s EU integration goals.

The legal recognition of self-producers and demonstration projects helped accelerate the deployment of rooftop and decentralized solar systems. These categories now benefit from reduced administrative burdens, clear grid connection rights, and eligibility for net metering. Guarantees of Origin were introduced to enhance market value and traceability of renewable electricity.

Digital tools such as the e-Albania platform continued to improve procedural efficiency, especially for small-scale applications. Simultaneously, infrastructure operators worked to upgrade grid capacity and flexibility in response to increased solar penetration, ensuring continued system reliability and effective integration of variable energy sources.

1.3. Register of Licenses (EITI Requirement 2.3)

1.3.1 Register of Licenses in Oil and Gas Sector[7]

Albania's oil and gas sector operates under a regulatory framework aimed at promoting transparency and accountability in managing hydrocarbon resources. The primary entity overseeing petroleum agreements is Albpetrol sh.a., which manages contracts and licenses with both domestic and international companies. As part of Albania's commitment to the EITI standard, a register of petroleum agreements is published to provide insight into active contracts for hydrocarbon exploration and production.

The register, available on Albpetrol's official website, includes information such as the geographic location of the licensed area, the names of contracting companies, and the legal basis for contract approval. For instance, the agreement for the Patos-Marinëz area was signed with Bankers Petroleum Albania Ltd. on June 19, 2004, with subsequent amendments approved by the Council of Ministers in 2008 and 2014. Similarly, the Kuçovë area is operated by Sherwood International Ltd., under an agreement approved in 2009 and amended in 2010. These examples demonstrate the transparency efforts being made to disclose key agreements.

[8]Albeiti also uploads the register of licenses and includes vitals information's such as concessionary company, address of the company, date of license, license duration, business number of the company, name of the area, type of concession, type of production, volume of production (ton). It also included the Summary of information on companies operating in the field of hydrocarbon exploration and discovery for 2023

- Below is the list of companies that operate in Oil and Gas Sector for year 2023

1. Përmbledhje e informacionit për kompanitë koncesionare që kanë vepruar në sektorin e nxjerrjes së hidrokarbureve për 2023:

1	**Kompania Koncesionare**	**Bankers Petoleum Albania Ltd**	**Anio Oil&Gas Sha**	**Delvina Gas Company Ltd**	**TerraOilSwiss sh.a.**	**Sherwood International Petroleum Ltd**	**Fin Pek Petroleum Sh.a**	**EDG Natural Gas Shpk**
2	Adresat e Kompanive	Lagja"Rruga "Murialdo", Sheq i Madh **Fier**	Rruga "Brigada 8", Pallati Lid, Kati 7, Ap.Nr.21 dhe Nr.22. **Tirane**	Rruga "Ibrahim Rrugova" Sky Tower, Kati 10,Zyra10/2 **Tirane**.	Rruga. "Ismail Qemali", Pallati "Fratari Construction" Ap.8/A, **Tirane**	Lagja"Rruga "Murialdo", Sheq i Madh **Fier.**	Lagja "Konference Pezes" Rruga "Mujo Ulqinaku", Nr.5. **Fier**	Rruga e Elbasanit, Vila Nr.71, **Tirane**
3	Data e dhënies të licensë-marrëveshjes	07.06.2004	04.07.2007 (Instrumenti Transferimit te Anio Oil & Gas: 5.05.2018)	04.07.2007 (22.08.2016, vendburimi Delvinës kaloi nga TAA te DGC)	02.12.2008	07/06/2007	26.08.2013 (Instrumenti Transperimit te Fin-Pek Petroleum 10.05.2016)	30.07.2021
4	Kohëzgjatja e licensës	25 vjeçare	25 vjeçare	25 vjeçare	25 vjeçare	25 vjeçare	25 vjecare	25 vjeçare
5	NIPTI i Shoqërisë koncesionare	K43128401L	L42223008U	L61416039U	L11725004I	L01607016G	L 01410008B	M11707029T
6	Emrërtimi i vendburimit.	Vendburimi i Patos-Marinzës	Vendburimi i Ballsh-Hekal	Vendburimi i Delvinës	Vendburimi i Visokës	Vendburimin e Kuçovës	Vendburimet e naftës Pekisht-Murriz,Finiq-Krane	Vendburimet e gazit Frakull dhe Povelçë

Below is the list of companies that operate in Exploration of Oil for year 2023

[7] http://www.akbn.gov.al/situata-aktuale-e-licencimit/, https://albpetrol.al/en/petroleum-agreement-companies/

[8] https://www.albeiti.org/site/regjistri-i-kompanive-koncensionare/

2.Përmbledhje e informacionit për kompanitë që veprojnë në fushën e kërkimit dhe zbulimit të hidrokarbureve për vitin 2023

1	**Emri i Kompanisë**	**Shell Upstream Albania B.V.**	**Shell Albania Block 4 B.V.**	**Eni Albania B.V.**
2	Adresa	Bulevardi Bajram Curri, ETC, kati i 5, Tirane	Bulevardi Bajram Curri, ETC, kati i 5, Tirane	Bulevardi Bajram Curri, Europian trade Center kati 4
3	Administratori i kompanisë dhe personi i kontaktit	Anthonie Marinus Frens Parid Shkurti (0693320251)	Anthonie Marinus Frens Parid Shkurti (0693320251)	Francesco Italiano +393440615191
3	Data e hyrjes në fuqi të Kontratës me Ndarje Prodhimi	31.07.2009	14.06.2019	04.03.2020
4	Kohëzgjatja e Kontrates	Aktualisht Kompania është në fazë vlerësimi, pas së cilës në rast të shpalljes së komercialitetit të zbulimit mund të futet në fazën e zhvillimit dhe prodhimit me një kohëzgjatje prej 25 vitesh	7 kërkim	25 Vjet
5	NIPTI i Subjektit	L21807009I	L9182101P	M11531003C
6	Emertimi i Blloqeve të kërkimit	Blloku "2-3", në tokë	Blloku "4", në tokë	Blloku "Dumrea"
7	Lloji i Marrëveshjes	Kontratë me Ndarje Prodhimi	Kontratë me Ndarje Prodhimi	Kontratë me Ndarje Prodhimi
8	Produkti që kërkohet	Nafte , Gaz	Nafte , Gaz	Naftë, Gaz
9	Prodhimi gjatë vitit 2022	0.0	S'ka	S'ka
10	Administratori dhe nr. i tij i kontaktit	Anthonie Marinus Frens 069 70 58 195	Anthonie Marinus Frens 069 70 58 195	Francesco Italiano +393440615191
11	Numri i punonjësve	76	0	9
12	Të ardhurat nga shitja	S'ka	S'ka	S'ka
13	Rentën minerare të paguar	S'ka	S'ka	S'ka

No new licensing agreements were issued in this sector during 2023.

1.3.2 Register of Licenses in Mining Sector[9]

The website of the Ministry of Infrastructure has published data for mining licenses only up to 2022. Year 2023 is not included. However, this information can be obtained in Albeiti website. Below is a list of licenses and issued revoked licenses during 2023:

- Licenses of Mining companies

No. of license	License Approval Date	Name of Entity	Tax Identification Number (NIPT)	Type of Mineral
1941	20.01.2023	Aurum Construction shpk	J92218004M	Limestone
1942	20.01.2023	SHQIPONJA - G shpk	K43303202D	Limestone
1943	17.02.2023	Brataj Stone 22 shpk	M26814207E	Decorative Limestone
1943*	NK	Stone Quramenga	M16518201M	Decorative Limestone
1944	21.03.2023	BB Group Construction	M03902201G	Limestone
1945	28.03.2023	Gjoka Konstruksion sh.a	J91815014U	Limestone
1946	01.06.2023	Aghak Cara shpk	M07508301P	Limestone
1947	02.06.2023	Argjiro-Stone-Natyral shpk	L03627601H	Slab Limestone
1948	14.06.2023	Stone Albania shpk	K86931201C	Decorative Limestone
1949	05.07.2023	Selenica Bituminous Gravel shpk	L83816401A	Coal
1950	17.07.2023	Kapxhiu-Stone shpk	L59128401C	Slab Sandstone (block-form)
1951	26.07.2023	BUILDING CONSTRUCTION	L 11401034P	Gold
1952	26.07.2023	Style Consruction	L98417301V	Limestone Rock
1953	26.07.2023	Tete Albania Tunnel&Mining sh.a	K71627041B	Copper
1954	26.07.2023	Tete Albania Tunnel&Mining sh.a	K71627041B	Copper

[9] https://www.albeiti.org/site/wp-content/uploads/2025/04/r-lejeve-minerare-2023-per-publikim-mars-2023.pdf

1955	24.08.2023	Tete Albania Tunnel&Mining sh.a	K71627041B	Copper
1956	24.08.2023	Tete Albania Tunnel&Mining sh.a	K71627041B	Copper
1957	24.08.2023	Vlora Harbor Construction and Maintanance shpk	M21806032P	Limestone
1958	13.12.2023	GRANIT ALB shpk	K31329080S	Limestone Rock

- Revoked Licenses of Mining companies

No. of license	License Revoked Date	Name of Entity	Tax Identification Number (NIPT)	Type of Mineral
1764/1	01.08.2023	ALB-STAR SH.P.K.	J629035I2W	limestone
1717	31.08.2023	DRINI-1 sh.p.k.	J78716317H	limestone
1496/2	27/01/2023	BALKAN MINERAL INVEST sh.p.k.	K72305022Q	bituminous sand
1496/3	27/01/2023	BALKAN MINERAL INVEST sh.p.k.	K72305022Q	bituminous sand
1731/1	31.08.2023	EVI CONSTRUKTION & EVI- MINERAL INVEST SH.P.K.	L41425014J	chromium
1875	31.08.2023	EVI CONSTRUKTION & EVI- MINERAL INVEST SH.P.K.	L41425014J	chromium
1756	24.08.2023	FUSHE KRUJA CEMENT FACTORY SH.P.K.	K71827801E	limestone
1911	31.05.2023	Gjoka Konstruksion sh.a	J91815014U	limestone mineral
1740	31.08.2023	GRUPPO BABASI SH.P.K.	L46618002N	marbled limestone mineral
1834	31.05.2023	GULF MINING MATERIALS AL SH.P.K.	L61529023K	marbled limestone mineral
1934	31.08.2023	H4 CHR0M SH.P.K.	L81906026C	chromium
1163/1	16.11.2023	KLERVIBSRIS SH.P.K	K86328401E	chromium
949	16.11.2023	LENA-1 SH.P.K	K92224004U	chromium
1240/1	31.05.2023	"QERAMIKA APOLLON" sh.p.k	K73328401U	clay
1802	31.05.2023	"TUR-ALB-KROM" SH.P.K	K81819509L	chromium
1849	16.11.2023	VELLAZERIA MINERALS ALBANIA SH.P.K	L22323013L	chromium
1915	31.05.2023	KRAS 2018 SH.P.K	L81923006E	slab limestone mineral

According to Albeiti Report during this period 18 new mining licenses were issued, covering a diverse range of minerals including limestone, decorative limestone, slab sandstone, copper, coal, clay, and gold. Companies like Tete Albania Tunnel & Mining received multiple licenses for copper extraction, indicating increased interest in metallic minerals.

At the same time, 17 licenses were revoked, with most cancellations involving limestone and chromium operations, alongside cases related to bituminous sand, clay, and marbled limestone. These revocations reflect continued regulatory enforcement and a rebalancing of activity within Albania's mining sector, ensuring compliance and proper resource management.

1.4. Beneficial Ownership (EITI Requirement 2.5)

Albania has taken concrete steps to comply with EITI Standard 2.5 by advancing transparency around beneficial ownership in the extractive sector. Through the introduction of a solid legal infrastructure and the launch of an open-access Beneficial Ownership Register, the country has reinforced its efforts toward greater accountability and public disclosure.

The identification and regulation of beneficial ownership are governed by Law No. 112/2020, which focuses specifically on the registration of beneficial owners, and by the amended Law No. 9917 on the prevention of money laundering. These legislative measures are in line with global norms and obligate all relevant entities to submit

detailed information regarding individuals who ultimately own or control them. Further regulations have been issued to standardize registration procedures, helping to ensure legal consistency and effective oversight across all obliged parties. The complete legal documentation can be accessed at:

https://qkb.gov.al/legjislacioni/legjislacioni-p%C3%ABr-regjistrimin-e-pronarit-p%C3%ABrfitues/

Since 2020, Albania has operated a Beneficial Ownership Register that is open to the public and managed by the National Business Center (QKB). This register offers comprehensive data on individuals who ultimately own or control companies registered in Albania, including those engaged in extractive activities.

The register contains key details such as:

- Full names of beneficial owners
- The extent of ownership and control held
- Information on direct shareholders (for local entities) and parent companies (for foreign branches)

Public access to this registry is available online at: https://qkb.gov.al/kerko/kerko-ne-regjistrin-e-pronareve-perfitues-rpp/k%C3%ABrko-p%C3%ABr-subjekt-raportues/.
This digital platform enhances openness and enables all interested parties to easily retrieve ownership data.

Information on beneficial ownership is embedded within the Commercial Register administered by the National Business Center (QKB). All companies, including those in the oil, gas, and mining sectors, are subject to these disclosure requirements. Firms involved in the extractive industries must provide ownership data as part of the licensing process—whether applying for or maintaining exploration and production rights. This ensures that the identities of ultimate owners are transparent and publicly accessible. By incorporating these disclosures into a centralized system, Albania strengthens compliance with the EITI Standard and reinforces transparency and accountability across its extractive sector.

While Albania has successfully implemented the register, there are areas for improvement:

- Politically Exposed Persons (PEPs): Ensure that the register explicitly identifies PEPs involved in extractive industries.
  The Beneficial Ownership Register does not explicitly identify PEPs, as its scope covers all registered companies without distinguishing politically exposed individuals. However, PEP activities in Albania are regulated under specific legal frameworks, including
    - Law on the Prevention of Money Laundering[10]
    - Law on the Prevention of Conflict of Interest[11]

Additionally, the following institutions are responsible for monitoring and enforcing these laws:

- High Inspectorate of Declaration and Control of Assets and Conflict of Interest (ILDKPKI)[12]
- General Directorate for the Prevention of Money Laundering / Financial Intelligence Agency[13]

Institutions whose mission is to monitor and enforce the before mentioned laws are: High Inspectorate for Declaration and Control of Assets and Conflict of Interest ILDKPKI (https://www.ildkpki.al) and General Directorate for the Prevention of Money Laundering or FINANCIAL INTELLIGENCE AGENCY (https://fiu.gov.al/rreth-dpppp/organizimi/).

[10] https://www.drejtesia.gov.al/wp-content/uploads/2017/11/Ligj_per_parandalimin_e_pastrimit_te_parave-1.pdf
[11] https://www.ildkpki.al/legjislacioni-section2/
[12] https://www.ildkpki.al
[13] https://fiu.gov.al/rreth-dpppp/organizimi/

- The Beneficial Ownership Register is not sector-specific, meaning it does not categorize companies based on their industry, including extractive industries. However, interested parties can access beneficial ownership data for extractive sector companies by searching the register using the company's NIPT number

Albania's implementation of a public beneficial ownership registers and alignment with EITI standards reflects its commitment to transparency in the extractive industries.

Interested parties can search beneficial owners on the website register: https://qkb.gov.al/ with a direct link on https://qkb.gov.al/kerko/kerko-ne-regjistrin-e-pronareve-perfitues-rpp/k%C3%ABrko-p%C3%ABr-subjekt-raportues/

Assessment of the Implementation and Impact of BO Legislation in the Extractive Sector[14]

Alongside meeting the formal obligations of EITI Requirement 2.5, Albania has taken steps to examine how the Beneficial Ownership Law (Law No. 112/2020) is functioning in practice within the extractive industries. Supported by a World Bank grant, this in-depth assessment, completed in 2025, offered a comprehensive review of the law's implementation and its real-world impact on transparency, anti-corruption efforts, and accountability in the governance of natural resources.

The findings confirm that Albania has successfully launched a publicly accessible Register of Beneficial Owners through the National Business Center (QKB), covering a wide range of legal entities, including those operating in the oil, gas, and mining sectors. However, the study reveals a discrepancy between legal compliance and practical effectiveness. While the infrastructure is in place, enforcement and verification remain underdeveloped, particularly when assessed against the specific governance challenges associated with extractive industries.

One of the core issues identified is the weak enforcement of compliance requirements. Of the 86 extractive companies evaluated, only 23 had submitted beneficial ownership information that was clear, accurate, and verifiable. Ten companies had opaque or confusing ownership structures, and two did not report any beneficial ownership information at all. Notably, three of the six largest oil companies are incorporated in offshore jurisdictions such as Malta and Cyprus, presenting further difficulties in verifying ownership and raising concerns about ongoing opacity within the sector.

The analysis also highlights that the current register design does not address the particular risks posed by the extractive sector. All companies are treated equally within the system, with no special considerations for those operating in high-risk industries. The lack of filters or tagging based on sectoral activity means that users cannot easily identify or search for extractive companies unless they know the firm's NIPT (unique business identifier). This limits the usability of the register for oversight purposes and restricts the ability of civil society and journalists to monitor ownership trends in the natural resource's domain.

Another key shortcoming is the absence of integrated identification for Politically Exposed Persons (PEPs). Although PEPs are regulated under Albanian legislation, such as the laws on money laundering and conflict of interest, and monitored by ILDKPKI and the Financial Intelligence Agency, these data sources are not linked to the BO register. This disconnects hampers transparency, particularly in a sector prone to political influence. The report calls for the integration of PEP identifiers into the BO system, alongside a reduction of the disclosure threshold for such individuals to 1 percent, in recognition of their elevated risk profile.

Institutional capacity is another area requiring improvement. While the QKB is responsible for maintaining the register, its role is largely administrative and limited to ensuring that required fields are completed. It lacks the authority and systems to independently verify the accuracy of submitted information. No cross-referencing is conducted with tax records, licenses, or procurement databases. This leaves the register vulnerable to inaccurate declarations, nominee arrangements, and hidden ownership.

[14] *(Study Report) On the Assessment of impact of the Albania Beneficial Ownership Law in the Context of the Extractive Industry*

In summary, the report concludes that Albania has established a solid legal and administrative foundation for beneficial ownership transparency. Yet the system's effectiveness is hindered by shortcomings in implementation, particularly regarding verification, enforcement, and risk-based design. To fulfill the intended anti-corruption and accountability functions of the BO framework, Albania must enhance inter-agency coordination, strengthen verification practices, and tailor disclosure mechanisms to the extractive sector's unique vulnerabilities.

These reforms are not only crucial for improving extractive sector governance but also for advancing Albania's broader institutional credibility as part of its EU accession process. As the report stresses, moving from legal compliance to meaningful enforcement is essential to making beneficial ownership transparency a practical tool for public accountability and better management of the country's natural resources.

As part of this assessment, the team has also compiled Beneficial Ownership data in Excel format, which will be included as an annex to this report.

II. REQUIREMENT 3 - Exploration and Production

2.1 Exploration activities (EITI Requirement 3.1)

Albania's extractive industries remained a key pillar of the national economy, centered on the extraction of oil, gas, and minerals. These sectors continued to play a significant role in generating government revenues, supporting employment, and contributing to foreign trade. Efforts to strengthen transparency and governance in the extractive sector advanced further through the continued implementation of EITI standards.

2.1.1 Exploration Activities in Oil and Gas Sector

According to information published on the ALBEITI website[15], three companies were active in oil and gas exploration in Albania as of 2023. All three companies are currently in the exploration or evaluation phase.

Description	Shell Upstream Albania B.V.	Shell Albania Block 4 B.V.	Eni Albania B.V.
Company Name	Shell Upstream Albania B.V.	Shell Albania Block 4 B.V.	Eni Albania B.V.
Address	Bulevardi Bajram Curri, ETC, kati i 5, Tiranë	Bulevardi Bajram Curri, ETC, kati i 5, Tiranë	Bulevardi Bajram Curri, European Trade Center, kati 4
Administrator & Contact Person	Anthonie Marinus Frens Parid Shkurti (0693320251)	Anthonie Marinus Frens Parid Shkurti (0693320251)	Francesco Italiano +393440615191
Contract Start Date	31.07.2009	14.06.2019	04.03.2020
Duration of Contract	Evaluation phase; possible 25-year production phase	7 years (exploration)	25 years
Resource Being Explored	Oil, Gas	Oil, Gas	Oil, Gas

During 2023, oil and gas exploration in Albania was actively pursued by three companies: Shell Upstream Albania B.V., Shell Albania Block 4 B.V., and Eni Albania B.V. Shell Upstream Albania remained in the evaluation phase, with the possibility of entering a 25-year production period. Shell Albania Block 4 B.V. continued its activities under a 7-year exploration agreement, while Eni Albania B.V. held a long-term 25-year contract. These ongoing exploration efforts reflect Albania's sustained interest in unlocking domestic oil and gas reserves and attracting foreign investment in the upstream energy sector.

2.1.2 Exploration Activities in Mining Sector

According to information provided in the data templates of the Ministry of Infrastructure and Energy (MIE)[16], three companies were engaged in mineral exploration activities in Albania during 2023.

No	License No.	Approval Date	Name of Entity	Municipality	Deposit Name	Type of Mineral	Type of License	License Status	Registered Office Address
1	1951	26.07.2023	BUILDING CONSTRUCTION	Librazhd	Babje	Gold	Exploration	Active	Rruga e Elbasanit, Vila Nr.71, Tirane.

[15] https://www.albeiti.org/site/wp-content/uploads/2025/01/info-per-mh-te-nxjerrjes-dhe-kerkimit-te-naftes-gazit-per-vitin-2023.pdf

[16] MIE Data Templates 2023

2	1953	26.07.2023	Tete Albania Tunnel&Mining sh.a	Mirditë	Veriu i Spacit	Copper	Exploration	Acitive	Tiranë, Rruga Sami Frashëri, Kompleksi Nobis, Kati 1, nr.pasurie 7/630-N29
3	1954	26.07.2023	Tete Albania Tunnel&Mining sh.a	Mirditë	Perla Shebe	Copper	Exploration	Active	Tiranë, Rruga Sami Frashëri, Kompleksi Nobis, Kati 1, nr.pasurie 7/630-N29

2.2 Production Data (EITI Requirement 3.2)

EITI Requirement 3.2 emphasizes the importance of transparent reporting of production volumes and the value of extractive commodities, to support public understanding and enable the assessment of expected government revenues and potential revenue leakages due to under-reported production.

2.2.1 Production Data in Oil and Gas Sector

According to the reporting templates provided by EITI[17], the production data of contracting companies is as follows:

No.	Activity	Company	Operational Area	Address	Type of Resource	Production (tons)
1	Production	Bankers Petroleum Albania Ltd.	Patos-Marinza	Rr. Murialdo, Sheq i Madh, Fier, Tel: 0694063338 lcobo@bankerspetroleum.com	Oil, Gas	527,311
2	Production	Anio Oil & Gas Sha (formerly Trans Atlantic Albania Ltd)	Ballsh – Hekal	Rr. Muhamet Gjollesha, Tirana Ring Center, Floor 5, Tirana besi.bregu@tapcor.com	Oil, Gas	27,334
3	Production	Delvina Gas Company Ltd	Delvina Field	Rr. Ibrahim Rugova, Sky Tower, Floor 10, Tirana	Gas and Condensate	411
4	Production	TerraOil Swiss Sha	Visokë Field	Rr. “Ismail Qemali”, “Fratari Construction” Complex, Tirana	Oil, Gas	14,084
5	Production	Sherwood Internacional Petroleum Ltd	Kuçovë	Rr. Murialdo, Sheq i Madh, Fier, Tel: 0694063338 lcobo@bankerspetroleum.com	Oil, Gas	927
6	Production	Fin Pek Petroleum Sh.a (Phoenix Petroleum)	Oil fields of Pëkish-Muniz, Finiq-Kranë	“Grize” Neighborhood, Rr. Fier – Patos, Km 6	Oil, Gas	2,557.5

The production data reported by oil and gas companies in Albania for 2023 reveals a strong concentration of output among a few key operators, with Bankers Petroleum Albania Ltd. maintaining its dominant position in the sector.

Operating in the Patos-Marinzë field, Bankers Petroleum accounted for 527,311 tons, or approximately 90% of total reported production, confirming its role as the country’s primary oil producer.

Other companies contributed modest but meaningful volumes:

[17] EITI Reporting Templates-2023

- Anio Oil & Gas Sh.a. (Ballsh-Hekal) reported 27,334 tons, representing 4.67% of total production.
- TerraOil Swiss Sh.a. (Visokë field) produced 14,084 tons, or 2.41%.
- Fin Pek Petroleum Sh.a. (Pëkish-Muniz and Finiq-Kranë) recorded 2,557.5 tons or 0.44%.
- Sherwood Internacional Petroleum Ltd (Kuçovë) added 927 tons, or 0.16%.
- Delvina Gas Company Ltd, operating the Delvina field, contributed 411 tons of gas and condensate or 0.07%.

Total reported production for 2023 reached approximately 582,625.5 tons. While Bankers Petroleum continues to lead, the presence of other operators supports geographic and operational diversification in Albania's oil and gas industry. These results underscore the sector's continued relevance in the national energy mix and its potential for future development and investment.

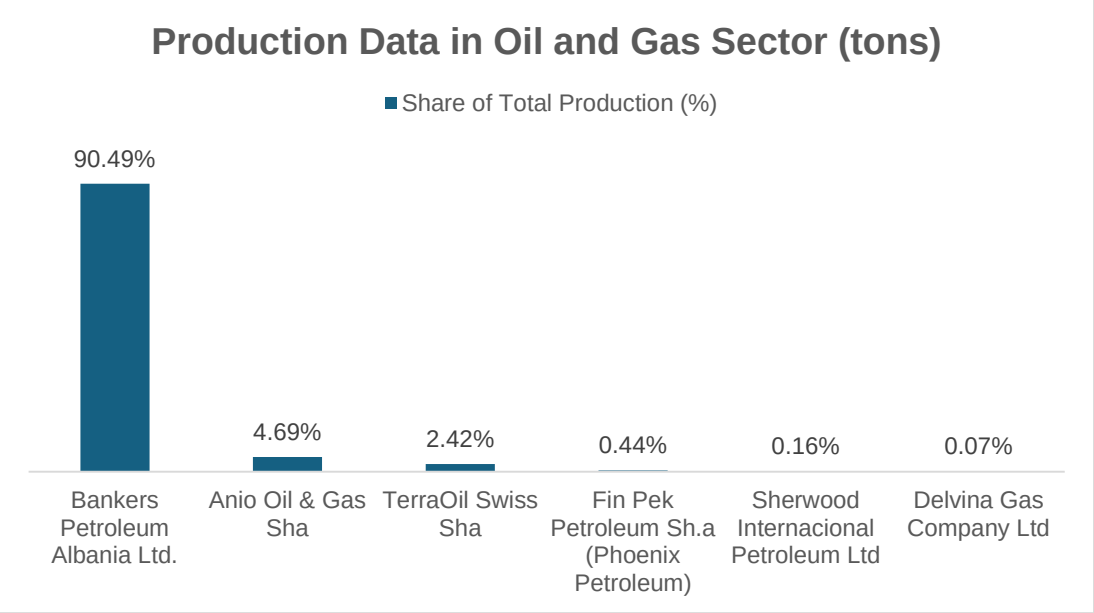

2.2.2 Production Data in Mining Sector[18]

The table below presents the production quantities in the mining sector for 2023:

Minerals	Production (tons)	Production (m3)
Chromium	908,369.98	-
Bituminous	479,529.50	-
Gypsum	95,262.35	-
Basalt	133,200.00	10,000.00
Clay	639,929.76	11,585.00
Conglomerate	-	11,948.00
Copper	460,628.00	-
Limestone	2,308,541.80	4,066,570.49
Decorative Stone	-	305.00
Gabbro	-	569.00
Gravel	-	108,499.00
Iron-Nickel	52,915.00	-
Iron Slag	10,216.00	-

[18] EITI Report-2023, National Agency of Natural Resources (AKBN)

Olivinite	4,500.00	-
Quartz	19,900.00	-
Sandstone	1,177.00	40,647.13
Travertine	-	1,280.00
Troctolite	-	55.00
TOTAL	5,114,169.39	4,251,458.62

In 2023, Albania's mineral production by weight (tons) was led by limestone, which accounted for approximately 45% of total output, with over 2.3 million tons extracted out of a national total of 5.1 million tons. This was followed by chromium, contributing 17.8% (908,369.98 tons), reaffirming its role as the country's most important metallic ore. Other significant contributors included clay (12.5%), bituminous material (9.4%), and copper (9%). Smaller but economically relevant volumes were reported for basalt, iron-nickel, gypsum, quartz, and iron slag, reflecting a diversified extractive base focused on both industrial and metallurgical resources.

When measured by volume (m^3), the dominance of limestone was even more pronounced, representing over 95.6% of total mineral production, with more than 4 million cubic meters extracted out of a national total of 4.25 million m^3. Other materials contributed far less in volume, including gravel (108,499 m^3), sandstone (40,647.13 m^3), conglomerate and clay (around 11,500 m^3 each), and small amounts of gabbro, travertine, troctolite, and decorative stone. These figures highlight limestone's critical role in the domestic construction and cement industries, while other volumetric resources remain minor by comparison but relevant in infrastructure and architectural applications.

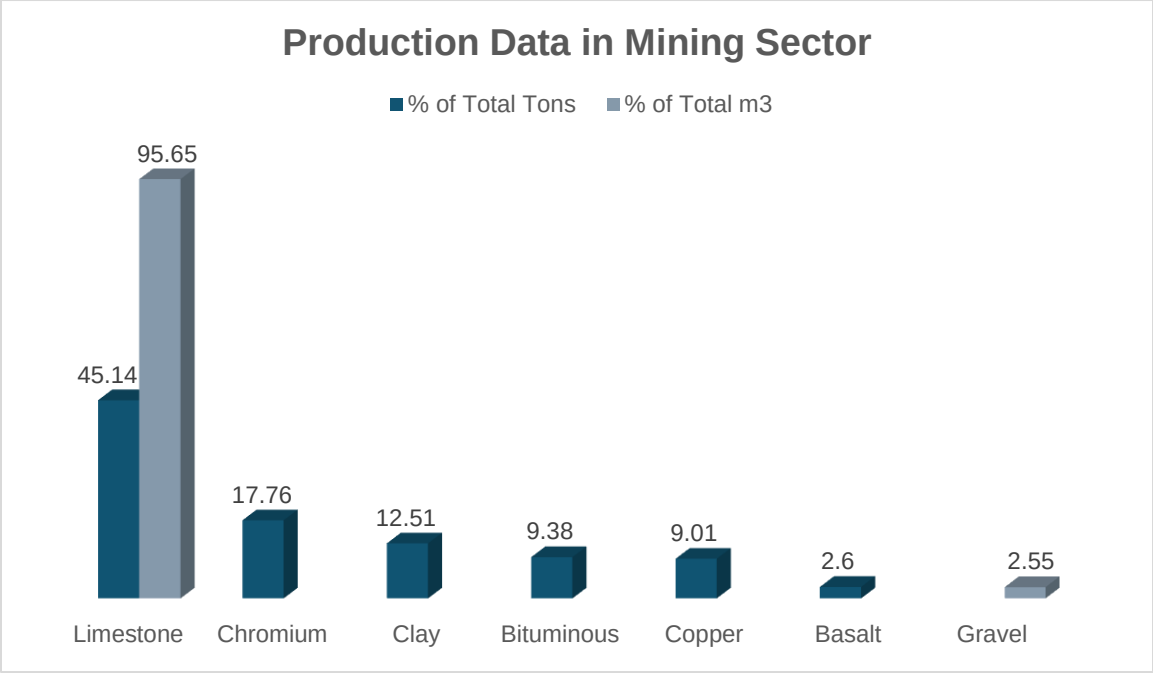

The graph shows the leading minerals in Albania's 2023 mining production by percentage of total tons and cubic meters, highlighting only those contributing over 2% of total output.

Below, we present all reporting entities in the mining sector for the year 2023.

- Table – Chrome Mineral Production

Entity	Mineral	Production (Ton)
GLOBAL-CHROME shpk	Chromium	3000

Besjana sh.p.k	Chromium	7710
Leshnica shpk	Chromium	6481
Shkalla shpk	Chromium	5705
Jaho-Mat shpk	Chromium	400
Tadri shpk	Chromium	794
Bebja shpk	Chromium	1050
Albanisa Krypi shpk	Chromium	800
Koka shpk	Chromium	3734
Besa B shpk	Chromium	500
Bledi shpk	Chromium	2884
Xhireton shpk	Chromium	9039
Dervishi shpk	Chromium	2597
Alb - Canaj shpk	Chromium	5000
Zguri shpk	Chromium	900
H4 CHROM sh.p.k	Chromium	760
Ral shpk	Chromium	900
ARKEV shpk	Chromium	3130
"Vileda" Sh.P.K	Chromium	50
Klosi shpk	Chromium	11920
Ervin sh.p.k	Chromium	700
Herbi shpk	Chromium	10169
Dialba shpk	Chromium	2360
Geri-Trevi shpk	Chromium	850
Albadita shpk	Chromium	930
"Ateani" Sh.p.k	Chromium	1388
Diani shpk	Chromium	800
Ylberi shpk	Chromium	400
"Chrome Capital" shpk	Chromium	4619
3A-160 sh.p.k	Chromium	2958
Tadri shpk	Chromium	1000
Jaho-Mat shpk	Chromium	300
Eternal SeCopperrity shpk	Chromium	850
Lita Brothers shpk	Chromium	3494
Koxherri shpk	Chromium	6480
Shkembi shpk	Chromium	5300
LIKA shpk	Chromium	2500
Ivno-1100 shpk	Chromium	3900
Ylberi shpk	Chromium	6300
"VËLLAZËRIA MINERALS ALBANIA" SHPK	Chromium	12600
Quartzi Blace shpk	Chromium	8545

Albchrome shpk	Chromium	93252.44
Alb Mine&Chrome sh.p.k	Chromium	8700
Albleaa International sh.p.k	Chromium	3805
11 Heronjte Bater	Chromium	2000
Neza-2004 shpk	Chromium	1387.49
Koka shpk	Chromium	11516
KENSHEL shpk	Chromium	1800
Kevi 98 shpk	Chromium	1300
Prodhime Karbonike sha	Ferrochrome Slag	200
Krasta shpk	Chromium	1300
Krasta-3A shpk	Chromium	800
Arkev shpk	Chromium	3309.6
Fabrika e Pasurimit te Chromiumt Bulqize Sh.p.k	Chromium	2580
"Fabrika e Pasurimit te Chromiumt" Sh.P.K	Chromium	24500
"Fabrika e Pasurimit te Chromiumt Bulqize" Sh.P.K	Chromium	460
Braiden shpk	Chromium	3854
"Fabrika e Pasurimit te Chromiumr Bulqize" shpk	Chromium	15160
"Neli" shpk	Chromium	5896
Lamnica shpk	Chromium	460
Kadurtex shpk	Chromium	3045.5
Dushi shpk	Chromium	3644
Loshi BL shpk	Chromium	322
Arilda shpk	Chromium	400
Algej shpk	Chromium	200
Albanian Minerals shpk	Chromium	2000
Algri shpk	Chromium	3000
"Bimi" shpk	Chromium	700
Pakti shpk	Chromium	4374
"Mineralb" shpk	Chromium	35
Mineral Invest shpk	Chromium	4670
Silbora shpk	Chromium	4200
Kujtim & Lena shpk	Chromium	289.16

Duriçi-07 shpk	Sterile Chromium	235
EGI-K" shpk	Chromium	2151
Vani shpk	Chromium	150
Dema-Patin shpk	Chromium	13700
Gerti shpk	Chromium	7327
KACI-IF -2012 shpk	Chromium	1000
SH&T 2020 shpk	Chromium	700
Chrome-Ore shpk	Chromium	4700
"Kaprolla&Kompani" shpk n/k i "Besjana" shpk	Chromium	400
Zen Tol shpk	Chromium	158
Kurti - A shpk	Chromium	550
Kadurtex shpk	Chromium	520
Gerda - 07 shpk	Chromium	2700
Eljo.XH shpk	Chromium	1800
Universal Trade shpk	Chromium	2800
Klevi-10 shpk	Chromium	1050
Nalan shpk	Chromium	180
Alb Leaa International sh.p.k	Chromium	370
Aki-Leo shpk	Chromium	1300
Oskeola shpk	Chromium	210
BALLGJAI COMPANY shpk	Chromium	830
Gjoni shpk	Chromium	1600
Miniera e Chromiumt Katjel shpk	Chromium	8335
Ceruja shpk	Chromium	933
Info Metal Plast-Al shpk	Chromium	80
Bytyçi shpk	Chromium	7800
Fabrika e Pasurimit te Chromiumt Bulqize" shpk	Chromium	2250
Kaprolla shpk	Chromium	950
Krasta shpk	Chromium	800
Belba B&B shpk	Chromium	1500
Emma Chrom 2011 shpk	Chromium	530
Naim & Mealdi shpk	Chromium	900
Gerti shpk	Chromium	7028.82
Alb Leaa Internacional shpk	Chromium	5220

Ervin shpk	Chromium	550
EGI-K shpk	Chromium	119
EGI-K shpk	Chromium	4642
"Aris Nivelet" shpk	Chromium	5000
Erli-D shpk	Chromium	5020
Aris Albania shpk	Chromium	1235
Rami shpk	Chromium	4500
Cahani shpk	Chromium	1500
Mario - Xhiku shpk	Chromium	600
Pula-X shpk	Chromium	200
Mario-Xhiku shpk	Chromium	450
Zasha shpk	Chromium	4584
Kevger shpk	Chromium	2100
True-L shpk n/k i "Kevger" shpk	Chromium	1300
Geri's 2002 shpk	Chromium	3327
RAFA Group shpk	Chromium	280
Ardas shpk	Chromium	1700
Bytyçi shpk	Chromium	650
Global Interprise Group shpk	Chromium	2350
Kevger shpk	Chromium	1200
Jaho-Mat shpk	Chromium	1000
Biba shpk	Chromium	10
Krasta shpk	Chromium	1400
KACA VINJOLL shpk	Chromium	1220
Vinjolli shpk	Chromium	60
Ro Nei 17 shpk	Chromium	2720
RO-GENT 1 shpk	Chromium	4120
Çupi Group shpk	Chromium	4010
Valteri Grand shpk	Chromium	823
Brunes Chromium shpk	Chromium	80
Albtani -08 Konstruksin shpk	Chromium	1200
Mali shpk	Chromium	246
Erli-D shpk	Chromium	3351
Loshi BL shpk	Chromium	900
Fafa Konstruksion shpk	Chromium	50
Ternova Chrome Resources shpk	Chromium	2500
Blerimi Kosturr 2010 shpk	Chromium	2200

NNT.PRO-ING shpk	Chromium	320
Blerimi Kosturr 2010 shpk	Chromium	6700
Illyria Minerals Industry sha	Chromium	231679.49
Delda Star shpk	Chromium	350
GMG shpk	Chromium	1081
"Fabrika e Pasurimit te Chromiumt Bulqize" shpk	Chromium	800
"Kukes Chrome Minerals" shpk	Chromium	47668
Blerimi Kosturr 2010 shpk	Chromium	90
Bytyçi shpk	Chromium	680
Vllaznimi Deda Imp-Exp shpk	Chromium	32500
Kaprolla & Kompani shpk	Chromium	2500
Chrome Invest shpk	Chromium	1500
Arfys shpk	Chromium	800
Canameti shpk	Chromium	13985.48
Lamnica shpk	Chromium	200
Quartzi-Bllace sh.p.k	Chromium	20
Teki sh.p.k	Chromium	1200
Happy Tours-Albanian Tour Operator	Chromium	150
Min-Ex shpk	Chromium	600
Crom & Energy shpk	Chromium	950
ELDOAL shpk	Chromium	800
Gerard Chromium shpk	Chromium	2300
Çorroj shpk	Chromium	1740
H.B shpk	Chromium	1000
"Fabrika e Pasurimit te Chromiumt Bulqize" shpk	Chromium	29800
DVM 2017 shpk	Chromium	22000
Mara 2011 shpk	Chromium	250
ISFAT-07 shpk	Chromium	100
Tadri shpk	Chromium	1124
Koka shpk	Chromium	2800
Pepkola shpk	Chromium	1100

CR-4 shpk	Chromium	540
Elbesa shpk	Chromium	130

Description	Production (Ton)
Totals	908,369.98

The data shows that chromium production in Albania is dominated by a few major companies, led by Illyria Minerals Industry sha with 231,679.49 tons, followed by Albchrome shpk with 93,252.44 tons. Several entries for "Fabrika e Pasurimit te Kromit Bulqize" shpk also indicate high production volumes. While over 150 companies are active, most are small-scale producers with outputs below 10,000 tons. The sector is marked by a high concentration of production among a few large operators, alongside a wide base of minor contributors.

- Table –Bitumin Production

Entity	Mineral	Production (Ton)
Selenice Bitumi	Bituminous Gravel	67909
Romsi sh.p.k	Bituminous Gravel	387
Comercir shpk	Bituminous Sand	10617.5
Mineral Bitumen shpk	Bituminous Gravel	30826
Balkan Mineral Invest shpk	Bituminous Gravel	68609
B&AD Construction shpk	Bituminous Gravel	109775
Alarup shpk	Bituminous Coal	133955
Selenica Bituminous Gravel shpk	Bituminous Coal	57451

Description	Production (Ton)
Totals	479,529.50

The highest reported production comes from Alarup shpk with 133,955 tons of bituminous coal and B&AD Construction shpk with 109,775 tons of bituminous gravel. Other companies with notable output include Balkan Mineral Invest shpk, Selenice Bitumi, and Mineral Bitumen shpk, each contributing tens of thousands of tons. Smaller entities like Romsi sh.p.k and Comercir shpk report limited volumes, indicating a mix of large and small-scale operations within the sector.

- Table –Gypsum Production

Entity	Mineral	Production (Ton)
Xhulio shpk	Gypsum Alabaster	42274.35
Delgi shpk	Gypsum Alabaster	2000
Knauf Tirana shpk	Anhydrite Gypsum	4759

Alesio-2014 shpk	Gypsum Alabaster	550
Inte shpk	Gypsum Alabaster	9679
Alesio - 2014 shpk	Gypsum	36000

Description	Production (Ton)
Totals	95,262.35

The data shows that Xhulio shpk is the largest contributor to gypsum alabaster production, with 42,274.35 tons, followed by Inte shpk with 9,679 tons. Alesio - 2014 shpk appears with two separate entries, producing both 36,000 tons of gypsum and 550 tons of gypsum alabaster. Knauf Tirana shpk is the sole producer of anhydrite gypsum with 4,759 tons, while Delgi shpk contributes a modest 2,000 tons of gypsum alabaster. Overall, production is spread across a small number of companies with varied specializations in gypsum types.

- Table – Basalt Production

Entity	Mineral	Production (Ton)	Production (m3)
Vortek shpk	Basalt	3200	
Keli - Inerte shpk	Basalt	0	10000
Balkan Basalt shpk	Basalt	130000	

Description	Production (Ton)	Production (m3)
Totals	133,200.00	10,000.00

Basalt production is mainly attributed to Balkan Basalt shpk with 130,000 tons, followed by Vortek shpk with 3,200 tons. Keli - Inerte shpk reported no tonnage but extracted 10,000 m³ of basalt.

- Table – Clay Production

Entity	Mineral	Production (Ton)	Production (m3)
FUSHE-KRUJE CEMENT FACTORY shpk	Clay	171333	
Milis Brick sha	Clay	50000	
Milis shpk (N/K i Milis Brick)	Clay	27202	
Antea Cement sha	Clay	266640	
Semani shpk	Clay	11669.4	
Ikeral shpk	Clay	18230	
Tegola Edil Centro shpk	Clay	94855.36	
R-T-ELIS shpk	Clay		11585

Description	Production	Production (m3)

	(Ton)	
Totals	639,929.76	11,585.00

Clay production is led by Antea Cement sha with 266,640 tons, followed by FUSHE-KRUJE CEMENT FACTORY shpk with 171,333 tons and Tegola Edil Centro shpk with 94,855.36 tons. Other contributors include Milis Brick sha, Milis shpk, Ikeral shpk, and Semani shpk, with smaller volumes. R-T-ELIS shpk reported 11,585 m³ of extracted clay.

- Table – Conglomerate Production

Entity	Mineral	Production (m3)
ASAB shpk	Conglomerate	1948
KIDA-TRANS shpk	Conglomerate	10000

Description	Production (m3)
Totals	11,948.00

Conglomerate extraction is reported by two entities: KIDA-TRANS shpk with 10,000 m³, and ASAB shpk with 1,948 m³, indicating a limited number of operators active in this segment.

- Table – Copper Production

Entity	Mineral	Production (Ton)
Beralb sh.a	Copper	275190
Tete Albania Tunel & Mining sha	Copper	185438

Description	Production (m3)
Totals	460,628.00

Copper production is dominated by two companies: BERALB sh.a, with a combined output of 275,190 tons, and Tete Albania Tunnel & Mining sha, with a total of 185,438 tons. These figures reflect a highly concentrated copper mining sector.

- Table – Limestone Production

Entity	Mineral	Production (Ton)	Production (m3)
"INERTO BETONI" SHPK	Limestone		8200
Allkurti shpk	Limestone		200000
Milenium shpk	Limestone		93514
Alfa sh.p.k	Limestone		33907
Alba Kurbin sh.p.k	Limestone		2500

Favina shpk	Limestone		43864
Rimi 1 shpk	Limestone		3000
Premti shpk	Limestone		14831
Arti shpk	Limestone		45000
Florida - FH shpk	Limestone		8000
Salillari	Limestone		16450
Guri i Bardhe, sh.p.k	Limestone		26034
"GANT CONSTRUCTION" SHPK	Limestone		600
Kalivjoti shpk	Limestone		22837
N.P.Ruçi shpk	Flaggy Limestone		450
Shpetimi shpk	Limestone		14500
Shpiragu shpk	Limestone		17000
Tanusha shpk	Limestone		15179
2P 06 shpk	Limestone		19000
Agbes Konstruksion shpk	Limestone		20935
Pirali shpk	Flaggy Limestone		1053
Navia shpk	Limestone		13940
Chromiumollari sh.p.k	Limestone		1800
"Renaldo" shpk	Limestone		2910
Zhopi shpk	Limestone		8500
AKS shpk	Limestone		3607
FUSHE-KRUJE CEMENT FACTORY shpk	Limestone	963652	
ANK shpk	Limestone		55264
LIM - EM shpk	Limestone		61796
STONE PRODUCTION SHPK	Marbleized Limestone	6117.8	
VELLEZERIT LLUPO shpk	Limestone		5000
"Alb-Konstruksion" sh.p.k	Limestone		2750
Koloseu sh.p.k	Limestone		6550
Salillari shpk	Limestone		162289
Benaks - 94 shpk	Limestone		20000
"Petrax" shpk	Flaggy Limestone		886
Koci shpk	Limestone		400
Janimar shpk	Flaggy Limestone		458.5
Al-Gem sha	Limestone		7036
BETA shpk	Limestone		460
Flori shpk	Marbleized Limestone	212	

Antea Cement sh.a	Limestone	1117282	
Shpresa-Al shpk	Limestone		418967
Kovaçi-3 shpk	Limestone		105
Favina shpk	Limestone		2196
Qushku & Co shpk	Limestone		800
Konstruksion 93 shpk	Limestone		9708
Tin - AL shpk	Limestone		600
Buci shpk	Flaggy Limestone		3191
"2D" shpk	Limestone		25011.95
Antea Cement Sh.a	Limestone	220978	
Elbesa shpk	Flaggy Limestone		427.5
DEJA VATA shpk	Marbleized Limestone		60
Seasif	Limestone		6000
Edile Veseli-Construcsion shpk	Limestone		14769
Colacem Albania shpk	Limestone		17557.36
ADEL shpk	Flaggy Limestone		200
Vellezerit Hysa shpk	Limestone		130777
Ag-Invest shpk	Limestone		20000
Besa 2011 shpk	Limestone		1500
IBN shpk	Limestone		21281
Gojani-Stone shpk	Limestone		8390.31
Mustafai shpk	Limestone		6615
"Shijaku" shpk N/K i "Bil & Ka" shpk	Limestone		77753
Tirana Inerte & Konstruksion shpk	Limestone		32828
IBN-I shpk	Limestone		5000
Rruga Ura Asfaltim Nr.2 Elbasan sh.a.	Limestone		2500
KLM shpk	Limestone		42800
Flu-To-Ne shpk	Flaggy Limestone		406.5
Baku Inerte shpk	Limestone		1300
Vellezerit Hysa shpk	Limestone		9200
XYZ 08 shpk	Limestone		375000
Kristi-Konstruksion shpk	Limestone		2000
Y. Salla shpk	Limestone		71.8
ARDMIR shpk	Limestone		44000
Amadeo shpk	Limestone		5000
Blumar Skele shpk	Limestone		4000
Ndrico- 2010 shpk	Flaggy Limestone		878.8
Adel shpk	Limestone		6474.36

Salillari shpk	Limestone		75873
Pasha - X shpk	Limestone		125654
In Co shpk	Limestone		92457
Gega - G shpk	Limestone		24168
"WHITE STONE, sh.p.k (/Nk.MARMARA K-P 2021)"	Marbleized Limestone	200	
Vllezerit Hazisllari shpk	Limestone		2575
Aks shpk	Limestone		68327
Vellezerit Llupo shpk	Limestone		135011
Topi Eki shpk	Marbleized Limestone		447.7
Devolli 2005 shpk	Limestone		440
Al-Gem sh.a	Limestone		7436
T&T Beton shpk	Massive Limestone		18600
Stone Construction sh.p.k	Limestone		20300
Dodona shpk	Limestone		15252
Gega -G shpk	Limestone		15637
PERFUNDI 2010	Limestone		100
Kovaci-3 sh.p.k	Limestone		1070
Geo-Kan shpk	Limestone		100549
Y. SALLA sh.p.k	Decorative Limestone		494.73
Materia Elite Stone shpk	Decorative Limestone		410.58
Ana - 2013 sh.p.k	Decorative Limestone		3848.36
STONE-ALB shpk	Flaggy Limestone		17375.5
Lleshi sh.p.k	Limestone		18096
Beta sh.p.k	Limestone		2350
Duro shpk	Limestone		3500
AGBE DEKORACION sh.p.k	Limestone Conglomerate		420
Marmor Production	Organogenic Fragmental Limestone		2098
Thoreneks shpk	Limestone		3814
Bert & Bler shpk	Limestone		4086
NGA Group shpk (nenkontraktor)	Marbleized Limestone		11161
Babasi COO shpk	Marbleized Limestone		312
GIB shpk	Limestone		1169
Hasa 2011 shpk	Limestone		2234.5
PI.OR. Quarries shpk	Marbleized Limestone	100	
Fat-Alkom Beton Albania shpk	Limestone		18815

STONE MONDIAL shpk	Massive Limestone	5825.04
Alflo shpk	Marbleized Limestone	100
BEAUTY of ALBANIA shpk	Limestone	150
Vamel shpk	Limestone	93
Perpunim Mermer Granit shpk	Marbleized Limestone	150
SINAMETA shpk	Limestone	80000
Makaresh sh.p.k (n/k i Kegli-Duri shpk)	Limestone	319625
KEGLI- DURI shpk	Limestone	182211
MET-HASANI	Limestone	25302
Latomia Tirana shpk	Limestone	500
Klerajdi shpk	Flaggy Limestone	3200
ERA MERMER shpk	Decorative Limestone	550
Ferraj shpk	Limestone	220200
PRELA MERMER shpk	Marbleized Limestone	130
Adel shpk	Massive Limestone	300
2R - GROUP shpk	Limestone	9000
ERA MERMER shpk	Flaggy Limestone	650
Kronos Kontruksion Sh.p.k	Limestone	21524
AlbStone 1 shpk	Marbleized Limestone	1254
Kukes Inerte shpk	Limestone	8649
AE GRUP shpk	Limestone	350
NAÇOPULLO shpk	Limestone	3400
Aurum Construction shpk	Limestone	1000
Gjoka Konstruksion sh.a	Limestone	130277
Argjiro-Stone-Natyral shpk	Flaggy Limestone	180

Description	Production (Ton)	Production (m3)
Totals	2,308,541.80	4,066,570.49

Limestone extraction in Albania is extensive, involving a large number of companies with varying production volumes. The largest reported producers include Antea Cement sh.a with 1,117,282 tons, FUSHE-KRUJE CEMENT FACTORY shpk with 963,652 tons, and XYZ 08 shpk with 375,000 tons. Other major contributors such as Shpresa-Al shpk, Makaresh shpk, KEGLI-DURI shpk, and Ferraj shpk each exceed 100,000 tons. In addition to standard limestone, the data also includes extraction of flaggy, marbleized, decorative, and massive limestone, indicating a diverse portfolio of mineral products. While the sector is led by a few high-capacity operators, a wide base of smaller producers reflects broad participation in limestone extraction across the country.

- Table – Gabbro Production

Entity	Mineral	Production (m3)
Hazbiu F shpk	Decorative Stone	305

Description	Production (m3)
Totals	305.00

Decorative stone extraction is reported solely by Hazbiu F shpk, with a production volume of 305 m³, indicating limited activity within this category.

- Table – Gabbro Production

Entity	Mineral	Production (m3)
Rosi Construction shpk	Gabbro-Troctolite	150
Gjoni shpk	Gabbro	419

Description	Production (m3)
Totals	569.00

Gabbro extraction is limited to a small number of operators, with Gjoni shpk reporting 419 m³ of gabbro and Rosi Construction shpk reporting 150 m³ of gabbro-troctolite, indicating low-scale activity in this segment.

- Table – Gravel Production

Entity	Mineral	Production (m3)
Habili shpk	Gravel	650
ALIU ROAD HOUSE shpk	Gravel	84678
Alba- Beton 07 shpk	Gravel	3171
Malesia Valtur shpk	Gravel	20000

Description	Production (m3)
Totals	108,499.00

Gravel extraction is led by ALIU ROAD HOUSE shpk with 84,678 m³, followed by Malesia Valtur shpk with 20,000 m³. Smaller volumes are reported by Alba-Beton 07 shpk and Habili shpk, reflecting varied operational scales.

- Table – Iron-Nickel Production

Entity	Mineral	Production (ton)
Mining Ferro Nikel	Iron-Nickel	2600
Fada -1 shpk	Iron-Nickel	12000

NIKA BL shpk	Iron-Nickel	5215
Victoria Invest Internacional shpk	Iron-Nickel	2000
Mining Ferro Nikel shpk	Iron-Nickel	10000
Afrimi K shpk	Iron-Nickel	20000
Ernisi	Iron-Nickel	1100

Description	Production (ton)
Totals	52,915.00

Iron-nickel production is led by Afrimi K shpk with 20,000 tons, followed by Fada -1 shpk with 12,000 tons and Mining Ferro Nikel shpk, which has two entries totaling 12,600 tons. Other contributors, such as NIKA BL shpk, Victoria Invest Internacional shpk, and Ernisi, report smaller volumes, showing a moderately concentrated sector with a few mid-scale producers.

- Table – Iron Slag Production

Entity	Mineral	Production (ton)
MINERALS ALBANIA shpk	Iron Slag	10216

Description	Production (ton)
Totals	10,216.00

Iron slag production is solely reported by MINERALS ALBANIA shpk, with a total of 10,216 tons, indicating limited activity in this category by a single operator.

- Table – Olivinite Production

Entity	Mineral	Production (ton)
Bytyçi & NJC shpk	Olivinite	4500

Description	Production (ton)
Totals	4500

Olivinite production is reported exclusively by Bytyçi & NJC shpk, with a total of 4,500 tons, representing single-entity activity in this mineral category.

- Table – Quartz Production

Entity	Mineral	Production (ton)
Shebenik shpk	Quartz	12000
Benaks 94 shpk	Quartz	3300
Benaks-94	Quartzose Sand	2000

Benaks 94 shpk	Quartz	2600

Description	Production (ton)
Totals	19,900.00

Quartz and quartzose sand production is primarily led by Shebenik shpk with 12,000 tons. Benaks 94 shpk appears under multiple entries, reporting additional quantities of quartz and quartzose sand, totaling 7,900 tons, highlighting its continued involvement across related mineral types.

- Table – Sandstone Production

Entity	Mineral	Production (ton)	Production (m3)
B & B Stone shpk	Massive Sandstone		820
Albanera shpk	Siliceous Sandstone		350
S.P.A. Venus shpk	Siliceous Sandstone		352
D.K.S. Group shpk	Siliceous Sandstone		2284
Topi Eki shpk	Siliceous Sandstone	310	
Albanera shpk	Siliceous Sandstone		720
Kosta shpk	Siliceous Sandstone		645
Flu-To-Ne shpk	Siliceous Sandstone		1234.43
Dobrushi 2010 shpk	Siliceous Sandstone		1260
ALION shpk	Siliceous Sandstone		220
Doruz shpk	Siliceous Sandstone		1928
FONSANA GRIGGIO sh.p.k	Siliceous Sandstone		660
Maxi shpk	Siliceous Sandstone		800
Pietra Nesli shpk	Siliceous Sandstone		2128.7
"Vlora Stone" shpk	Slabbed Sandstone		143
PE&SA shpk	Slabbed Sandstone	867	
Kapxhiu-Stone shpk	Slabbed Sandstone		70
Simoni & Veza shpk	Conglomeratic Sandstone		27032

Description	Production (Ton)	Production (m3)
Totals	1,177.00	40,647.13

Sandstone extraction is primarily focused on siliceous types, with multiple operators reporting moderate volumes. Simoni & Veza shpk stands out with 27,032 m³ of conglomeratic sandstone. Other active entities include D.K.S. Group shpk, Pietra Nesli shpk, and Doruz shpk, each reporting over 1,000 m³. Smaller contributions are made in massive, slabbed, and siliceous sandstone by companies such as B & B Stone shpk, Flu-To-Ne shpk, and PE&SA shpk, reflecting a diverse but low-volume segment overall.

- Table – Travertine Production

Entity	Mineral	Production (m3)
Inerte Expres shpk	Travertine	1280

Description	Production (m3)
Totals	1,280.00

Travertine extraction is reported solely by Inerte Expres shpk, with a total of 1,280 m³, indicating limited activity and a single operator in this category.

- Table – Troctolite Production

Entity	Mineral	Production (m3)
Realiz shpk	Troctolite	55

Description	Production (m3)
Totals	55.00

Troctolite extraction is reported exclusively by Realiz shpk, with a total volume of 55 m³, reflecting minimal activity in this mineral category.

2.2.3 Production Data in Hydropower and Photovoltaic Sector

In 2023, total production in Hydropower and Photovoltaic Sector was:

Sector	Production (Measured in KW)
Hydropower	7,354,294

Sector	Production (Measured in MW)
Photovoltaic	79,993

- Reporting entities (Hydropower) production are presented below:

No.	Name of Entity	Administrator	Address	Municipality	Production for 2023 (MW)
1	KESH sh.a.	Benet Beci	TIRANE Blloku Vasil Shanto, Rruga Viktor Eftimiu	Tirane	5,131,482
2	Kurum International sh.a	ERDAL DEMIR	TIRANE Rruga Ibrahim Rugova, pallati nr.14 KT, "Green Park", apartamenti nr.39, kati 6, Tirane.	Tirane	366,977
3	ENERGJI ASHTA	Peter Stelzer , Dietmar Reiner	Hidrocentrali i Ashtës,fshati Spatharë, Bushat, Bashkia Vau i Dejes,	SHKODER	287,627
4	EURON Energy Group	Gezim Çela	KUKES Lagja nr. 6, Pallati nr. 8, Ap.nr 7/1.	KUKES	152,846
5	AYEN AS ENERGJI	Fahrettin Amir Arman	TIRANE Rruga Papa Gjon Pali i II-te, ABA Business Center, Kati 6, Nr.601	MIRDITE	353,081
6	DEVOLL HYDROPOWER	Rigela Gegeprifti	TIRANE Rruga Papa Gjon Pali II-te, ABABusiness Center, zyra nr. 1204.	ELBASAN	480,546
7	GJO-SPA POWER	Silvio Allamandi	Tirane, Kthesa e Kamzes, Pallati perballe Spitalit Hygeia, Kati 4		52,719
8	”DITEKO” sh.p.k	Shkëlqim Golli			130,966
9	"Balkan Green Energy" sh.p.k(ish ESEGEI)	Eugenio Rosatto	Rruga "Abdi Toptani",Torre Drin, Ap.61, Tirane		58,300
10	ERDAT LURA	Silvio Allamandi	Kthesa Kamzez, perball spitalit Grek Hygeia, kati 4, Tirane		41,758
11	ENERGY PLUS	Sokol Meqemeja	Rr. "Elbasanit", vila 71, Tirane		51,482
12	POWER-ELEKTRIK-SLABINJE	Naimir Kurti	TIRANE Rruga Reshit Çollaku, Pallati i Ri (Ndertuar nga "Lani" shpk) Hyrja nr.1, Kati i 2-te, Apt nr.1		37,902
13	"Hec Lanabregas"sh.a	Alban Çatalli	DAJT Komuna Dajt, Tirane	Tirane	23,244
14	Hec Tervoli				33,056
15	"Denas Power" shpk				38,038
16	"Prelle Energji"				42,523
17	C.S.C Construksion				38,402
18	C.S Energji				33,345

The hydropower sector in Albania remains heavily dominated by KESH sh.a., which produced 5,131,482 mW in 2023, representing the vast majority of the total generation. This underscores KESH's central role in the national energy system and its strategic importance in ensuring energy security.

Following KESH, Devoll Hydropower emerges as the second-largest contributor, generating 480,546 MW, while Kurum International sh.a. ranks third with 366,977 mW. AYEN AS ENERGJI and ENERGJI ASHTA also hold notable positions, producing 353,081 MW and 287,627 MW respectively. Combined, these top five producers account for a substantial share of the total production, highlighting their essential role in meeting Albania's energy demand.

Mid-sized contributors such as EURON Energy Group (152,846 MW) and DITEKO sh.p.k (130,966 MW) add to the sector's depth, playing a meaningful role in the broader energy mix. A range of smaller producers including GJO-SPA POWER, ENERGY PLUS, Balkan Green Energy, and others each contribute between 30,000 and 60,000 MW. Though individually modest, these outputs collectively reflect the sector's operational diversity.

Entities like Denas Power sh.p.k, Prelle Energji, and C.S. Energji, with annual production levels around 30,000–40,000 kW, illustrate the presence of smaller players in the market. While their contributions are less than 1% each, their participation enhances the system's flexibility and fosters localized development.

The 2023 production data highlight a clear concentration of output among a few dominant players, but also points to the value of maintaining a broad base of independent and small-scale producers. This balance supports a more resilient and adaptive hydropower sector crucial as Albania continues its transition toward a cleaner and more sustainable energy future.

- Reporting entities (Photovoltaic) production are presented below:

No.	Name of Entity	Administrator	Address	Municipality	Production for 2023 (MW)
1	"SEMAN2SUN" sh.p.k	Zeni Tërpollari	Fshati Sheq Marinas Topojë, Rrethi Fier	Fier	3,748
2	"SONNE" sh.p.k	Elton Kuka	Fier Topoje Gryke	Fier	3,733
3	"AED SOLAR" sh.p.k	Elton Kuka	Fier Topoje Gryke	Fier	3,726
4	"AGE SUNPOWER" sh.p.k	Marjol Çala	Njesia Administrative Topoje, Fshati Gryke, Rrethi Fier	Fier	3,726
5	"Seman Sunpower" sh.p.k	Irida Matlija	Njesia Bashkiake Nr.2, Rruga Murat Toptani, Tirane	Fier	3,799
6	"SEMAN1SOLAR" sh.p.k.	Henri Aleksi	Ndertesa Nr. 19, Rruga "Sami Frasheri", Tirane	Fier	3,751
7	"ES 2019" sh.p.k	Englantina Xhoxhaj	Topoje, Fshati Gryke, Fier	Fier	4,179
8	"Smart Watt" sh.p.k	Androniqi Shollo	Topoje, SHEQ MARINAS, Fier	Fier	4,188
9	"RTS" sh.p.k	Edmond Zalla	Korce, Bilisht, DEVOLL Rruga e Fshatit Tren Km 1, Parku Fotovoltaik	Korçë	3,640
10	"STATKRAFT RENEWABLES ALBANIA" sh.a	Rigela Gegprifti	Rruga Papa Gjon Pali II, ABA Business Center, Tirane	Gramsh	1,959
11	"AEE" sh.p.k	Besnik Likollari	Golem, Fier	Fier	4,290
12	Korça Photovoltaic Park" sh.p.k	Edmond Zalla	Bitinckë, Bilisht, Devoll, Korçë, Rruga e Fshatit Tren Km 1, Parku Fotovoltaik	Korçë	3,691
13	"NTSP" sh.p.k	Edmond Zalla	Bitinckë, Bilisht, Devoll, Korçë, Rruga e Fshatit Tren Km 1, Parku Fotovoltaik	Korçë	3,650
14	"Sun Beat System" sh.p.k	Edmond Zalla	Bitinckë, Bilisht, Devoll, Korçë, Rruga e Fshatit Tren Km 1, Parku Fotovoltaik	Korçë	3,691
15	"Tren Sun System" sh.p.k	Edmond Zalla	Bitinckë, Bilisht, Devoll, Korçë, Rruga e Fshatit Tren Km 1, Parku Fotovoltaik	Korçë	3,696

16	"ERNI SOLAR" sh.p.k 35 kv	Edmond Zalla	Bilisht, Devoll, Korçë, Rruga e Fshatit Tren Km 1, Parku Fotovoltaik	Korçë	3,080
17	"GREEN ENERGY BILISHTI" sh.p.k 35 kv	Edmond Zalla	Bitinckë, Bilisht, Devoll, Korçë, Rruga e Fshatit Tren Km 1, Parku Fotovoltaik	Korçë	3,442
18	"EZ-5 Energy" sh.p.k	Eltion Lako	FIER, Rr: Polvec, zona kadestrale 3038	Fier	18,004

The photovoltaic energy sector in Albania in 2023 is marked by significant production from a relatively small group of high-capacity operators. The largest contributor is EZ-5 Energy sh.p.k, with a production of 18,004 MW, making it by far the dominant entity in the solar sector for the year. This volume positions EZ-5 Energy as a key player in advancing Albania's renewable energy goals through solar investments.

Other major producers include Smart Watt sh.p.k and ES 2019 sh.p.k, with outputs of 4,188 MW and 4,179 MW, respectively. Close behind is AEE sh.p.k, producing 4,290 MW, slightly surpassing both in capacity. These entities concentrated primarily in Fier—demonstrate the region's emergence as a photovoltaic hub.

A cluster of companies including Seman Sunpower, SEMAN1SOLAR, SEMAN2SUN, SONNE, AED SOLAR, and AGE SUNPOWER each contribute between 3,700 MW and 3,800 MW, indicating a strong mid-tier segment. Their geographical concentration in Topojë and Sheq Marinas (Fier) further emphasizes the regional focus of solar energy development in Albania.

Meanwhile, the Korçë region also emerges as an important photovoltaic center, led by RTS sh.p.k, Korça Photovoltaic Park, NTSP, Sun Beat System, and Tren Sun System, with outputs ranging from 3,640 MW to 3,696 MW. These entities are predominantly operated by Edmond Zalla, reflecting coordinated private sector investment in the Devoll area.

Smaller but notable contributors include ERNI SOLAR (3,080 MW), GREEN ENERGY BILISHTI (3,442 MW), and STATKRAFT RENEWABLES ALBANIA with 1,959 MW—the only major international operator on the list, signifying foreign interest in Albania's solar market.

In summary, while EZ-5 Energy stands out as the top solar producer by a significant margin, the rest of the market is characterized by a healthy distribution of mid-sized producers, primarily concentrated in Fier and Korçë. This geographic concentration, along with a mix of local and international operators, underscores the growing maturity and diversification of Albania's solar energy sector.

2.3 Export Data (EITI Requirement 3.3)

EITI Requirement 3.3 focuses on the disclosure of export volumes and values for extractive commodities, ensuring transparency and accountability in how these exports contribute to the national economy.

2.3.1 Oil and Gas Sector

According to customs data, Bankers Petroleum exported 523,519,959 kg of oil, valued at ALL 21,373,096,616, accounting for over 99.99% of the total oil sector production in Albania. Delvina Gas Company also contributed with 74,423 kg of oil, valued at ALL 2,730,669, representing a very small fraction of the total output. This indicates a highly concentrated market, with Bankers Petroleum as the principal producer and exporter.

Oil Sector	Weight (kg)	Value (ALL)
Bankers Petroleum	523,519,959	21,373,096,616
DELVINA GAS COMPANY-	74,423	2,730,669
Total	523,594,382	21,375,827,285.53

Source: Customs Data

2.3.2 Mining Sector

We have obtained export data from various customs points in Albania for the year 2023. The information includes the names of companies exporting minerals, their business identification numbers (NIPT), detailed descriptions of the minerals, net weights of the exported minerals, the export values, and the royalties paid for these exports.

Below is the summary of the total export values for the minerals:

Mining Sector	Net Weight (KG)	Value (ALL)
Chrome	398,139,270.5	8,071,339,206.3
Nickle	31,521,400.0	84,602,789.0
Copper	29,280,083.0	3,108,677,523.2
Bitumen	114,487,240.0	396,260,134.1
Gravel	215,850.0	104,269.2
Clay	8,530,000.0	33,809,921.8
Basalt	2,749,600.0	4,213,233.7
Total	584,923,443.50	11,699,007,077.27

Source: Customs Data

As seen from the table above, Chrome remains the most exported mineral in Albania's mining sector for 2023, accounting for approximately 68% of the total export volume. Bitumen follows as the second most exported mineral by weight, contributing around 20% of the total. Nickel and Copper rank next, with shares of approximately 5.4% and 5.0%, respectively. Other minerals such as Clay, Basalt, and Gravel each represent less than 2% of the total net weight exported.

The total value of mineral exports, expressed in ALL, reached 11,699,007,077.27.

III. REQUIREMENT 4 – Revenue Collection

3.1 Comprehensive Disclosure of Taxes and Revenues (EITI Requirement 4.1)

This standard ensures the full disclosure of all taxes, royalties, fees, and other payments made by extractive companies to the government. It requires disaggregated reporting by company, type of payment, and level of government to enhance transparency, accountability, and public confidence in the management of natural resource revenues.

The table below presents the consolidated financial contributions of Albania's Oil and Gas, Mining, and Hydropower sectors for the year 2023. It includes data on total income as well as detailed tax and non-tax payments such as VAT, profit tax, social security contributions, personal income tax, dividends, fines, and royalties made by entities operating in these sectors.

Description	Oil and Gas Sector	Mining Sector	Hydropower Sector
Total Income	43,914,736,250.00	5,526,383,522.00	119,888,658,270.00
VAT Payments	677,628,784.00	263,043,849.00	1,742,287,577.00
Tax on Profit Payments	333,686,704.00	1,046,210,316.00	2,377,208,005.00
Social Security Contributions Payments	709,844,638.00	942,063,941.00	616,852,341.00
Tax on Personal Income Payments	620,630,831.00	341,530,934.00	282,040,443.00
Tax on Dividends Payments	-	70,464,404.00	300,465,001.00
Payments for different fines	19,697,419.00	3,894,051.00	6,878,759.00
Royalty Payments	433,981,091.00	3,289,104.00	-

Oil and Gas Sector:

- Generated over 43.9 billion ALL in total income. Major fiscal contributions included VAT payments of 677.6 million ALL, royalty payments of 434 million ALL, and substantial amounts in social security contributions (709.8 million ALL) and personal income tax (620.6 million ALL). These figures underscore the sector's strong role in both revenue generation and employment.

Mining Sector:

- Reported 5.5 billion ALL in total income. The sector's largest fiscal contributions were in profit tax payments (1.05 billion ALL) and social security contributions (942.1 million ALL). Other notable payments included personal income tax (341.5 million ALL), dividends tax (70.5 million ALL), and royalty fees (3.3 million ALL).

Hydropower Sector:

- The highest-earning sector with a total income of nearly 119.9 billion ALL. Significant fiscal contributions included VAT payments (1.74 billion ALL), profit tax (2.38 billion ALL), and personal income tax (282 million ALL). It also made notable payments in dividends (300.5 million ALL) and fines (6.9 million ALL), reflecting its major fiscal impact.

3.1.1 Comprehensive Disclosure of Taxes and Revenues in Oil and Gas Sector

Below we have presented the disclosures from entities in Oil and Gas Sector.

Entity	Total Income (ALL)	VAT	Tax on Profit	Social Security Contributions	Tax on Personal Income	Tax on Dividents	Tax on Different Fines	Tax on Royalties
Bankers Petroleum Albania Ltd.	33,488,639,698	-	-	158,051,002	121,242,810	-	15,062,847	-
Anio Oil&Gas Sha (ish.Trans Atlantik Albania Ltd	-	-	-	-	-	-	-	-
Delvina Gas Company LTD	266,106,679	-	30,000	19,905,926	11,343,128	-	788,419	-
TerraOil Swiss sh.a.	571,865,609	3,385,564	10,000	30,347,713	17,876,944	-	157,222	34,490,390
TRANSOIL GROUP AG (IEC Visoka Shp)	-	-	-	-	-	-	-	-
Sherwood Internacional Petroleum Ltd	39,150,989	-	-	3,189,388	1,423,139	-	2,729	1,582,951
EDG NATURAL GAS Shpk	-	23,172	10,000	11,240,582	10,170,119	-	236,785	-
Fin Pek Petroleum Sh.a (Phoenix Petroleum)	116,081,947	1,807,249	-	1,833,889	117,917	-	8,640	915,215
Albpetrol Sh.a.	7,771,150,044	672,412,799	333,606,704	392,145,717	137,034,617	-	3,042,220	396,982,535
Shell Upstream Albania B.V	1,384,688,491	-	20,000	80,144,681	275,847,653	-	156,441	10,000
Eni Albania B.V	277,052,793	-	10,000	12,985,740	45,574,504	-	242,116	-

3.1.2 Comprehensive Disclosure of Taxes and Revenues in Mining Sector

Entity	Total Income (ALL)	VAT	Tax on Profit	Social Security Contributions	Tax on Personal Income	Tax on Dividents	Tax on Different Fines	Tax on Royalties
"Fabrika e Pasurimit te Kromit Bulqize" shpk	20,785,863	-	1,811,632	13,711,270	1,243,166	-	219,069	9,578
Albchrome shpk	258,880,957	-	709,402,834	366,723,463	150,539,174	-	110,000	-
Illyria Minerals Industry sha	528,772,745	-	14,024,299	14,167,940	4,383,373	-	87,518	-
Alb - Canaj shpk	444,664,469	62,196,812	19,686,959	22,979,978	6,745,403	11,929,044	5,984	-
Dushi shpk	90,400,577	-	3,228,833	2,481,272	505,492	616,378	25,516	-
EGI-K shpk	126,261,432	14,175,610	35,171,497	25,694,704	7,148,743	8,695,652	2,582	-
Klosi shpk	143,775,281	19,156,141	52,790,722	29,965,825	9,976,675	27,879,093	1,474	-
Herbi shpk	318,765,666	37,631,633	18,309,296	27,032,532	9,125,621	4,902,435	16,874	-
Chrome-Ore shpk	139,550,574	-	-	318,902	6,913	-	761,693	-
Canameti shpk	38,733,545	-	9,571,361	6,078,669	999,433	-	-	-
"Aris Nivelet" shpk	89,477,055	8,514,984	5,000,000	13,305,267	2,912,939	-	-	-
Dema-Patin shpk	133,317,451	2,195,795	980,629	8,112,452	2,006,197	-	84,702	-
Shkalla shpk	76,445,009	50,909	9,463,370	15,446,627	3,252,791	1,471,955	140,160	10,000
Miniera e Kromit Katjel shpk	108,676,210	8,597,182	14,109,634	6,615,558	1,866,535	5,223,395	-	-
Kadurtex shpk	168,351,674	20,291,043	13,515,446	4,463,650	859,046	5,217,391	134,008	-
Koka shpk	150,197,544	-	13,106,842	10,676,365	2,008,821	-	679	1
Gerti shpk	427,073,828	-	20,732,226	27,057,580	5,828,322	-	10,012	-
"Kukes Chrome Minerals" shpk	107,849,410	-	-	2,153,257	-	-	366,090	187,825
"Neli" shpk	17,396,393	-	4,094,367	2,525,018	612,229	-	18,350	-
Alb Mine&Chrome sh.p.k	-	-	1,045,436	20,305,026	3,603,094	-	48,013	-
Erli-D shpk	784,231,005	47,348,646	56,861,966	13,341,972	3,283,665	-	61,944	10,000
Kuarci Blace shpk	93,643,332	2,175,376	4,422,457	4,576,076	128,052	750,838	170,238	-
"VËLLAZËRIA MINERALS ALBANIA" SHPK	42,367,000	-	576,273	2,326,164	13,697	-	116,682	-
Vllaznimi Deda Imp-Exp shpk	99,000,619	-	720,687	4,155,977	199,615	-	131,270	-
Xhireton shpk	31,722,030	-	2,175,008	11,475,168	1,910,711	956,623	-	584,520
11 Heronjte Bater	120,049,975	13,758,803	4,978,329	6,681,704	1,483,940	-	2,618	-
Besjana sh.p.k	39,327,784	-	6,747,095	2,174,656	579,176	1,381,600	3,594	2,414,638

Mineral Invest shpk	24,383,325	2,310,298	-	1,534,711	67,502	-	178,396	37,542
RO-GENT 1 shpk	118,911,466	24,835	3,040,298	3,571,644	114,812	400,000	110,958	-
Silbora shpk	48,567,153	-	4,651,383	1,416,004	42,573	-	108,517	30,000
Ivno-1100 shpk	94,336,606	17,685,114	7,125,447	4,717,385	738,522	640,000	47,957	-
Alb Leaa Internacional shpk	91,291,996	-	2,660,296	33,164,360	8,736,192	-	42,118	-
Zasha shpk	139,236,862	6,797,828	-	11,927,436	1,975,447	-	2,262	-
ARKEV shpk	154,356,471	101,982	5,749,458	3,167,286	212,562	400,000	224	-
BALLGJAI COMPANY shpk	52,137,385	-	446,236	258,560	-	-	10,471	5,000
Joal - 06 shpk	20,001,052	-	-	-	-	-	-	-
Mining Ferro Nikel shpk	7,656,667	30,858	-	1,247,976	238,034	-	30,936	-
Tete Albania Tunnel & Mining sha	44,424,705	-	10,000	87,358,006	45,316,994	-	843,142	-
"BERALB" Sh.a.	131,362,406	-	-	129,153,501	62,865,473	-	-	-

3.1.3 Comprehensive Disclosure of Taxes and Revenues in Hydropower Sector

Entity	Total Income (ALL)	VAT	Tax on Profit	Social Security Contributions	Tax on Personal Income	Tax on Dividents	Tax on Different Fines	Tax on Royalties
KESH sh.a.	35,624,705,069	-	325,836,097	260,750,806	99,879,307	-	10,000	-
Kurum International sh.a	48,123,998,346	2,008,785	425,175,999	208,132,861	95,076,961	904,739	2,896,456	-
ENERGJI ASHTA	1,942,131,451	444,155,218	184,765,639	9,588,757	6,144,358	-	-	-
EURON Energy Group	-	-	-	-	-	-	-	-
Euron Energy" shpk	365,717,555	101,554,131	54,284,254	6,668,117	3,294,329	14,484,124	132,623	-
Alb-Energy shpk	471,094,385	130,128,358	81,159,778	4,129,935	1,276,351	-	-	-
Energal shpk	163,897,121	42,602,269	22,376,344	6,393,457	1,845,418	4,493,389	85,018	-
AYEN AS ENERGJI	10,352,062,830	29,278,790	204,200,123	25,207,894	21,077,333	264,379,493	50,000	-
DEVOLL HYDROPOWER	18,931,843,648	-	678,494,428	23,288,609	28,196,391	-	1,479,805	-
GJO-SPA POWER	335,251,585	96,952,775	52,386,516	5,389,349	2,343,958	-	11	-
”DITEKO” sh.p.k	863,089,171	235,036,355	82,241,483	8,225,011	2,566,648	-	-	-
"Balkan Green Energy" sh.p.k(ish ESEGEI)	430,020,978	84,919,472	19,573,697	24,571,352	7,379,122	11,984,863	18,201	-
ERDAT LURA	316,630,576	75,082,745	40,215,144	6,676,794	2,335,475	-	15,416	-
ENERGY PLUS	327,554,045	96,989,106	53,532,287	5,398,857	1,319,738	-	293,223	-
POWER-ELEKTRIK-SLABINJE	282,361,667	70,682,318	12,696,773	5,707,090	1,865,229	-	1,250,501	-
"Hec Lanabregas"sh.a	-	-	-	-	-	-	-	-
Hec Tervoli	220,482,653	56,763,452	31,752,334	6,337,307	5,491,043	4,218,393	11,171	-
"Denas Power" shpk	374,878,559	61,295,534	21,288,540	2,094,730	128,053	-	36,444	-
"Prelle Energji"	300,577,139	80,537,019	30,179,917	1,710,230	666,506	-	102,902	-
C.S.C Construksion	251,252,971	73,514,912	38,645,367	3,801,680	371,643	-	496,988	-
C.S Energji	211,108,521	60,786,338	18,403,285	2,779,505	782,580	-	-	-

3.2 Transportation revenues (EITI Requirement 4.4)

This requirement focuses on transparency in revenues generated from the transportation of oil, gas, or minerals. Governments and state-owned enterprises (SOEs) must disclose fees, tariffs, or other revenues collected for transporting these resources through pipelines, railways, shipping, or other methods. The disclosures should include the volume transported, the revenue generated, and the terms of transportation agreements to ensure accountability and public understanding of these revenue streams.

The Albanian Government's Revenues from TAP and from Oil and Gas Transportation

Albania generates revenue from the operation of the Trans Adriatic Pipeline (TAP) on its territory, but not in the form of payments for the volume of gas that passes through, as TAP is a transit infrastructure project, not a gas trade contract. Below are the main sources of revenue explained, as well as what is stipulated in the relevant agreements:

Agreement with TAP – Host Government Agreement (HGA):

https://qbz.gov.al/eli/ligj/2013/04/15/116-2013/8f622bac-1902-41d7-a763-55601202652c;q=Ligj%20nr.%20116%2F2013%20dat%C3%AB%2015.4.2013

TAP and the Albanian government signed a Host Government Agreement (HGA) in 2013, which:

- Regulates the construction, operation, and maintenance of the pipeline on Albanian territory.
- Guarantees rights for TAP, but also benefits for the Albanian state.
- Includes provisions on:
    - Taxes and duties
    - Fees for the use of public land
    - Social and infrastructure investments
    - Rules for the treatment of third parties and environmental standards

Revenues for Albania from TAP

a) Fiscal Revenues (Taxes and Duties)

- TAP Albania pays corporate income tax, VAT, local taxes, and social security contributions.
- These revenues are directed to the Albanian state budget.

b) Fee for the Use of Public Land

- The Albanian government has granted TAP the right to use public land for the construction and operation of the pipeline.
- TAP pays a fee for this usage.

c) Indirect Revenues from Investments and Subcontractors

- TAP has engaged Albanian companies for construction, logistics, and service-related work.
- This has generated significant income for the local economy and the state budget through taxes paid by subcontractors.

d) Community Investment Programme[19]

- TAP has funded community development projects along the pipeline corridor, including:
    - Road infrastructure
    - Water supply systems
    - Support for agriculture and education
- To date, numerous projects have been implemented under this program.

Albania does not receive a transit fee based on the volume of gas transported through the pipeline, due to the following reasons:

- The provisions outlined in the Host Government Agreement (HGA) establish a favorable fiscal and tax regime for TAP, aimed at securing the investment.
- TAP's structure as an international project operated by major companies, with governments having agreed on standardized terms to ensure the project's realization.

The Albanian government generates revenues from oil and natural gas transportation activities, including the Trans Adriatic Pipeline (TAP), through:

a) Host Government Agreement (HGA) with TAP

- Ratified by the Albanian Parliament on April 15, 2013.
- Establishes the legal framework for the construction, operation, and maintenance of TAP in Albania.
- Regulates:
    - Right of way,
    - Permits and authorizations,
    - Technical, environmental, and social standards,
    - Taxation and fiscal treatment of the project.
- TAP has made significant infrastructure investments in Albania and has created long-term economic benefits.

b) Law No. 8450/1999 "On the Processing, Transportation and Trading of Oil, Gas, and Their By-products"

This law governs the overall legal and regulatory framework for the oil and gas sector in Albania, including transportation activities beyond TAP. https://qbz.gov.al/share/3veCH0rlR5iU_LM3oTWDiQ.

- Requires mandatory licensing for any entity operating in the transportation of oil and/or gas.
- Regulates activities across the hydrocarbon industry value chain, including transportation.

Law No. 153/2020 "On the Fiscal Regime in the Hydrocarbon Sector"

https://qbz.gov.al/share/3veCH0rlR5iU_LM3oTWDiQ

- Defines:
    - Corporate income tax

[19] Source: TAP – Social and Environmental Investments in Albania

- Royalty payments (revenues from natural resource exploitation) to the state
- National and local taxes

- Establishes a stable fiscal regime for hydrocarbon companies operating in Albania.

Additionally, the Energy Regulatory Authority (ERE) provides full legislation related to the TAP pipeline and the natural gas sector:

1. Law No. 102/2015 "On the Natural Gas Sector"

   This law defines the rules for the organization and operation of the natural gas sector in Albania, including transmission, distribution, and supply of gas.

   https://ere.gov.al/sq/legjislacioni/legjislacioni-primar?utm_source=

2. Guideline for Capacity Management and Allocation in the TAP Project
   This guideline regulates procedures for the management and allocation of capacity in the TAP pipeline. https://www.ere.gov.al/sq/legjislacioni/legjislacioni-sekondar?utm_source=

3. Regulation on Third-Party Access to the Transmission System and Transparency in the Natural Gas Sector
   This regulation sets the conditions for third-party access to the natural gas transmission system and ensures transparency in the sector.

Summary:

TAP and other entities involved in the transport of gas and oil in Albania are subject to a special legal framework that ensures revenues for the state budget through taxes, fees, infrastructure investments, and specific international agreements. The Albanian government benefits financially from TAP and the transport of oil and gas via both international agreements and domestic fiscal and energy legislation.

Transnafta is no longer operational, even though it is registered as active in National Business Center

3.2.1 Transportation Revenues in Oil and Gas Sector

Currently, crude oil is transported from the oil fields to the coastal terminal operated by La Petrolifera Italo-Albanese Sh.a. using oil tankers. There are no mandatory requirements to utilize state services for oil transportation. Bankers Petroleum has indicated that it has the freedom to choose its oil transportation providers.

As of the date of this report, the state-owned enterprise Transnafta Sh.a. is no longer operational and has not been active for years, despite its presence in state archives.

3.2.2 Transportation Revenues in Mining Sector

Currently, minerals are transported via road transportation vehicles, such as trucks, from the mining fields to domestic or export destination. There are no State-owned entities operating in minerals' transportation.

3.3 Subnational payments (EITI Requirement 4.6)

This standard ensures transparency in payments made by extractive companies to local governments. If these payments, such as local taxes, fees, or royalties, are significant, they must be disclosed along with the amounts received by the local authorities. The goal is to provide a clear understanding of the financial benefits accruing to local governments and to strengthen public oversight of how these revenues are managed. As of today, only five Municipalities have disclosed payments made from entities in local taxes.

3.3.1 Subnational Payments in Bulqizë

Entity	Type of taxes	Industry	Value (ALL)
Albchrome shpk	Mining Royalty	Mining	10,949,428

Alb - Canaj shpk	Mining Royalty	Mining	332,448
EGI-K" shpk	Mining Royalty	Mining	2,788,995
Klosi shpk	Mining Royalty	Mining	1,629,748
Herbi shpk	Mining Royalty	Mining	372,972
"Fabrika e Pasurimit te Kromir Bulqize" shpk	Mining Royalty	Mining	116,916
"Aris Nivelet" shpk	Mining Royalty	Mining	108,838
Gerti shpk	Mining Royalty	Mining	163,932
"Neli" shpk	Mining Royalty	Mining	379,408
Alb Mine&Chrome sh.p.k	Mining Royalty	Mining	425,330
Xhireton shpk	Mining Royalty	Mining	644,823
11 Heronjte Bater	Mining Royalty	Mining	166,589
Mineral Invest shpk	Mining Royalty	Mining	391,798
Alb Leaa Internacional shpk	Mining Royalty	Mining	401,577
Zasha shpk	Mining Royalty	Mining	280,925
ARKEV shpk	Mining Royalty	Mining	216,392
Albchrome shpk	Local Taxes	Mining	2,000,000
Alb - Canaj shpk	Local Taxes	Mining	326,594
Dushi shpk	Local Taxes	Mining	214,778
EGI-K" shpk	Local Taxes	Mining	308,780
Klosi shpk	Local Taxes	Mining	356,470
Herbi shpk	Local Taxes	Mining	295,940
EGI-K shpk	Local Taxes	Mining	300,000
"Fabrika e Pasurimit te Kromir Bulqize" shpk	Local Taxes	Mining	600,000
Canameti shpk	Local Taxes	Mining	237,250
Kadurtex shpk	Local Taxes	Mining	491,380
Koka shpk	Local Taxes	Mining	608,780
Gerti shpk	Local Taxes	Mining	268,760
"Neli" shpk	Local Taxes	Mining	229,682
Alb Mine&Chrome sh.p.k	Local Taxes	Mining	208,778
Erli-D shpk	Local Taxes	Mining	267,044
Xhireton shpk	Local Taxes	Mining	256,982
11 Heronjte Bater	Local Taxes	Mining	236,312
RO-GENT 1 shpk	Local Taxes	Mining	221,258
Ivno-1100 shpk	Local Taxes	Mining	326,950
Alb Leaa Internacional shpk	Local Taxes	Mining	437,950
Zasha shpk	Local Taxes	Mining	236,312
ARKEV shpk	Local Taxes	Mining	208,778

3.3.2 Subnational Payments in Fier

Company	Type of taxes	Industry	Value (ALL)
DIMAX ALBANIA	Local Taxes	Hydroenergy Sector	18,750

DIMAX ALBANIA	Local Taxes	Hydroenergy Sector	500
BIGWIND	Local Taxes	Hydroenergy Sector	75,000
BIGWIND	Local Taxes	Hydroenergy Sector	2,000
BIGWIND	Local Taxes	Hydroenergy Sector	85,000
BIGWIND	Local Taxes	Hydroenergy Sector	2,000
EZ -5 ENERGY	Local Taxes	Hydroenergy Sector	6,250
EZ -5 ENERGY	Local Taxes	Hydroenergy Sector	167
EZ -5 ENERGY	Local Taxes	Hydroenergy Sector	75,000
EZ -5 ENERGY	Local Taxes	Hydroenergy Sector	2,000
NOVA SOLAR SYSTEM	Local Taxes	Hydroenergy Sector	23,750
NOVA SOLAR SYSTEM	Local Taxes	Hydroenergy Sector	500
NOVA SOLAR SYSTEM	Local Taxes	Hydroenergy Sector	95,000
NOVA SOLAR SYSTEM	Local Taxes	Hydroenergy Sector	2,000
NOVA SOLAR SYSTEM	Local Taxes	Hydroenergy Sector	75,000
NOVA SOLAR SYSTEM	Local Taxes	Hydroenergy Sector	2,000
NOVA SOLAR SYSTEM	Local Taxes	Hydroenergy Sector	75,000
NOVA SOLAR SYSTEM	Local Taxes	Hydroenergy Sector	2,000
NOVA SOLAR SYSTEM	Local Taxes	Hydroenergy Sector	75,000
NOVA SOLAR SYSTEM	Local Taxes	Hydroenergy Sector	2,000
NOVA SOLAR SYSTEM	Local Taxes	Hydroenergy Sector	75,000
NOVA SOLAR SYSTEM	Local Taxes	Hydroenergy Sector	2,000
NOVA SOLAR SYSTEM	Local Taxes	Hydroenergy Sector	75,000
NOVA SOLAR SYSTEM	Local Taxes	Hydroenergy Sector	2,000
NOVA SOLAR SYSTEM	Local Taxes	Hydroenergy Sector	78,000
NOVA SOLAR SYSTEM	Local Taxes	Hydroenergy Sector	2,000
UNKNOWN	Local Taxes	Mining	23,214,026
BANKERS PETROLEUM ALBANIA	Local Taxes	Oil and Gas	20,000,000
BANKERS PETROLEUM ALBANIA	Local Taxes	Oil and Gas	5,000

BANKERS PETROLEUM ALBANIA	Local Taxes	Oil and Gas	2,859,040
BANKERS PETROLEUM ALBANIA	Local Taxes	Oil and Gas	30,000,000
BANKERS PETROLEUM ALBANIA	Local Taxes	Oil and Gas	5,000
BANKERS PETROLEUM ALBANIA	Local Taxes	Oil and Gas	30,000,000
BANKERS PETROLEUM ALBANIA	Local Taxes	Oil and Gas	5,000

3.3.3 Subnational Payments in Lushnje

Company	Type of taxes	Industry	Value (ALL)
Bankers Petroleum Albania LTD	Local Taxes	Oil and Gas	3,579,840

3.3.4 Subnational Payments in Patos

Company	Type of taxes	Industry	Value (ALL)
Bankers Petroleum	Mining Royalty	Oil and Gas	36,926,000
Albpetrol	Mining Royalty	Oil and Gas	18,567,779
Terraoil Swis	Mining Royalty	Oil and Gas	144,693
Bankers Petroleum	Taxes and Tariffs	Oil and Gas	35,463,200
Albpetrol	Taxes and Tariffs	Oil and Gas	46,510,470
Terraoil Swiss	Taxes and Tariffs	Oil and Gas	4,996,920

3.3.5 Subnational Payments in Roskovec

Company	Type of taxes	Industry	Value (ALL)
Bankers Petroleum	Environmental protection and improvement tariffs	Oil and Gas	3,000,000
Alpetrol SH.A.	Environmental protection and improvement tariffs	Oil and Gas	2,000,000
TRANS ADRIATIC PIPELINE	Environmental protection and improvement tariffs	Oil and Gas	300,000
Bankers Petroleum	Land Rental Tax	Oil and Gas	1,895,075
Bankers Petroleum	Revenues from Urban Planning Services	Oil and Gas	1,963,810
Bankers Petroleum	Building Tax	Oil and Gas	111,580,000
Alpetrol SH.A.	Land Tax	Oil and Gas	1,538,292
TRANS ADRIATIC PIPELINE	Building Tax	Oil and Gas	57,840

Company	Type of taxes	Industry	Value (USD)
Banker's Potrelium	Community Infrastructure Contributions	Oil and Gas	100,000

Closing acknowledgements

The EITI Report for Albania for the year 2023 represents an important step in the country's ongoing efforts to strengthen transparency, accountability, and good governance in the extractive sector. This report reflects Albania's commitment to the EITI International Standard and its determination to provide reliable and comprehensive information on the management of natural resources.

For the first time, the 2023 EITI Report has been prepared directly by the EITI Albania MSG and the EITI Albania Secretariat, marking a significant institutional milestone and demonstrating enhanced internal professional capacities. This process has enabled a more integrated and analytical approach to data, as well as a clearer presentation of key developments in the oil, gas, and mining sectors.

The report provides detailed information on revenues from the extractive sector, financial flows, the legal and institutional framework, and the roles of key public and private stakeholders. It serves not only as a transparency instrument, but also as a valuable tool for policymakers, civil society, local communities, and the general public to better understand the economic and social impacts of natural resource exploitation.

This report is the result of the dedication and professionalism of the EITI Albania MSG and the EITI Albania Secretariat team, composed of Mr. Genci Terpo, (General Director of EITI Albania) Ms. Emiliana Kola, (EITI Specialist) Mr. Lluka Gjergo, (EITI Specialist) Ms. Selma Ago, (Chief Sector of Finance and Services) Ms. Majlinda Balla, (finance specialist) and Ms. Xhorxhina Çota, who contributed at every stage of its preparation.

We hope that this report will serve as a solid basis for open and constructive dialogue among all stakeholders and will contribute to the further improvement of governance in Albania’s extractive sector.